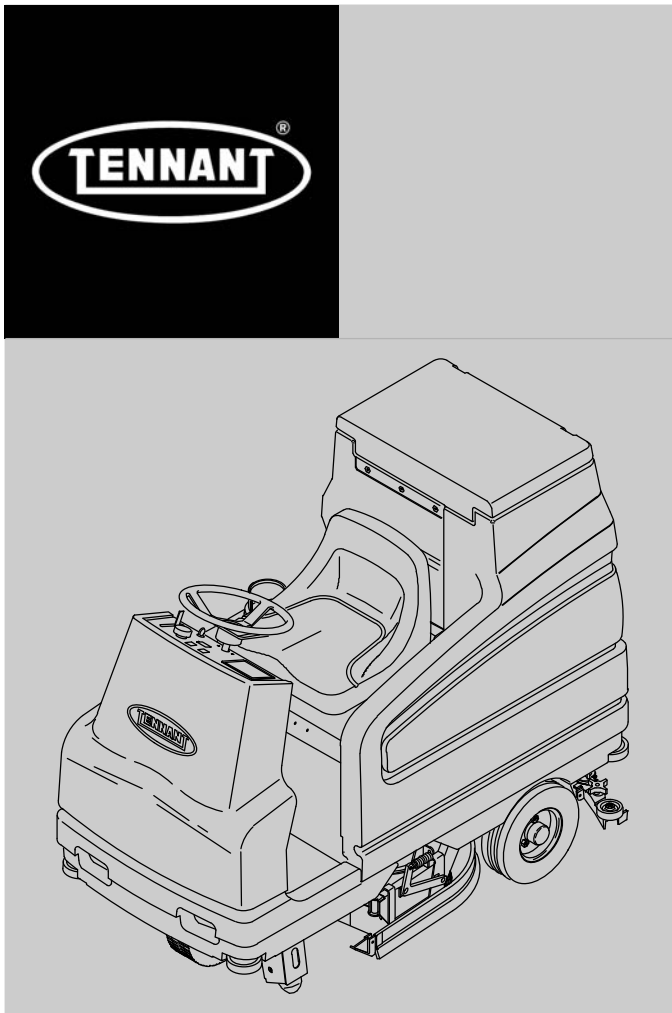





7100

Automatic Rider Scrubber


Parts Manual



FAST
Foam Scrubbing Technology
The Safe Scrubbing Alternative[®]

ecH₂O[™]
ELECTRICALLY CONVERTED WATER





Ref	Part No.	Serial Number	Description	Qty.
1	82681	(000000-)	Bracket Wldt, Lpg Mount	1
∇ 2	63810	(000000-)	Latch Assy, Lpg Tank Mtg, W/Nut	4
▲ 3	51839	(000000-)	Nut Adjustable, Lpg Tank Mtg	2
4	49263	(000000-)	Tie, Cable	3
(D)	82556	(000000-001039)	Bracket, Vaporizer	1
	54930	(000000-)	Vaporizer, LPG	1

HOW TO ORDER PARTS – See diagram above

Only use TENNANT Company supplied or equivalent parts. Parts and supplies may be ordered online, by phone, by fax or by mail.

Follow the steps below to ensure prompt delivery.

1. (A) Identify the machine model.
2. (B) Identify the machine serial number from the data label.
3. (C) Ensure the proper serial number is used from the parts list.
4. Identify the part number and quantity.
Do not order by page or reference numbers.
5. Provide your name, company name, customer ID number, billing and shipping address, phone number and purchase order number.
6. Provide detail shipping instructions.

- (D) ∇ – identifies an assembly
 ▲ – identifies parts included in assembly

Please fill out at time of installation for future reference.

Model No. – _____
 Serial No. – _____
 Machine Options – _____
 Sales Rep. – _____
 Sales Rep. phone no. – _____
 Customer ID Number – _____
 Installation Date – _____

Tennant Company
 PO Box 1452
 Minneapolis, MN 55440
 Phone: (800) 553-8033 or (763) 513-2850
 www.tennantco.com

Specifications and parts are subject to change without notice.
 Copyright © 2000–2011 TENNANT Company, Printed in U.S.A.

GENERAL RECOMMENDED MAINTENANCE

7100, NA, CE

General Recommended Maintenance Items

Ref.	Tennant Part No.	Description	Qty.
	390942	Blade, Sqge, Rear, 700mm	1
	390922	Blade, Sqge, Rear, 800mm	1
▽	391384	Kit, Sqge, Oil-Rstn, 700mm	1
▲	391377	Blade, Sqge, Front, 700mm, Oil-Rstn	1
▲	391378	Blade, Sqge, Rear, 700mm, Oil-Rstn	1
▽	391386	Kit, Sqge, Tile, 700mm	1
▲	390943	Blade, Sqge, Front, 700mm	1
▲	390936	Blade, Sqge, Rear, Gum Rbr, 700mm	1
▽	391383	Kit, Sqge, Oil-Rstn, 800mm	1
▲	391379	Blade, Sqge, Front, 800mm, Oil-Rstn	1
▲	391380	Blade, Sqge, Rear, 800mm, Oil-Rstn	1
▽	391385	Kit, Sqge, Tile, 800mm	1
▲	390923	Blade, Sqge, Front, 800mm	1
▲	390934	Blade, Sqge, Rear, Gum Rbr, 800mm	1
	86859	Blade Assy, Sqge, Side	2
	391334	Squeegee Assy, Side	2
	12472	Squeegee Assy, Side	2
	1010560	Wheel, Bmpr, 80d X 25w, Non-marking	1
	1044952	Caster, Swivel, 2.5D 1.3W, .50-13 Stem	2
	223568	Deflector, Water	2
	390633	Skirt, Front, Scb, Disk, 28 Inch	1
	390634	Skirt, Rear, Scb, Disk, 28 Inch	1
	390650	Skirt, Front, Scb, Disk, 32 Inch	1
	390651	Skirt, Rear, Scb, Disk, 32 Inch	1
	86865	Guide, Side Sqge	1
	390882	Seal, Tank, Recvy	1
	390883	Seal, Tank, Soltn	1
	390946	Hose, Vacuum	1
	375200	Gasket, Lid	2
	391343	Seal, Fan	1
	222201	Belt, 15mm 05p 500l	1
	223569	Gasket, Shield	1

▽ ASSEMBLY

▲ INCLUDED IN ASSEMBLY

GENERAL RECOMMENDED MAINTENANCE

7100, NA, CE

General Recommended Maintenance Items – cont'd.

Ref.	Tenant Part No.	Description	Qty.
▽	374333	Perf Kit, Brush, Disc, 28 In	1
▲	397914	Driver Assy, Pad, 14d	2
▲	222325	Pad, Buff, 14.0d, Red	12
▲	390936	Blade , Rear, Gum Rbr, 700mm	1
▲	390943	Blade, Sqge, Front, 700mm, Linatex	1
▲	1001290	Blade, Sqge, Rh	4
▽	374334	Perf Kit, Brush, Cyc, 28 In	1
▲	222304	Brush, Scb, 28l, 18 Sr, Pyp Grout ,Spl	4
▲	390936	Blade , Rear, Gum Rbr, 700mm	4
▲	390943	Blade, Sqge, Front, 700mm, Linatex	4
▲	391334	Blade Assy, Sqge, Side	4
▽	374335	Perf Kit, Brush, Disk, 32 In	1
▲	397916	Driver Assy, Pad, 16d	2
▲	63248-3	Pad, Buff, 16.0d, Red	10
▲	390934	Blade, Sqge, Rear, Gum Rbr, 800mm	2
▲	390923	Blade, Sqge, Front, 800mm, Linatex	1
▽	374336	Perf Kit, Brush, Cyl, 32 In	1
▲	222307	Brush, Scb, 32l, 18 Sr, Pyp Grout ,Spl	4
▲	390936	Blade , Rear, Gum Rbr, 700mm	2
▲	390943	Blade, Sqge, Front, 700mm, Linatex	4
▲	86859	Blade Assy, Sqge, Side [Linatex]	2

▽ ASSEMBLY

▲ INCLUDED IN ASSEMBLY

SECTION 2

Contents	Page
Fig. 1 – Replacement Brushes, 700 mm (28 in) . . .	2-2
Fig. 2 – Replacement Brushes, 800 mm (32 in) . . .	2-4
Fig. 3 – Main Frame Group	2-6
Fig. 4 – Seat Group (S/N 10108252–)	2-8
Fig. 5 – Seat Group (S/N 0000000–10108251) . .	2-10
Fig. 6 – Steering Group	2-12
Fig. 7 – Instrument Panel	2-14
Fig. 8 – Circuit Breaker and Contactor Group . . .	2-16
Fig. 9 – Circuit Board and Controller Group	2-18
Fig. 10 – Front Drive Wheel Group	2-20
Fig. 11 – Front Brake Linkage Group (S/N 10160410–)	2-22
Fig. 12 – Front Brake Linkage Group (S/N 00000000–10160409)	2-24
Fig. 13 – Brake Pedal Group	2-26
Fig. 14 – Directional Pedal Group (S/N 10117238–)	2-28
Fig. 15 – Directional Pedal Group (S/N 00000000–10117237)	2-30
Fig. 16 – Rear Wheel Group	2-32
Fig. 17 – Scrub Head Lift Group	2-34
Fig. 18 – Disk Scrub Head Drive Motor Group, 700 mm (28 in)	2-36
Fig. 19 – Disk Scrub Head Squeegee Group, 700 mm (28 in)	2-38
Fig. 20 – Recovery Tank Group	2-40
Fig. 21 – Recovery Tank Drain Assembly	2-42
Fig. 22 – Vacuum Fan Group	2-44
Fig. 23 – Solution Tank Group	2-46
Fig. 24 – Solution Control Group	2-48
Fig. 25 – Battery Cable Group	2-50
Fig. 26 – Rear Squeegee Lift Group	2-52
Fig. 27 – Rear Squeegee Linkage Group	2-54
Fig. 28 – Rear Squeegee Group, 700 mm (28 in)	2-56
Fig. 29 – Electrical Schematic	2-58
Fig. 30 – Wire Harness Group	2-61
Fig. 31 – Label Group	2-67

Fig. 1 – Replacement Brushes, 700 mm (28 in)

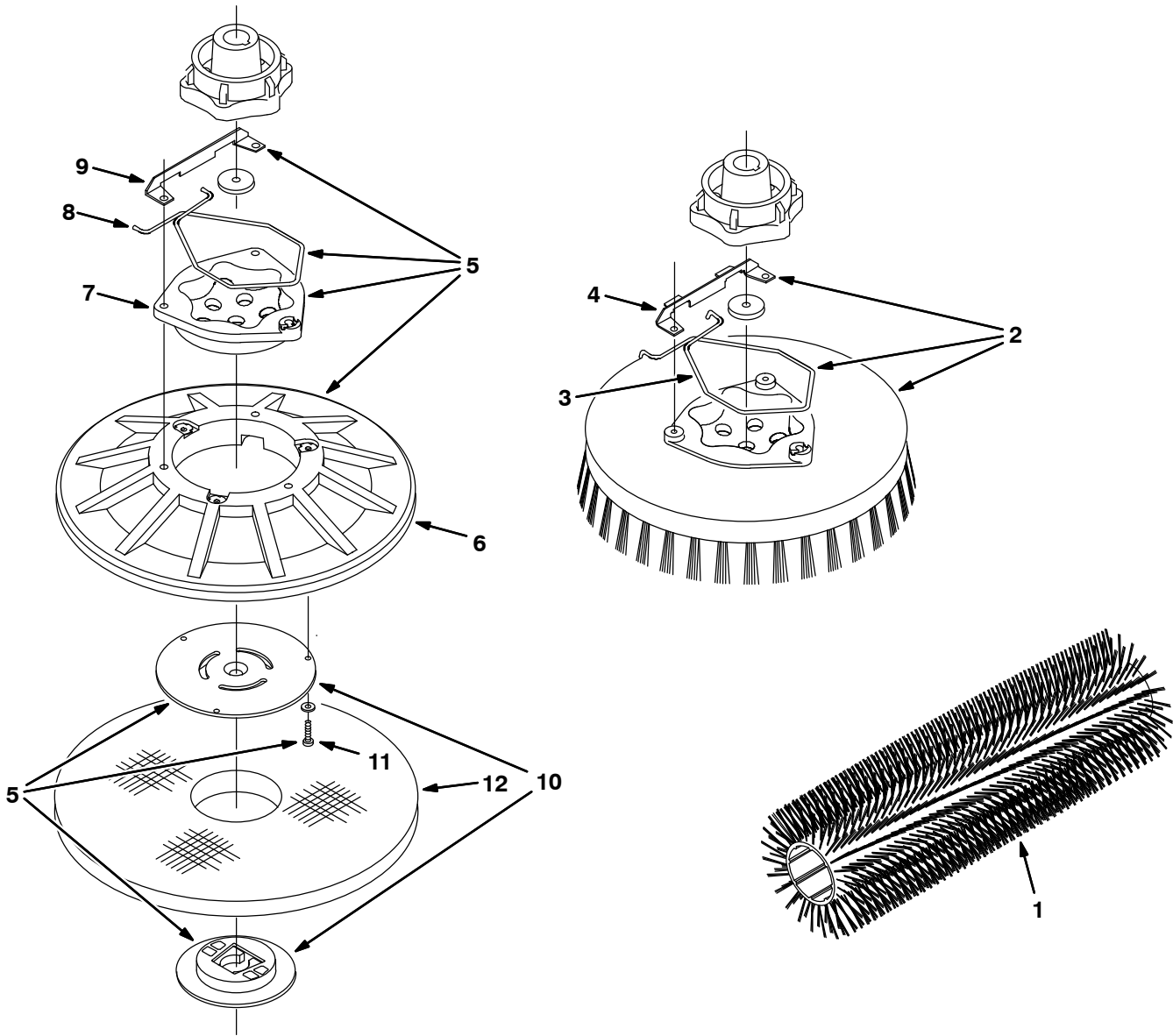


Fig. 1 – Replacement Brushes, 700 mm (28 in)

Ref.	Tennant Part No.	Description	Qty.	
1	222304	Brush, Scb, 28l, 18sr, Pyp, Spl (Stiff Polypropylene)	2	
1	374041	Brush, Scb, 28l, 18sr, Hd Pyp, Spl (Medium Polypropylene)	2	
1	222305	Brush, Scb, 28l, 18sr, Nyl, Spl (Soft Nylon)	2	
1	222306	Brush, Scb, 28l, 18sr, Abr, Spl (Abrasive)	2	
▽	2	222321	Brush Assy, Disk, Scb, 14.0 D, Nylon	2
▲	3	14838	Spring, Wir, 0.16d, Brush Retaining	1
▲	4	24299	Bracket, Retainer, Spring	1
▽	2	222320	Brush Assy, Disk, Scb, 14.0 D, Polypropylene	2
▲	3	14838	Spring, Wir, 0.16d, Brush Retaining	1
▲	4	24299	Bracket, Retainer, Spring	1
▽	2	222322	Brush Assy, Disk, Scb, 14.0 D, Super Abrasive	2
▲	3	14838	Spring, Wir, 0.16d, Brush Retaining	1
▲	4	24299	Bracket, Retainer, Spring	1
▽	5	397914	Driver Assy, Pad. 14D	2
▲	6	397974	Disk, Pad Driver, W/ Face, 14d	1
▲	7	15539	Hub, Drive, Brush, Disk, 3hole 5.8bc	1
▲	8	14838	Spring, Wir, 0.16d, Brush Retaining	1
▲	9	24299	Bracket, Retainer, Spring	1
▲	10	370095	Device, Centering	1
▲	11	09198	Screw, Pan, M04 X 0.7 X 35, Ss	3
	12	222324	Pad, Polish, 14.0d, White [1pick=1pad] (Polishing)	2
	12	222325	Pad, Buff, 14.0d, Red (Light Scrubbing & Buffing)	2
	12	222326	Pad, Scb, 14.0d, Blu [1pick=1pad] (Blue) (Medium Scrubbing)	2
	12	222327	Pad, Stripping, 14.0d, Brown[1pick=1pad] (Deep Scrubbing & Stripping)	2
	12	370091	Pad, Stripping, 14.0d, Blk [Hi Prod] (Black) (Stripping)	2
	12	1051026	Pad, Surf Prep, 14.0d [Mar, 1pick=1pad] (Maroon) (Surface Preparation)	2

▽ ASSEMBLY

▲ INCLUDED IN ASSEMBLY

Fig. 2 – Replacement Brushes, 800 mm (32 in)

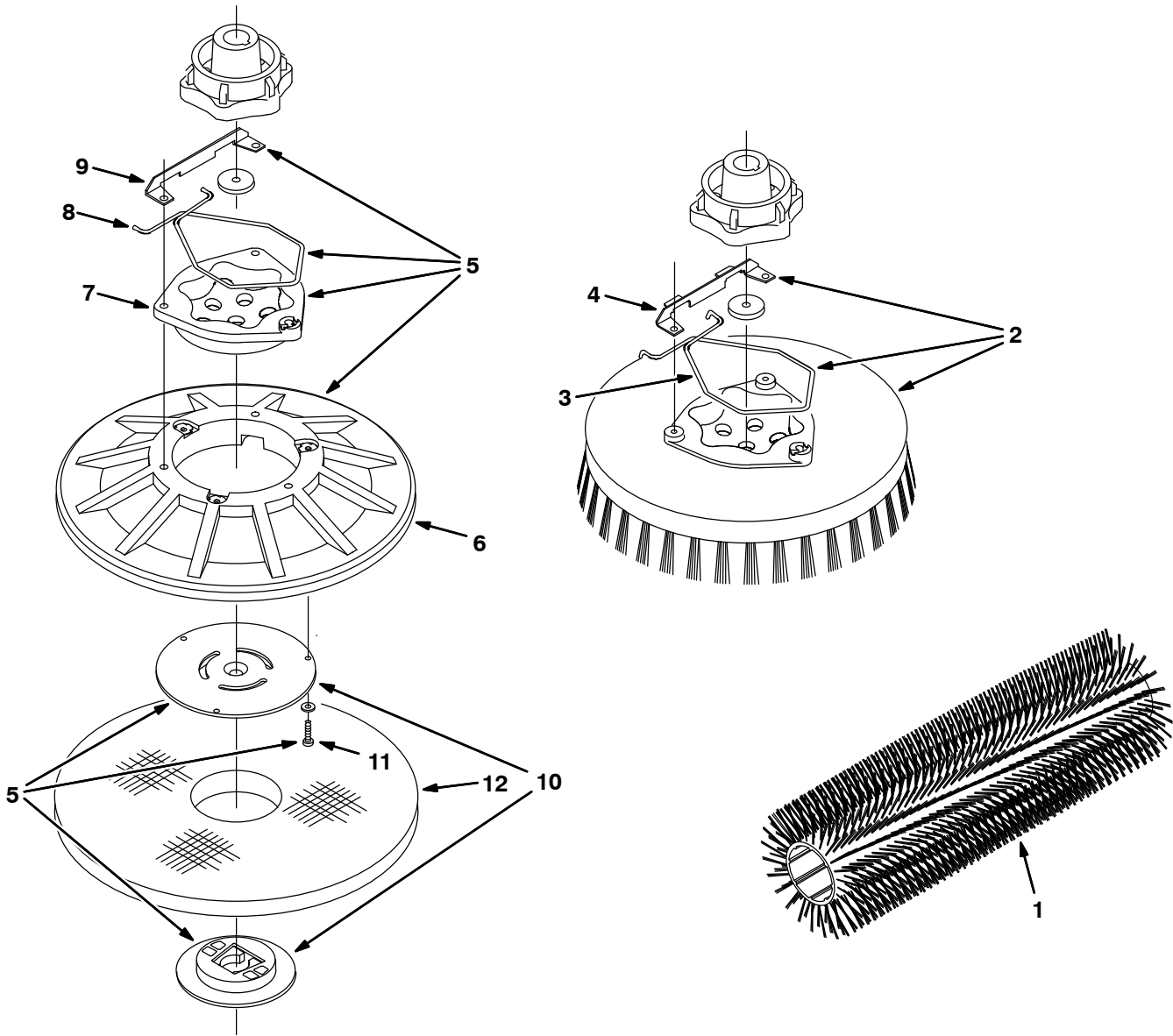


Fig. 2 - Replacement Brushes, 800 mm (32 in)

Ref.	Tennant Part No.	Description	Qty.	
1	222307	Brush, Scb, 32l, 18sr, Pyp, Spl (Stiff Polypropylene)	2	
1	374042	Brush, Scb, 32l, 18sr, Pyp, Spl (Medium Polypropylene)	2	
1	222308	Brush, Scb, 32l, 18sr, Nyl, Spl (Soft Nylon)	2	
1	222309	Brush, Scb, 32l, 18sr, Abr, Spl (Abrasive)	2	
▽	2	1042499	Brush Assy, Disk, Scb, 16.0 D, Nylon	2
▲	3	14838	Spring, Wir, 0.16d, Brush Retaining	1
▲	4	24299	Bracket, Retainer, Spring	1
▽	2	30241	Brush Assy, Disk, Scb, 16.0 D, Polypropylene	2
▲	3	14838	Spring, Wir, 0.16d, Brush Retaining	1
▲	4	24299	Bracket, Retainer, Spring	1
▽	2	1042504	Brush Assy, Disk, Scb, 16.0 D, Super Abrasive	2
▲	3	14838	Spring, Wir, 0.16d, Brush Retaining	1
▲	4	24299	Bracket, Retainer, Spring	1
▽	5	397916	Driver Assy, Pad. 16D	2
▲	6	397976	Disk, Pad Driver, W/ Face, 16d	1
▲	7	15539	Hub, Drive, Brush, Disk, 3hole 5.8bc	1
▲	8	14838	Spring, Wir, 0.16d, Brush Retaining	1
▲	9	24299	Bracket, Retainer, Spring	1
▲	10	370095	Device, Centering	1
▲	11	09198	Screw, Pan, M04 X 0.7 X 35, Ss	3
	12	63248-1	Pad, Stripping, 16.0d, Brown[1pick=1pad] (Deep Scrubbing & Stripping)	2
	12	63248-2	Pad, Scb, 16.0d, Blu [1pick=1pad] (Blue) (Medium Scrubbing)	2
	12	63248-3	Pad, Buff, 16.0d, Red [1pick=1pad] (Light Scrubbing & Buffing)	2
	12	63248-4	Pad, Polish, 16.0d, White [1pick=1pad] (Polishing)	2
	12	370092	Pad, Stripping, 16.0d[Hi Prod,1pick=1pad (Black) (Stripping)	2
	12	1051027	Pad, Surf Prep, 16.0d[Mar,1pick=1carton] (Maroon) (Surface Preparation)	2

▽ ASSEMBLY

▲ INCLUDED IN ASSEMBLY

Fig. 3 - Main Frame Group

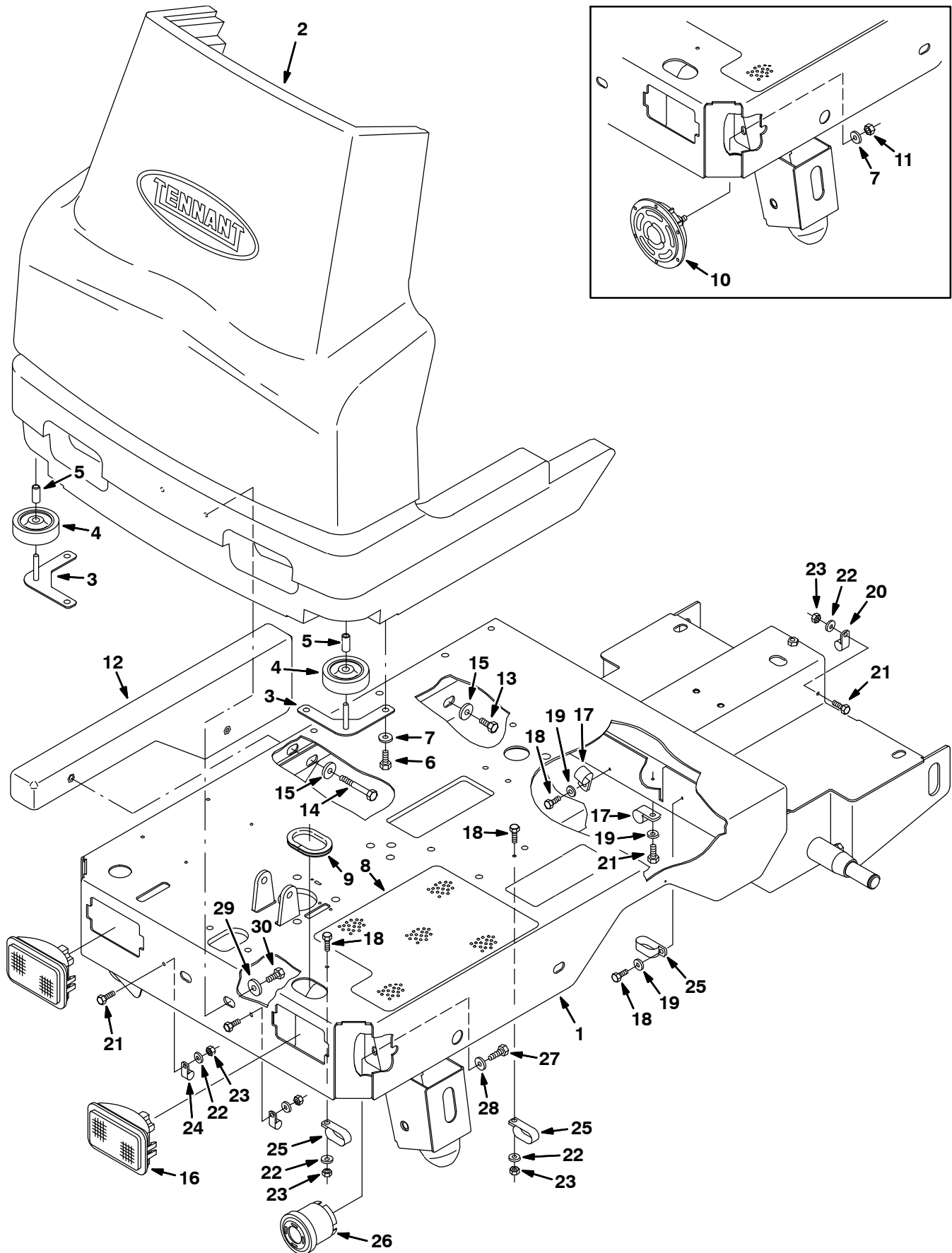


Fig. 3 - Main Frame Group

Ref.	Tennant Part No.	Description	Qty.	
1	390800	Frame Wldt, Micro Scrubber	1	
2	9006253	Shroud Kit, Front W/Labels [7100]	1	
3	1007845	Plate Wldt, Mtg, Wheel	2	
4	81580	Wheel, 4.0d 0.87w 0.44b	2	
5	393129	Sleeve, P/M, 0.437d 0.318b 1.15l 430ss	2	
6	09740	Screw, Hex, M08 X 1.25 X 20, Ss	4	
7	01685	Washer, Flt, .31 Ss	5	
8	391304	Tread, Non-Skid, 14.0 9.6	1	
9	390696	Molding, Trim, .08-.11 10.00	1	
10	369702	① Horn, 36vdc, Dba	1	
11	08713	① Nut, Hex, Lock, M08 X 1.25, NI, Ss	1	
12	1035797	Panel, Tank, Filler, Plstc	1	
13	16931	Screw, Hex, M08 X 1.25 X 20, 8.8	1	
14	06957	Screw, Hex, M08 X 1.25 X 60, 8.8	1	
15	13248	Washer, 0.40b 1.12d .12, Stl, PI	2	
▽	16	390772	Headlight, 36vdc	2
▲		360518	Lamp, 36vdc, 32cp .72a	1
	17	69234	Clamp, Cable, Stl, 1.00d X 0.62w, 1h	2
	18	09007	Screw, Hex, M06 X 1.0 X 25 Ss	4
	19	32483	Washer, Flt, .25 Sae	3
	20	67767	Clamp, Cable, Stl, 0.69d X 0.62w, 1h	1
	21	08716	Screw, Hex, M06 X 1.0 X 20, Ss	4
	22	01684	Washer, Flt, .25 Ss	5
	23	08712	Nut, Hex, Lock, M06 X 1.0, NI, Ss	5
	24	26395-1	Clamp, Cable, Stl, 0.56d X 0.38w, 1h	2
	25	09570	Clamp, Cable, Stl, 0.9x1.8 X 0.88w, 1h	3
	26	398463	② Kit, Modif, Horn, Sound [7100/Ezrider]	1
	27	01697	② Screw, Hex, .25-20 X 0.62, Ss	1
	28	140016	② Washer, Lock, 0.25 Ss	1
	29	13248	Washer, 0.40b 1.12d .12, Stl, PI	6
	30	09740	Screw, Hex, M08 X 1.25 X 20, Ss	6

① Serial number (1000000-xxxxxxx)

② Serial number (xxxxxxx-)

▽ ASSEMBLY

▲ INCLUDED IN ASSEMBLY

Fig. 4 - Seat Group (S/N 10108252-)

Ref.	Tenant-Part No.	Description	Qty.	
1	1048932	[4] Seat, Std	1	
2	1048958	[4] Switch, Seat, Nc	1	
3	360369	[2] Rail	1	
4	360370	[2] Rail	1	
5	1049092	[4] Spacer, Rnd, .38b .88d .63l	4	
6	49177	[4] Screw, Pan, Phl, .31-18 X 1.0, G2	4	
7	32491	[2] Washer, Flt, .31 Std	10	
8	32983	[2] Nut, Hex, Lock, .31-18, NI	4	
9	40678-1	[2] Clamp, Cable, Stl, 0.88d X 0.62w, 1h	1	
10	390694	[2] Molding, Trim, .08-.11 19.00	1	
11	223080	[2] Rod Wldt, Prop	1	
12	06943	[2] Screw, Hex, M06 X 1.0 X 20, 8.8	1	
13	32483	[2] Washer, Flt, .25 Sae	1	
14	08708	[2] Nut, Hex, Lock, M06 X 1.0, NI	2	
15	41178	[2] Washer, Flat, 0.25 Fender	1	
▽	16	393130	[2] Plate, Seat W/ Labels, Blk	1
▲	17	392846	[2] Angle, Rod, Prop	1
▲	18	09164	[2] Screw, Pan, M 6 X 1.0 X 20, 4.8	2
▲	19	32483	[2] Washer, Flat, .25 Sae	2
▲	20	08708	[2] Nut, Hex, Lock, M06 X 1.0, NI	2
	21	16931	[2] Screw, Hex, M08 X 1.25 X 20, 8.8	9
	22	392818	[2] Panel, Front	1
	23	392822	[2] Support Wldt, Seat	1
	24	58484	[2] Hinge, .25pin .12 3.0w 03.0l 4/0.28slot	2
	25	223330	[2] Harness, Switch, Seat	1
	26	19324	[2] Washer, Flat, #10 Sae	2
	27	06549	[2] Nut, Hex, Lock, M05X0.8, NI	2
	28	07791	[2] Nut, Hex, Flng, M08X1.25	3
	29	363503	[2] Screw, Pan, M 6 X 1.0 X 12, Ss	8
	30	07790	[2] Nut, Hex, Flng, M06 X 1.0	8
	31	382264	[2] Handle, Hood	1
	32	06934	[2] Screw, Pan, M 5 X 0.8 X 20, 4.8	2
	33	223599	[2] Cup Holder	1
	34	06944	[2] Screw, Hex, M06 X 1.0 X 25, 8.8	1
	35	12273	[2] Screw, Hex, M08 X 1.25 X 20, Ss, NI	4
	36	13248	[2] Washer, 0.40b 1.12d .12, Stl, PI	4
	37	32490	[2] Washer, Flt, .25 Std	3
	38	9005082	[3] Seat Kit, Std, Replmt	1
	39	390769	[3] Switch, Seat, Nc	1
	40	69461	[3] Washer, 0.38b 0.88d .12, Stl, PI	8
	41	25537	[3] Screw, Pan, .31-18 X 0.75, 2	4
	42	69461	[4] Washer, Flat, 0.38b 0.88d .12, Stl, PI	4

[2] Serial number (10108252-)

[3] Serial number (10108252-10399475)

[4] Serial number (10399476-)

▽ ASSEMBLY

▲ INCLUDED IN ASSEMBLY

Fig. 5 – Seat Group (S/N 0000000–10108251)

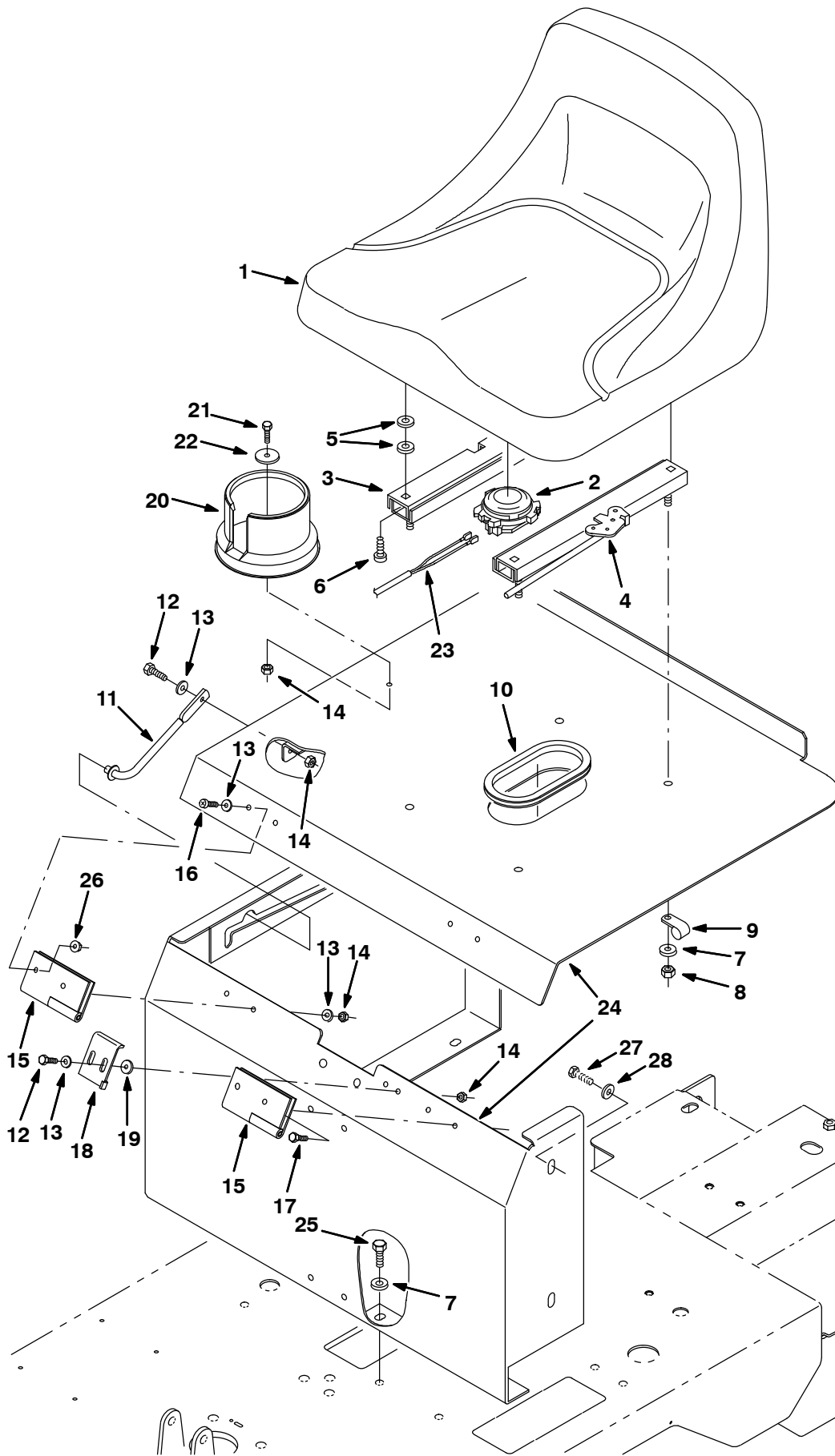


Fig. 5 – Seat Group (S/N 0000000–10108251)

Ref.	Tennant Part No.	Description	Qty.
1	9005082	① Seat Kit, Std, Replmt	1
2	390769	① Switch, Seat, Nc	1
3	360369	① Rail	1
4	360370	① Rail	1
5	69461	① Washer, 0.38b 0.88d .12, Stl, Pl	8
6	25537	① Screw, Pan, .31–18 X 0.75, 2	4
7	32491	① Washer, Flt, .31 Std	10
8	32983	① Nut, Hex, Lock, .31–18, NI	4
9	40678–1	① Clamp, Cable, Stl, 0.88d X 0.62w, 1h	1
10	390694	① Molding, Trim, .08–.11 19.00	1
11	223080	① Rod Wldt, Prop	1
12	06943	① Screw, Hex, M06 X 1.0 X 20, 8.8	3
13	32483	① Washer, Flt, .25 Sae	11
14	08708	① Nut, Hex, Lock, M06 X 1.0, NI	8
15	223248	① Hinge, .25pin .12 4.0w 04.0l 4/0.30h	2
16	74027	① Screw, Pan, M06 X 1.0 X 12, NI	4
17	06942	① Screw, Hex, M06 X 1.0 X 16, 8.8	4
18	391122	① Bracket, Lock, Seat	1
19	16236	① Washer, 0.26b 0.72d .06, Nyl	2
20	223599	① Cup Holder	1
21	06944	① Screw, Hex, M06 X 1.0 X 25, 8.8	1
22	41178	① Washer, Flat, .25 Fender	1
23	223330	① Harness, Switch, Seat	1
24	393139	① Kit, Ci, Seat Assy Replmt[7100/Ezrider]	1
25	16931	① Screw, Hex, M08 X 1.25 X 20, 8.8	8
26	07790	① Nut, Hex, Flng, M06 X 1.0	4
27	12273	① Screw, Hex, M08 X 1.25 X 20, Ss, NI	4
28	13248	① Washer, 0.40b 1.12d .12, Stl, Pl	4

① Serial number (0000000–10108251)

Fig. 6 - Steering Group

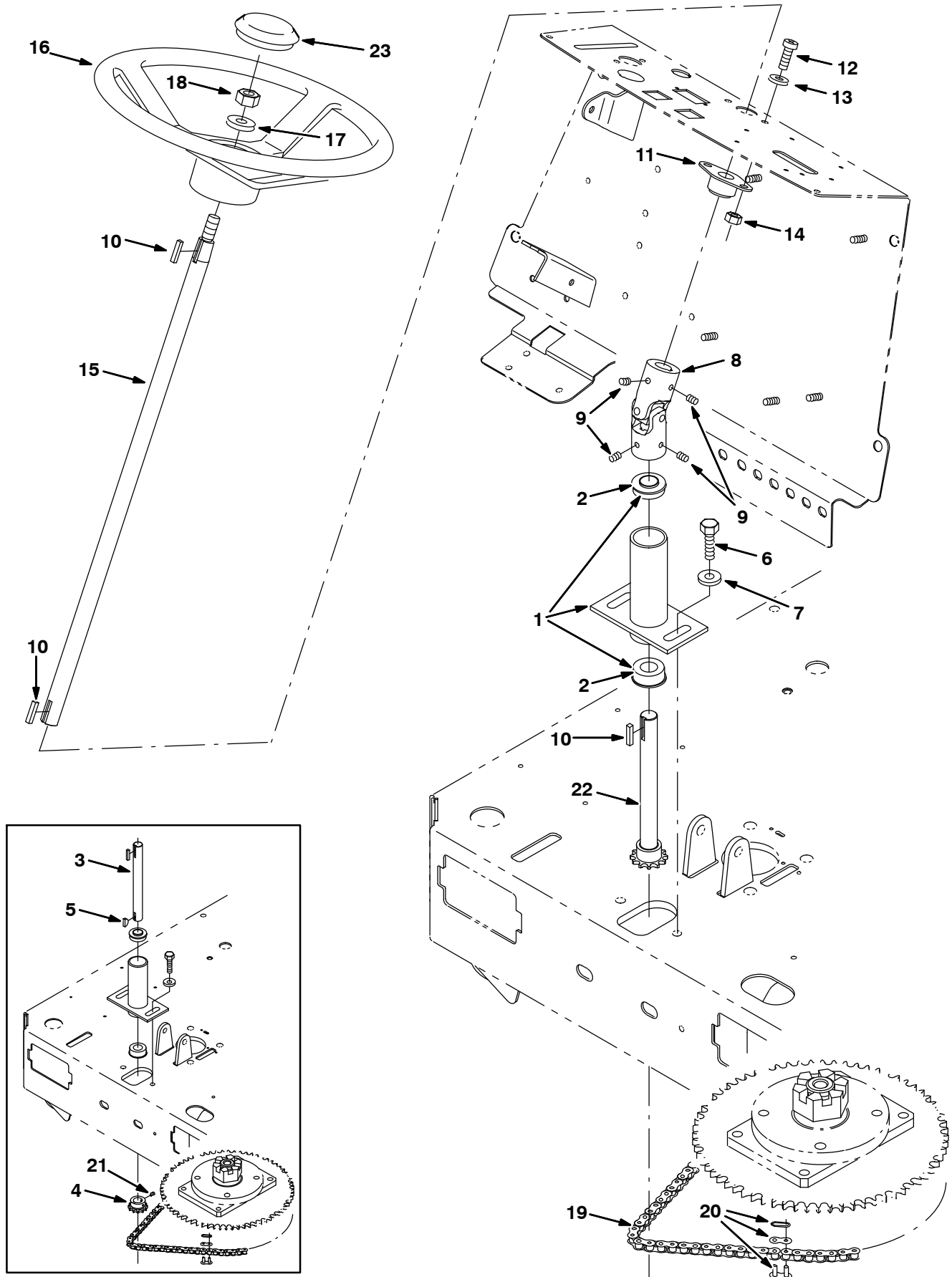


Fig. 6 - Steering Group

	Ref.	Tennant Part No.	Description	Qty.
▽	1	391381	Housing Assy, Steering	1
▲	2	223073	Bearing, Ball, 0.75b 1.38d 0.50w	2
	3	223068	① Shaft, Steering (Replaced by 391401)	1
	4	223070	① Sprocket, #35, 12tooth, 0.750b	1
	5	00500-10	① Key, Woodruff, 0.19 0.75, [Asa#0606]	1
	6	39284	Screw, Hex, M10 X 1.5 X 35, 8.8	2
	7	41187	Washer, Belleville, .38	2
	8	1040295	Joint U	1
	9	46820	Screw, Set, .31-18 X 0.38, NI	4
	10	00912	Key, Sq, 0.19 X 0.19, 01.00l	3
	11	223065	Bushing Assy, Flng, 2 Hole, 0.75b, Nyl	1
	12	09737	Screw, Pan, M08 X 1.25 X 20, 4.8	2
	13	32490	Washer, Flt, .25 Std	2
	14	08709	Nut, Hex, Lock, M08 X 1.25, NI	2
	15	223061	Shaft, Steering, Upper, Mach, .75d 24.1l	1
	16	1036490	Wheel, Steering, 14.0d, Taper Bore	1
	17	32493	Washer, Flt, .50 Std	1
	18	08711	Nut, Hex, Lock, M12 X 1.75, NI	1
	19	390788	Chain, Roller #35, .375 Pitch	1
	20	14799	Link, Chain, Roller, #35	1
	21	39326	① Screw, Set, .25-20 X 0.25, Al	2
	22	391401	② Shaft, W/ Sprocket, Steering	1
	23	1038966	Cap, Wheel, Steering	1

① Serial number (0000000-10073591)

② Serial number (10073591 -)

▽ ASSEMBLY

▲ INCLUDED IN ASSEMBLY

Fig. 7 - Instrument Panel

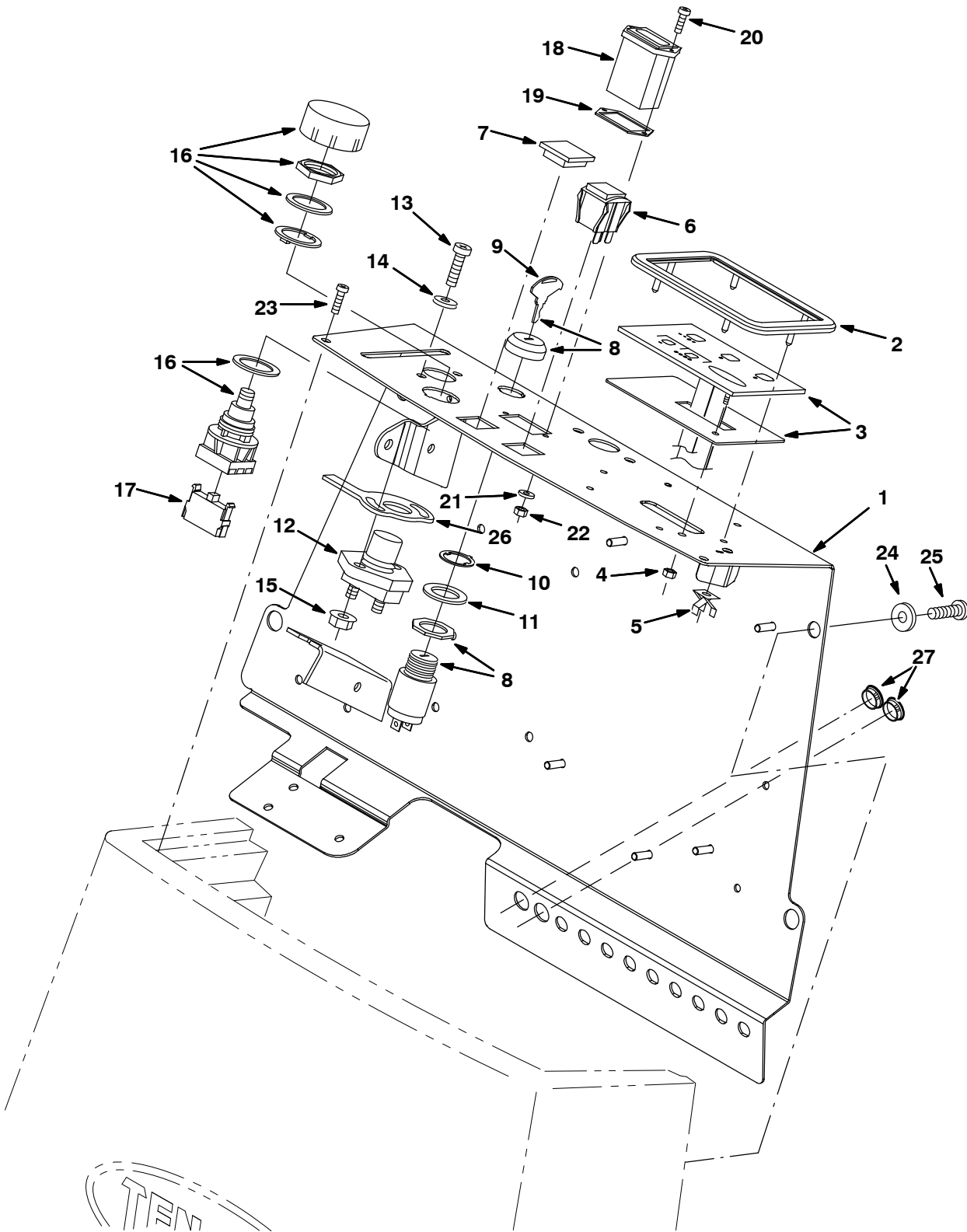


Fig. 7 – Instrument Panel

Ref.	Tennant Part No.	Description	Qty.	
1	1056104	Panel Wldt, Instmt [Xp]	1	
2	16906	Bezel, Panl, Touch	1	
3	390613	Panel Assy, Touch	1	
4	75939	Nut, Hex, Lock, #06–32, NI	1	
5	05280	Clip, Stud	6	
6	360521	Switch, Rocker	1	
7	222534	Button, Plug, 1.1 X 1.1h, Black, Plstc	1	
∇	8	361076	Switch, Start	1
▲	9	361144	Key, Ignition	1
10	360969	Washer	1	
11	82226	Washer, 0.91b 1.38d .06, Stl, PI	1	
12	44078	Switch	1	
13	382726	Screw, Pan, M06 X 1.0 X 25, 4.8	2	
14	32483	Washer, Flt, .25 Sae	2	
15	07790	Nut, Hex, Flng, M06 X 1.0	2	
16	78553	Switch	1	
17	65665	Contact, Switch	1	
18	377433	Gauge, Hourmeter, 12–80 VDC Analog	1	
19	222683	Gasket, Hourmeter	1	
20	09146	Screw, Pan, M03 X 0.5 X 12, 4.8	2	
21	39658	Washer, Lock, Int, #04	2	
22	01754	Nut, Hex, Std, M03 X 0.5	2	
23	360973	Screw, Pan, #12–16 X 0.50, F/ Plstc	2	
24	01685	Washer, Flt, .31 Ss	4	
25	09737	Screw, Pan, M08 X 1.25 X 20, 4.8	4	
26	390993	Stop, Valve, Soltn	1	
27	57167	Plug, Hole, Rnd, 0.62h .03–.12, Blk Nyl	2	

∇ ASSEMBLY

▲ INCLUDED IN ASSEMBLY

Fig. 8 - Circuit Breaker and Contactor Group

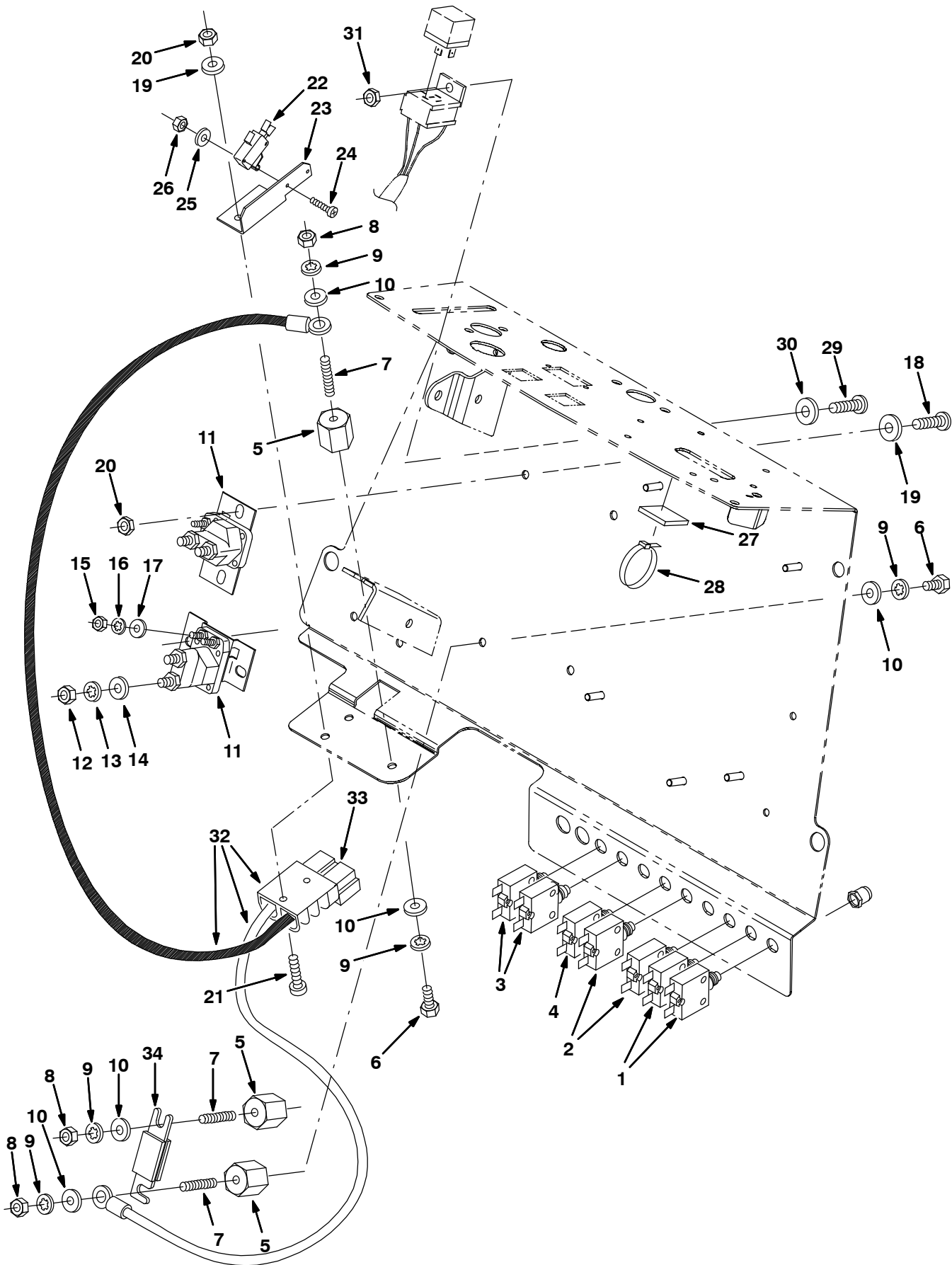


Fig. 8 – Circuit Breaker and Contactor Group

Ref.	Tennant Part No.	Description	Qty.	
1	1054855	Circuitbreaker, 2.5a, Resetable	2	
2	383721	Circuitbreaker, 10.0a	2	
3	383724	Circuitbreaker, 25.0a	2	
4	383723	Circuitbreaker, 20.0a	1	
5	76062	Insulator, Panel	3	
6	58670	Screw, Hex, .25–20 X 0.50, NI	3	
7	41702	Rod, Thrd, Full, .25–20 01.5l	3	
8	32520	Nut, Hex, Jam, .25–20	3	
9	32982	Washer, Lock, Int, .25	6	
10	32490	Washer, Flt, .25 Std	6	
11	386810	Contactor, 36vdc	2	
12	20170	Nut, Hex, Jam, .31–24	4	
13	32984	Washer, Lock, Int, .31	4	
14	32490	Washer, Flt, .25 Std	4	
15	01713	Nut, Hex, Std, #10–32	4	
16	32980	Washer, Lock, Int, #10	4	
17	19324	Washer, Flat, #10 Sae	4	
18	09145	Screw, Pan, M06 X 1.0 X 16, 4.8	4	
19	32483	Washer, Flt, .25 Sae	6	
20	08708	Nut, Hex, Lock, M06 X 1.0, NI	6	
21	33944	Screw, Pan, M06 X 1.0 X 35, 4.8	2	
22	12259	Switch, Micro	1	
23	390783	Bracket, Switch	1	
24	06922	Screw, Pan, M03 X 0.5 X 20, 4.8	2	
25	39658	Washer, Lock, Int, #04	2	
26	01754	Nut, Hex, Std, M03 X 0.5	2	
27	55248	Mount, Cable Tie	1	
28	49263	Tie, Cable, Nyl, 11.4l .19w 3.0 Max D	1	
29	06932	Screw, Pan, M05 X 0.8 X 10, 4.8	1	
30	19066	Washer, Flt, #10	1	
31	06549	Nut, Hex, Lock, M05 X 0.8, NI	1	
▽	32	390774	Harness, Wire, Charger	1
▲	33	22892	Connector, Anderson, 175a, Gray	1
	34	87319	Fuse, .88 X 3.2l 40a 125vac	1

▽ ASSEMBLY

▲ INCLUDED IN ASSEMBLY

Fig. 9 – Circuit Board and Controller Group

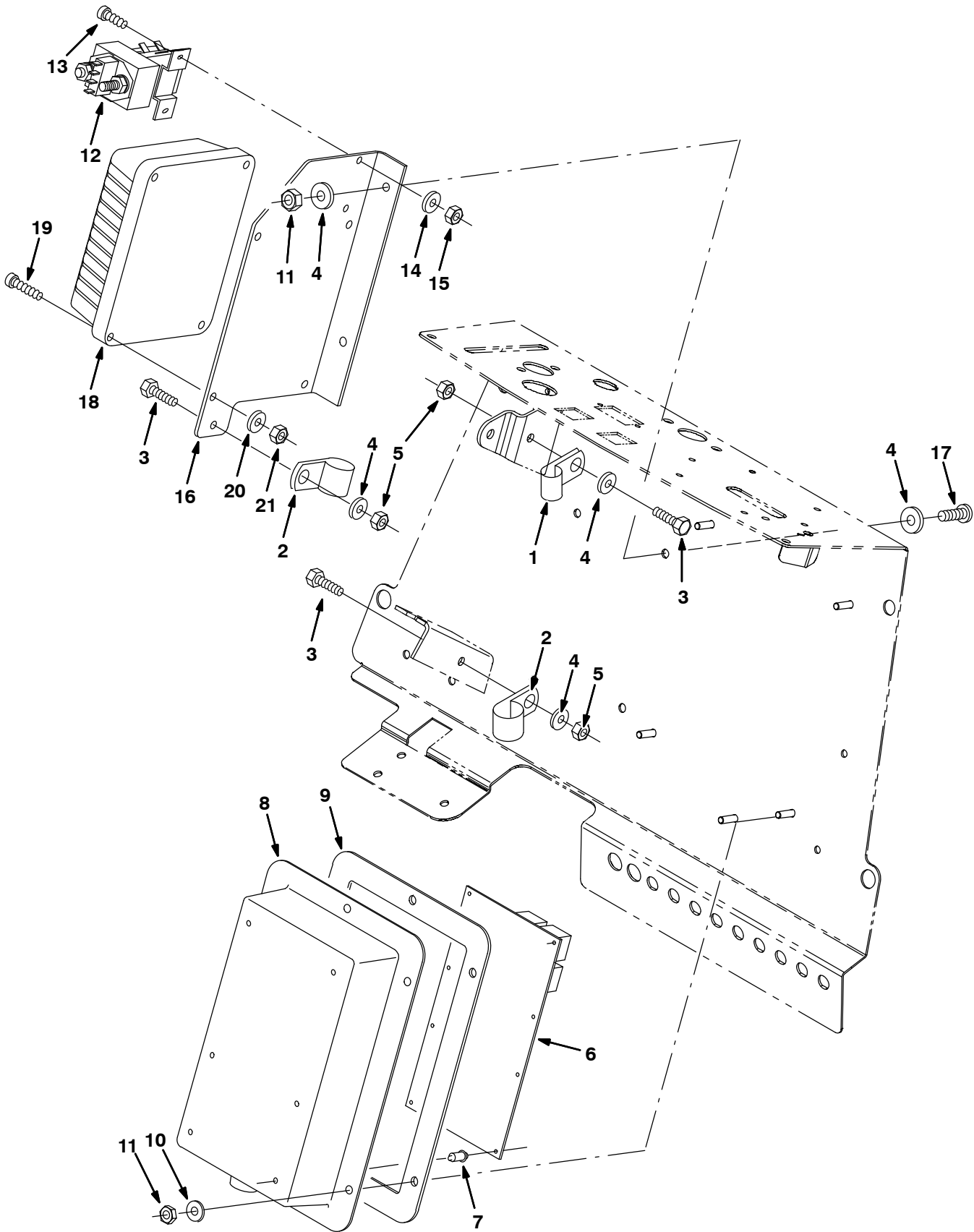


Fig. 9 – Circuit Board and Controller Group

Ref.	Tennant Part No.	Description	Qty.
1	67767	Clamp, Cable, Stl, 0.69d X 0.62w, 1h	1
2	69234	Clamp, Cable, Stl, 1.00d X 0.62w, 1h	2
3	08716	Screw, Hex, M06 X 1.0 X 20, Ss	3
4	32483	Washer, Flt, .25 Sae	7
5	08712	Nut, Hex, Lock, M06 X 1.0, NI, Ss	3
6	1014736	Circuitboard Assy	1
7	222493	Clip, Circuitboard	6
8	223046	Cover, Ele	1
9	223047	Gasket, Cover	1
10	32490	Washer, Flt, .25 Std	6
11	08708	Nut, Hex, Lock, M06 X 1.0, NI	8
12	383719	Contacto, 36vdc, No	1
13	06933	Screw, Pan, M05 X 0.8 X 16, 4.8	2
14	19066	Washer, Flt, #10	2
15	06549	Nut, Hex, Lock, M05 X 0.8, NI	2
16	391121	Bracket, Controller	1
17	09145	Screw, Pan, M06 X 1.0 X 16, 4.8	2
18	384462	Controller, Propell	1
19	06930	Screw, Pan, M04 X 0.7 X 30, 4.8	4
20	19065	Washer, Flt, #08	4
21	02850	Nut, Hex, Lock, M04 X 0.7, NI	4

Fig. 10 – Front Drive Wheel Group

Ref.	Tennant Part No.	Description	Qty.
	1 390855	Plate Wldt, Swivel	1
	2 07259	Fitting, Grease, Str Pm04 .47l	1
∇	374299	Bearing Kit, Front Drive Wheel, Repllmt	1
▲	3 223161	Washer, Thrust	2
▲	4 223154	Bearing, Thrust, 2.75b 3.63d 0.13w	1
▲	5 223160	Seal, Felt, .19th, 4.3d 04.0h	1
▲	6 24989	Bearing, Cup	1
▲	7 24988	Bearing, Cone	1
	8 223153	Washer	1
	9 223159	Nut, Hex, Sltd, 1.25-12	1
	10 361339	Screw, Hex, M06 X 1.0 X 16, Fmg	2
	11 83097	Screw, Btn, M12 X 1.75 X 25, 10.9 NI	4
	12 390785	Sprocket, Steering, Drive	1
	13 390879	Spacer, .41b X .63od X .38l	1
	14 39284	① Screw, Hex, M10 X 1.5 X 35, 8.8	3
	15 06962	① Screw, Hex, M10 X 1.5 X 45, 8.8	1
	16 390847	① Kit, Repair, Adapter Plate	1
	17 391300	Duct, Pvc, 0.40 X 0.75 0.40l	1
	18 390771	Harness, Motor	1
	19 26395-1	Clamp, Cable, Stl, 0.56d X 0.38w, 1h	2
	20 1001959	Flap, Strainrelief	1
	21 08712	Nut, Hex, Lock, M06 X 1.0, NI, Ss	1
	22 15678	Screw, Hex, M06 X 1.0 X 16, Ss	1
	23 32483	Washer, Flt, .25 Sae	2
	24 67767	Clamp, Cable, Stl, 0.69d X 0.62w, 1h	1
	25 22298	Spring, Extn, 0.50od X 0.05wir, 8.0l	1
	26 390850	③ Gearbox, Wheel, Front, 300mm (See Breakdowns)	1
	26 390851	④ Gearbox, Wheel, Front, 250mm (See Breakdowns)	1
	27 01685	Washer, Flt, .31 Ss	6
	28 09011	① Screw, Hex, M08 X 1.25 X 30, Ss	8
	29 390848	② Plate, Adapter, Wheel	1
	30 06942	② Screw, Hex, M10 X 1.0 X 45, 8.8	3
	31 16930	② Screw, Hex, M10 X 1.5 X 50, 8.8	1
	32 222504	② Screw, Hex, M08 X 1.25 X 30, Ss	6
	33 222159	Screw, Hex, M06 X 1.0 X 25, Fmg	2
	34 32490	Washer, Flt, .25 Std	2
	35 41178	Washer, Flt, 0.25 Fender	2
	36 1007541	⑤ Gearbox, Wheel, 250mm, 36vdc Band Brake (See Breakdowns)	1
	36 374346	⑥ Gearbox, Wheel, 250mm, 36vdc Band Brake (See Breakdowns)	1
	37 223157	Plate, Swivel, Bottom	1

- ① Serial number (000000-001176)
- ② Serial number (001177-)
- ③ Serial number (00000000-10146633)
- ④ Serial number (10146634-10160409)
- ⑤ Serial number (10160410-10262871)
- ⑥ Serial number (10262872-)

∇ ASSEMBLY
 ▲ INCLUDED IN ASSEMBLY

STANDARD PARTS

Fig. 11 - Front Brake Linkage Group (S/N 10160410-

)

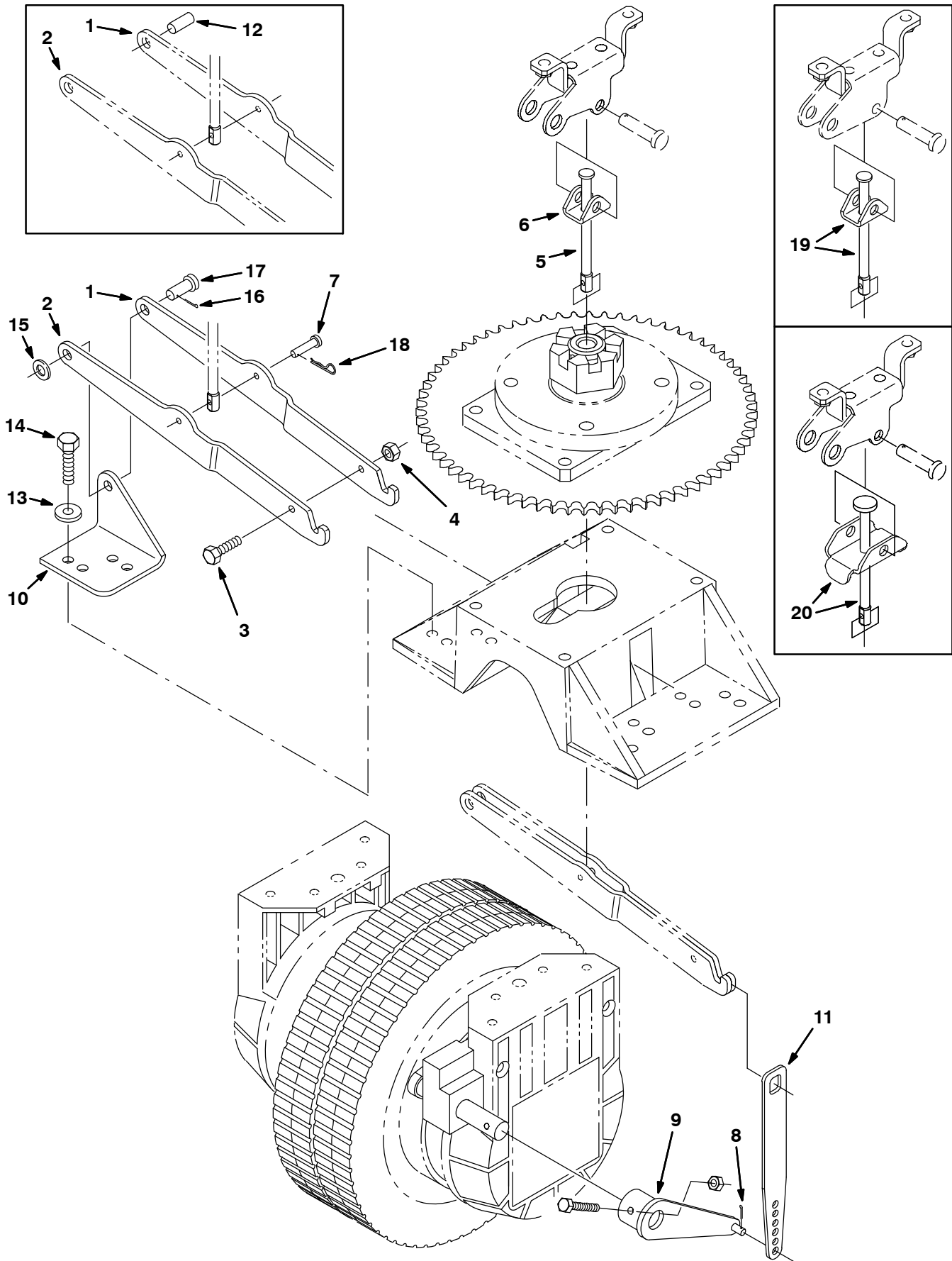


Fig. 11 - Front Brake Linkage Group (S/N 10160410-)

Ref.	Tennant Part No.	Description	Qty.
1	1017440	⑤ Arm, Link, Brake, Lh	1
2	1017439	⑤ Arm, Link, Brake, Rh	1
3	08716	⑤ Screw, Hex, M06 X 1.0 X 20, Ss	1
4	08712	⑤ Nut, Hex, Lock, M06 X 1.0, NI, Ss	1
5	1026028	⑩ Link, Brake, Upper	1
6	1026017	⑩ Channel, Brake	1
7	36191	⑤ Pin, Clevis, 0.19 D X 1.00I	1
8	08170	⑤ Pin, Cotter, 0.62 X 0.50	1
9	1002522	⑤ Arm Wldt, Brake	1
10	1002536	⑤ Bracket, Brake, Pivot	1
11	1002537	⑤ Link, Brake	1
12	86240	⑥ Pin, Clevis, 0.38d X 1.13I	1
13	01685	⑤ Washer, Flt, .31 Ss	2
14	06957	⑤ Screw, Hex, M8 X 1.25 X 60, 8.8	2
15	32492	⑦ Washer	1
16	08182	⑦ Pin, Cotter, .125 X 1.00	1
17	140608	⑦ Pin, Clevis, 0.38d X 1.25I	1
18	86866	⑤ Pin, Hair Cotter, 0.38 D .072 Wir	1
19	377411	⑧ Linkage Kit, Brake, Replmt	1
20	377411	⑨ Linkage Kit, Brake, Replmt	1

⑤ Serial number (10160410-)

⑥ Serial number (10160410-10235461)

⑦ Serial number (10235462-)

⑧ Serial number (10160410-10230074)

⑨ Serial number (10230075-10251077)

⑩ Serial number (10251078-)

Fig. 12 – Front Brake Linkage Group (S/N 0000000–10160409)

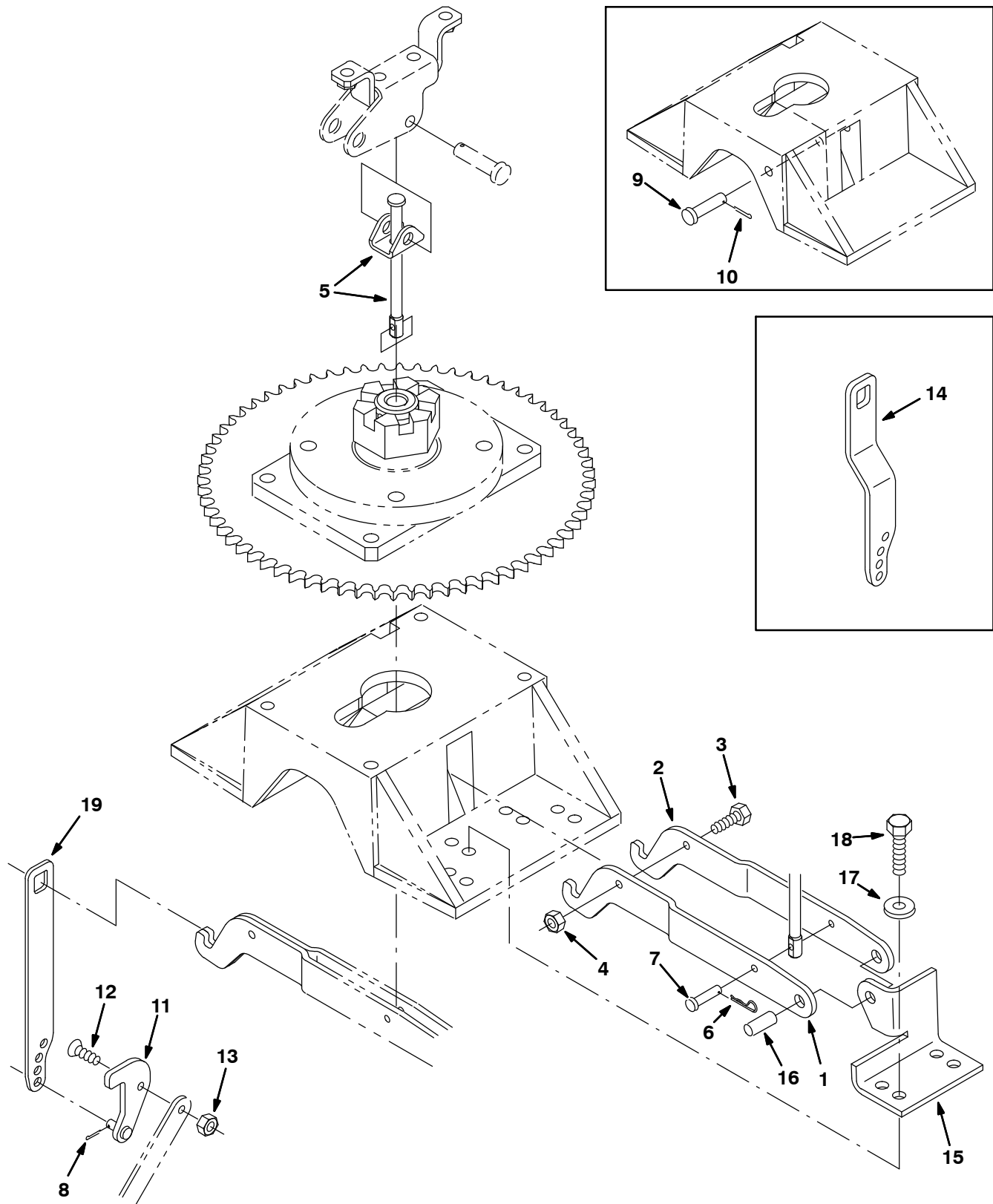


Fig. 12 - Front Brake Linkage Group (S/N 00000000-10160409)

Ref.	Tennant Part No.	Description	Qty.
1	390892	④ Arm, Link, Brake, Lh	1
2	390893	④ Arm, Link, Brake, Rh	1
3	08716	④ Screw, Hex, M06 X 1.0 X 20, Ss	1
4	08712	④ Nut, Hex, Lock, M06 X 1.0, NI, Ss	1
5	377411	Linkage Kit, Brake, Replmt.	1
6	86866	④ Pin, Hair Cotter, 0.38 D .072 Wir	1
7	36191	④ Pin, Clevis, 0.19 D X 1.00l	1
8	08170	④ Pin, Cotter, .062 X 0.50	1
9	222260	① Pin, Clevis, 0.37 D X 2.25l	1
10	39005	① Pin, Cotter, .094 X 0.75	1
11	390895	④ Arm Wldt, Brake	1
12	09062	④ Screw, Flat, M06 X 1.0 X 16, 10.9	1
13	08708	④ Nut, Hex, Lock, M06 X 1.0, NI	1
14	392965	③ Link, Brake	1
15	390856	② Bracket, Brake, Pivot	1
16	140608	② Pin, Clevis, 0.38d X 1.25l	1
17	01685	② Washer, Flt, .31 Ss	2
18	09023	② Screw, Hex, M08 X 1.25 X 35, Ss	2
19	392968	④ Link, Brake, Flt .12 1.0w 7.7l	1

① Serial number (000000-001176)

② Serial number (001177-10160409)

③ Serial number (00000000-10046633)

④ Serial number (10046634-10160409)

Fig. 13 - Brake Pedal Group

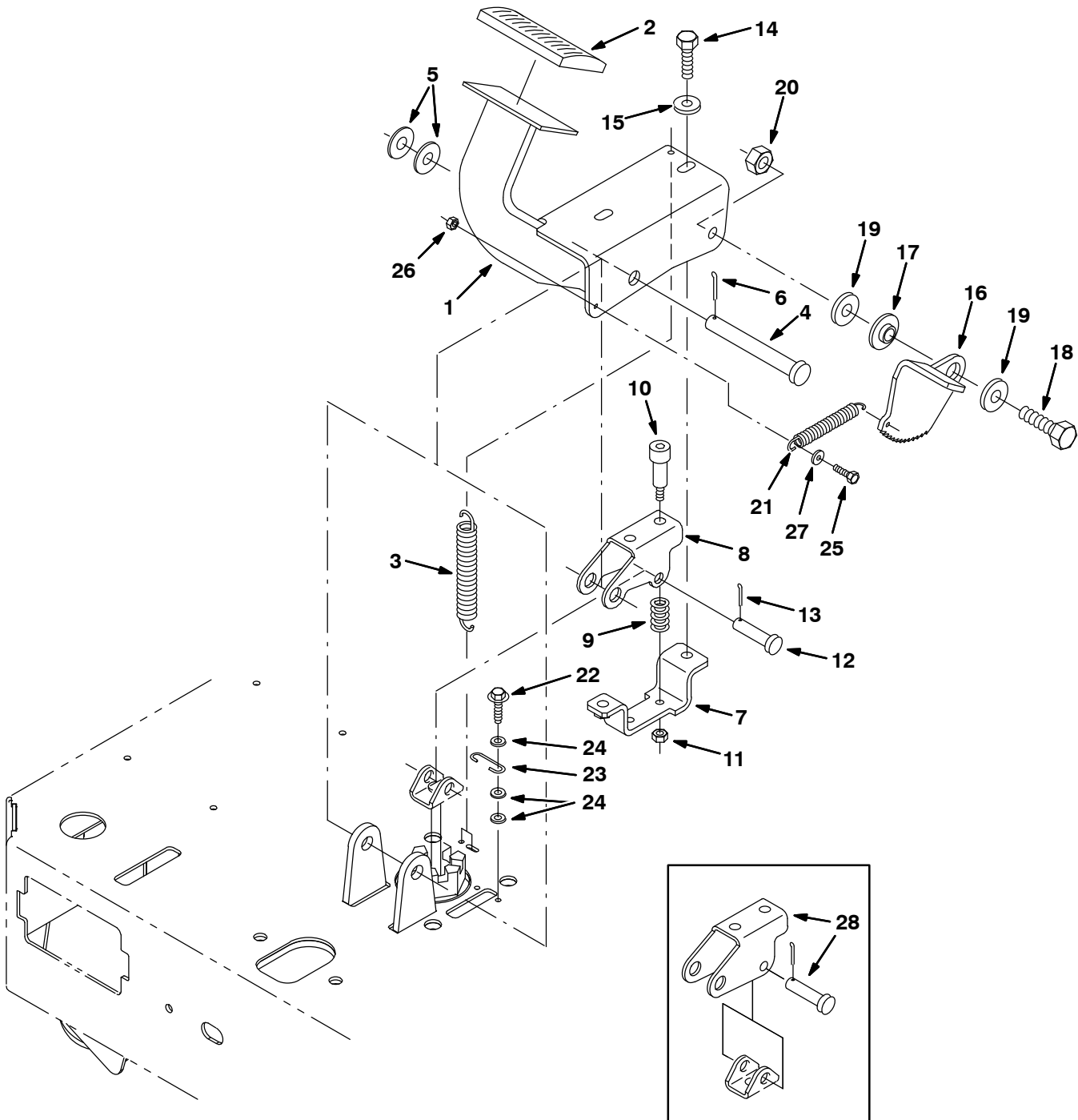


Fig. 13 - Brake Pedal Group

Ref.	Tennant- Part No.	Description	Qty.
1	1006723	Pedal Wldt, Brake	1
2	51109	Pad	1
3	363981	Spring, Extn, 0.50od X 0.04wir, 3.0l	1
4	374225	Pin, Clevis, 0.50 D X 3.75l	1
5	32486	Washer, Flt, .50 Sae	2
6	02942	Pin, Hair, Cotter, 0.62D .120 Wir	1
7	392966	Channel Wldt, Mtg, Spring	1
8	1019764	[4] Bracket, Channel, Mtg, Brake	1
9	81672	Spring, Cmpr, .37id X Flat Wir 1.0l	2
10	16213	Bolt, Shld, .31d X 1.00, .25-20	2
11	75934	Nut, Hex, Lock, .25-20, NI	2
12	29558	Pin, Clevis, 0.37d X 1.50l	1
13	39005	Pin, Cotter, .094 X 0.75	1
14	12274	Screw, Hex, M06 X 1.0 X 20, NI	2
15	32483	Washer, Flt, .25 Sae	2
16	83149	Pedal, Brake, Lock	1
17	363087	Bushing, Flng, 0.44b 1.25d 0.25l	1
18	39284	Screw, Hex, M10 X 1.5 X 35, 8.8	1
19	32492	Washer, Flt, .38 Std	2
20	41430	Nut, Hex, Lock, M10 X 1.5, NI	1
21	54745	Spring, Extn, 0.38od X 0.04wir, 2.3l	1
22	55845	Screw, Hex, M5 X 0.80 X 16, Fmg	2
23	97031	Spring, Wir, 0.08d, Brake, Parking	1
24	19066	Washer, Flt, #10	6
25	09228	Screw, Hex, M04 X 0.7 X 20, 8.8	1
26	02850	Nut, Hex, Lock, M04 X 0.7, NI	1
27	19065	Washer, Flat, #08	1
28	377411	[3] Linkage Kit, Brake, Replmt	1

[3] Serial number (00000000-10251077)

[4] Serial number (10251078-)

Fig. 14 – Directional Pedal Group (S/N 10117238–)

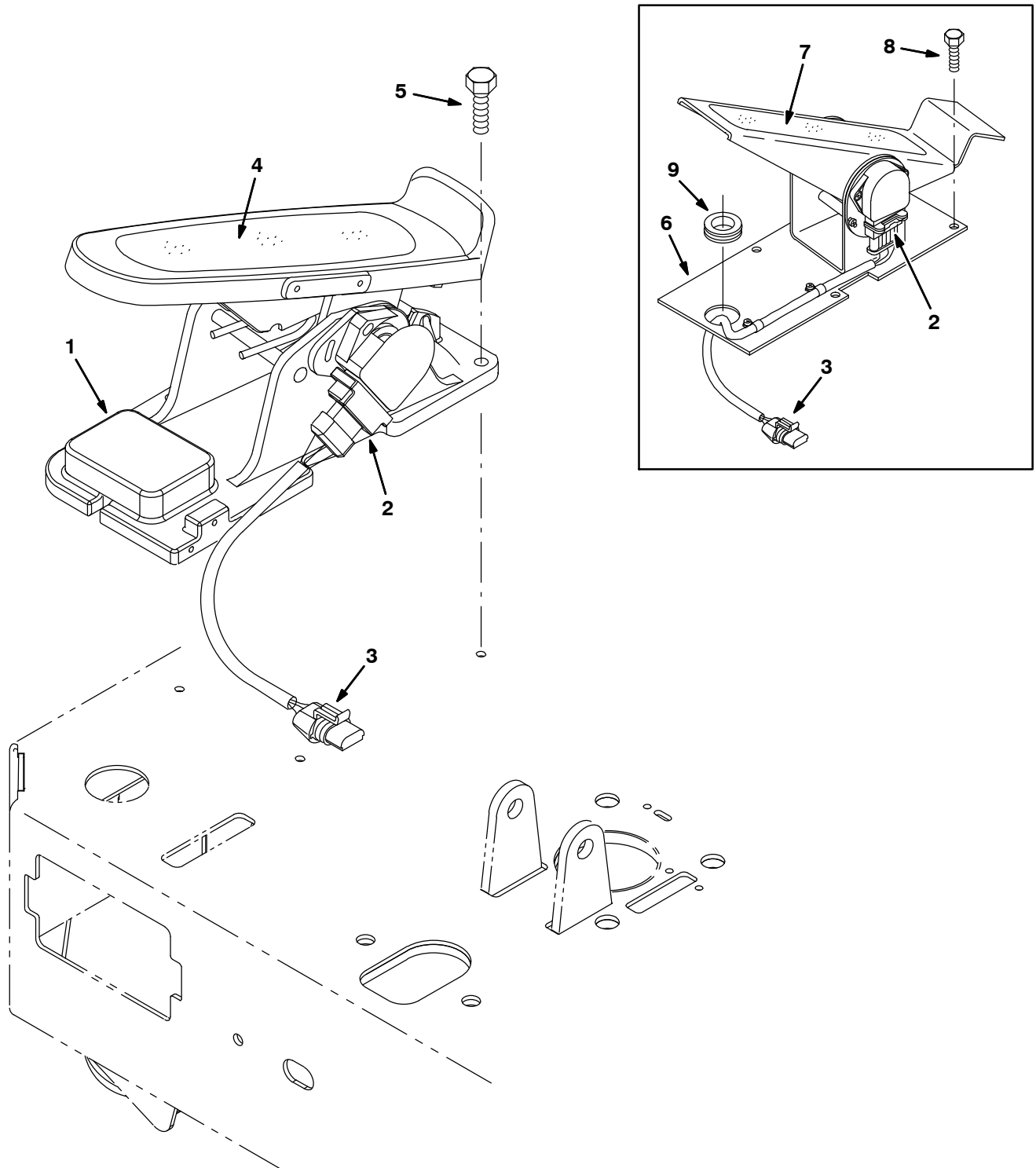


Fig. 14 - Directional Pedal Group (S/N 10117238-)

	Ref.	Tennant- Part No.	Description	Qty.
▽	1	1042523	② Pedal Kit, Propel, 12Vdc	1
▲	2	385728	② Sensor, Pedal Position	1
▲	3	385729	② Harness, Pedal	1
▲	4	1042514	④ Vr, Tread, Non-Skid	1
	5	222159	④ Screw, Hex, M6 X 1.00 X 25, Fmg	4
	6	N/A	③ Replaced By 1042523	1
	7	82839	③ Tread, Non-Skid, 02.2w 11.5l	1
	8	74455	③ Screw, Hex, M06 X 1.0 X 12, Fmg	4
	9	10632	③ Grommet, Rbr, 0.89id, F/ 1.2h, .14matl	1

② Serial number (10117238-)

③ Serial number (10117238-10371923)

④ Serial number (10371924-)

▽ ASSEMBLY

▲ INCLUDED IN ASSEMBLY

STANDARD PARTS

Fig. 15 - Directional Pedal Group (S/N 0000000-10117237)

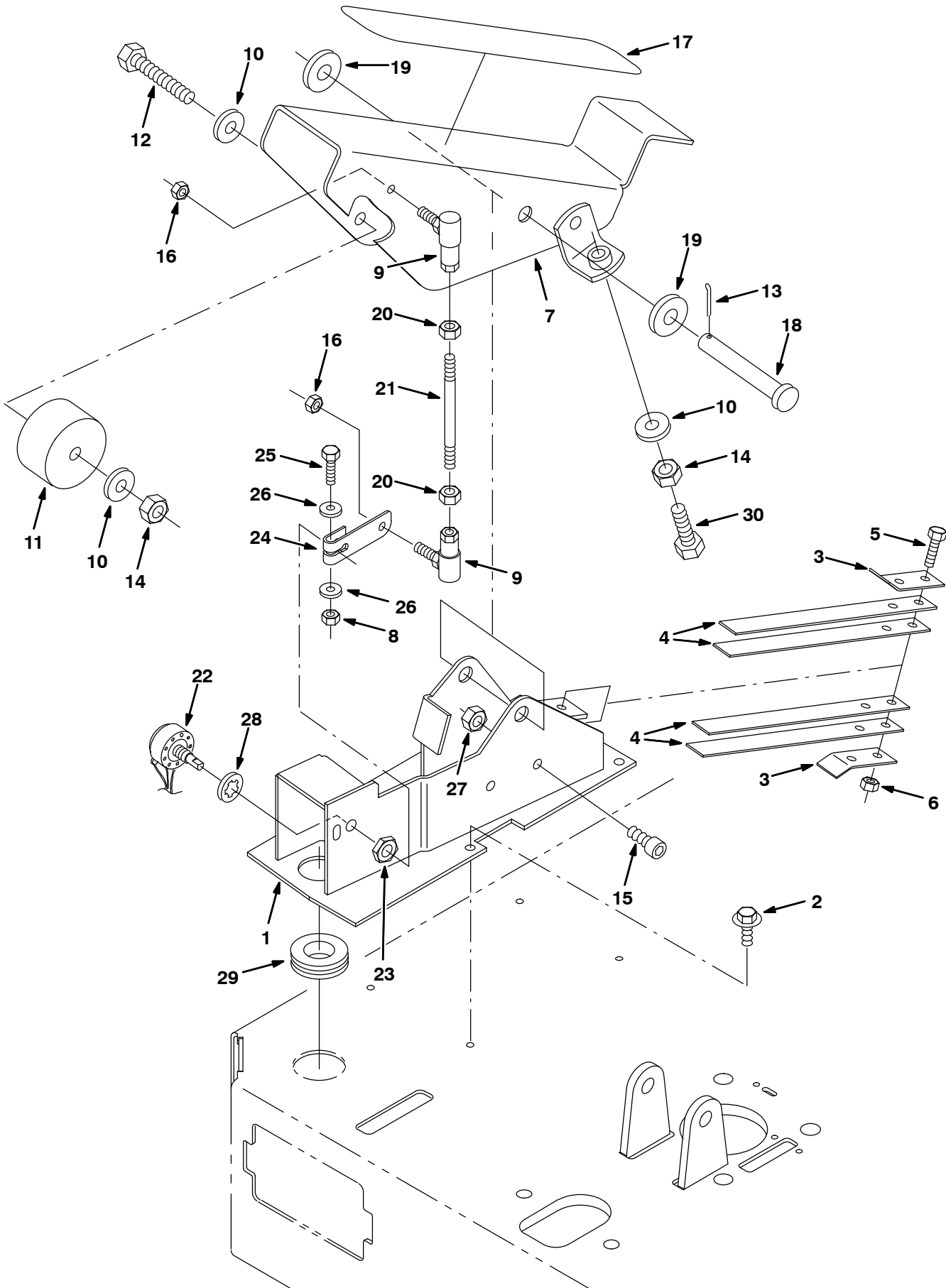


Fig. 15 – Directional Pedal Group (S/N 00000000–10117237)

Ref.	Tennant Part No.	Description	Qty.
1	81569	1 Plate Wldt, Cntrl	1
2	74455	1 Screw, Hex, M06 X 1.0 X 12, Fmg	4
3	223601	1 Retainer, Spring	2
4	223600	1 Strip, Stl, 0.05th X 00.75w, 07.80l	4
5	06944	1 Screw, Hex, M06 X 1.0 X 25, 8.8	2
6	08708	1 Nut, Hex, Lock, M06 X 1.0, NI	2
7	223320	1 Pedal Wldt, Accelerator	1
8	32981	1 Nut, Hex, Lock, .25–20, NI	1
9	14601	1 Balljoint, .25–28 Fem/.25–28mal	2
10	32485	1 Washer, Flt, .38 Sae	3
11	87725	1 Spacer	1
12	06963	1 Screw, Hex, M10 X 1.5 X 60, 8.8	1
13	08182	1 Pin, Cotter, .125 X 1.00	1
14	41430	1 Nut, Hex, Lock, M10 X 1.5, NI	2
15	49609	1 Screw, Soc, M08–1.25 x 16	2
16	13513	1 Nut, Hex, Lock, .25–28, NI	2
17	82839	1 Tread, Non–Skid, 02.2 11.5	1
18	06474A	1 Pin, Clevis, 0.50 D X 3.50l	1
19	32486	1 Washer, Flt, .50 Sae	2
20	32899	1 Nut, Hex, Jam, .25–28	2
21	384414	1 Rod, Threaded, 2 End, .25–28 3.38l	1
22	81942	1 Potentiometer	1
23	222607	1 Nut, Hex, Thin, .38–32	1
24	81989	1 Lever	1
25	25047	1 Screw, Hex, .25–20 X 1.25, 5	1
26	32483	1 Washer, Flt, .25 Sae	2
27	08709	1 Nut, Hex, Lock, M08 X 1.25, NI	2
28	32988	1 Washer, Lock, Int, .38	1
29	10632	1 Grommet, Rbr, 0.89id, F/ 1.2h, .14matl	1
30	06963	1 Screw, Hex, M10 X 1.5 X 60, 8.8	1

1 Serial number (00000000–10117237)

Fig. 16 - Rear Wheel Group

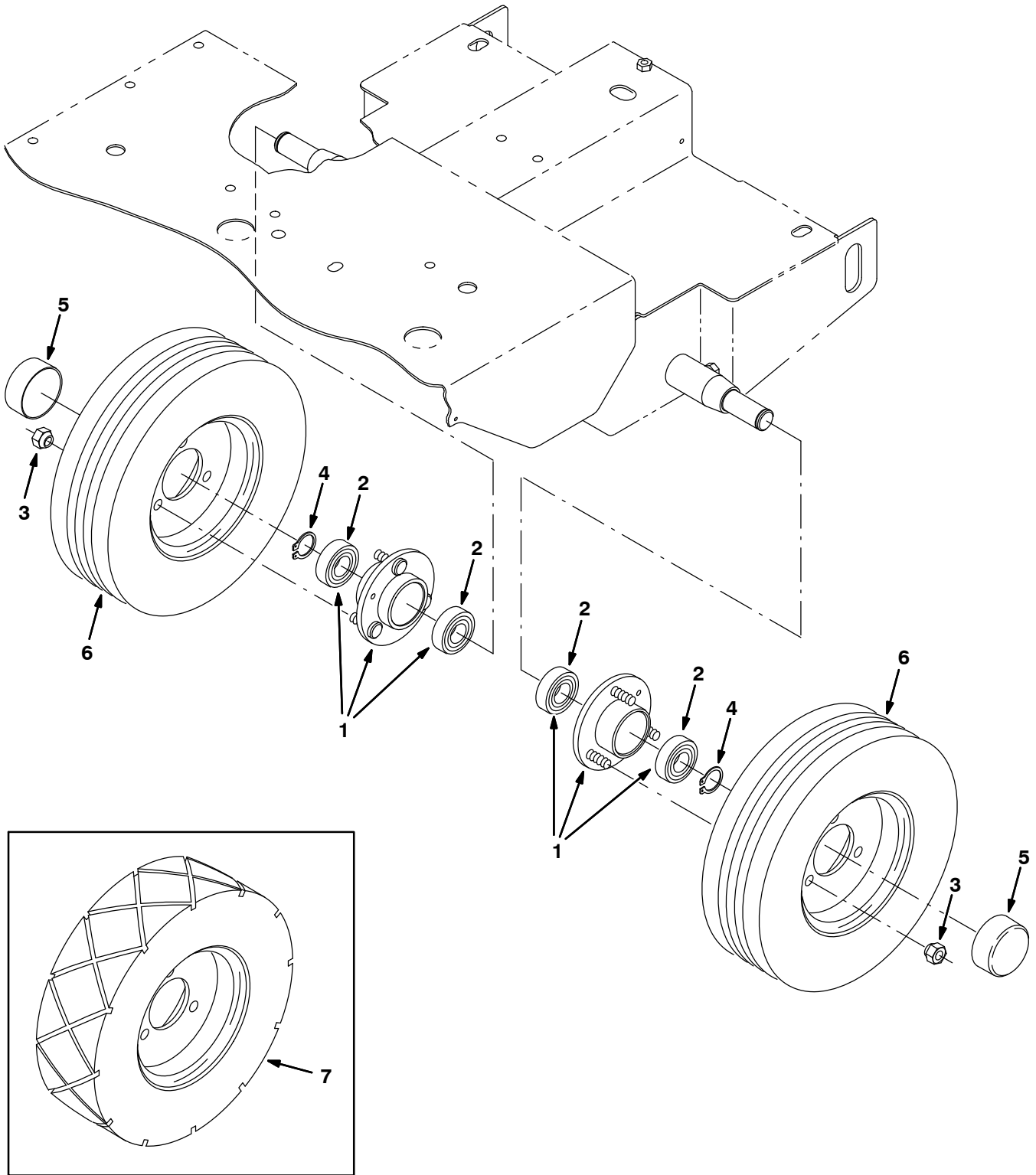


Fig. 16 – Rear Wheel Group

	Ref.	Tennant Part No.	Description	Qty.
▽	1	391382	Housing Assy, Wheel	2
▲	2	13534	Bearing, Ball, 0.98b 2.05d 0.59w	2
	3	11109	Nut, Wheel, .44–20 X 60 Angle	6
	4	09005	Ring, Retaining, Ext, 1.00d, Basic	2
	5	390905	Cap, Axle, Vyl, 02.38d	2
	6	369345	Tire Assy, Solid, 12.3x3.5 3.5bc/3bolt (Standard)	2
	7	1036256	Tire Assy, Solid, 12.0X3.5 3.5Bc/3bolt (Optional)	2

▽ ASSEMBLY

▲ INCLUDED IN ASSEMBLY

Fig. 17 - Scrub Head Lift Group

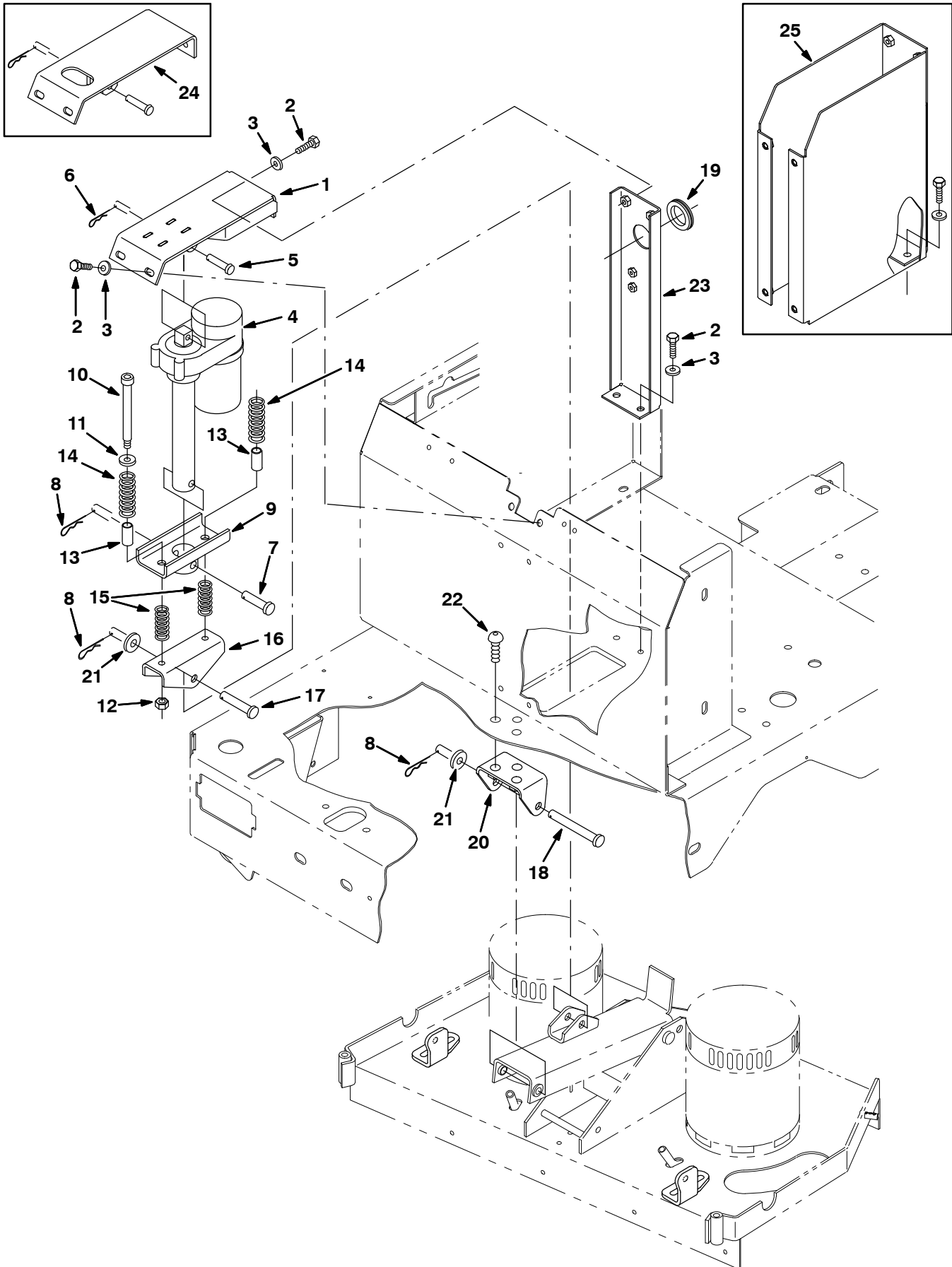


Fig. 17 – Scrub Head Lift Group

Ref.	Tennant Part No.	Description	Qty.
1	393023	② Channel Wldt, Actuator, Mtg	1
2	39277	Screw, Hex, M08 X 1.25 X 25, 8.8	6
3	32490	Washer, Flat, .25 Std	6
4	1053340	Actuator, 36vdc, [Head Lift]	1
5	17461	Pin, Clevis, 0.37 D X 1.75l	1
6	86866	Pin, Hair Cotter, 0.38 D .072 Wir	1
7	51534	Pin, Clevis, 0.50 D X 2.00l	1
8	02942	Pin, Hair, Cotter, 0.62D .120 Wir	3
9	223450	Channel Wldt, Mtg, Actuator	1
10	45960	Bolt, Shld, .50d X 4.25, .38-16	2
11	32486	Washer, Flt, .50 Sae	2
12	36643	Nut, Hex, Lock, .38-16, NI, Thin	2
13	50682	Sleeve, .50id X .62od X 1.31l	2
14	223518	Spring, Cmpr, 0.98od .14wir 2.5l	2
15	223517	Spring, Cmpr, 0.84od .11wir 2.0l	2
16	390665	Channel, Input, Tool, Lift	1
17	11211	Pin, Clevis, 0.50 D X 2.25l	1
18	222196	Pin, Clevis, 0.50 D X 4.00l	1
19	04051	Grommet, Rbr, 1.31id, F/ 1.6h, .12matl	1
20	392967	Channel Wldt, Mtg, Tool, Lift	1
21	32486	Washer, Flt, .50 Sae	2
22	83097	Screw, Btn, M12 X 1.75 X 25, 10.9 NI	3
23	392816	② Channel Wldt, Sppt	1
24	N/A	① Replaced by item #1	1
25	N/A	① Replaced by item #23	1

① Serial number (00000000-10108251)

② Serial number (10108252-)

Fig. 18 – Disk Scrub Head Drive Motor Group, 700 mm (28 in)

NOTE: Disk Scrub Head Kit, Tennant Part Number 391029, includes Fig. 18, and Fig. 19.

Ref.	Tennant Part No.	Description	Qty.
▽	1	1040861 Head Kit, Ci, 28 Inch [7100]	1
▲	2	1006123 [2] Bracket, Link, Head, Disk	2
▲	3	01686 [2] Washer, Flat, 0.44B 1.00D .08, Ss	4
▲	4	10959 [2] Screw, Hex, M10 X 1.5 X 20, SS, NL	4
▽	5	390849 Motor, Ele, 36vdc, 0.50hp, 0320rpm	2
▲	611287000	Kit, Brush, Motor, Ele.	1
	6	1011403 Hose, Afmkt Pvc, Brd 0.50id X 1 Ft (376716)	0.550'
	7	223645 Molding, Trim, Rbr, .13 03.0	1
	8	54333 Clamp, Hose, Wormdrive, 0.31–0.88d	5
	9	63245–1 Fitting, Plstc, Tee, Bm08/Bm08/Bm08	1
	10	01686 Washer, Flat, 0.44B 1.00 .08, Ss	2
	11	44961 Tie, Cable, Nyl, 14.5l .30w 4.0 Max D	3
	12	377364 Hub, Drive, Brush, Disk, 0.75b 6t	2
	13	02991 Screw, Hex, .31–18 X 0.75, Ss	2
	14	41186 Washer, Belleville, .31	2
	15	390633 Skirt, Front, Scb, Disk, 28 Inch	1
	16	390635 Strip, Retainer, Skirt, Front, 28 Inch	1
	17	390634 Skirt, Rear, Scb, Disk, 28 Inch	1
	18	390636 Strip, Retainer, Skirt, Rear, 28 Inch	1
	19	08716 Screw, Hex, M06 X 1.0 X 20, Ss	9
	20	01684 Washer, Flt, .25 Ss	9
	21	08712 Nut, Hex, Lock, M06 X 1.0, NI, Ss	9
	22	02942 Pin, Hair, Cotter, 0.62D .120 Wir	1
	23	222196 Pin, Clevis, 0.50 D X 4.00l	1
	24	390741 Channel Wldt, Lift Tool	1
	25	15648 Bushing, Flng, 0.50b 0.59d 0.38l	4
	26	32486 Washer, Flt, .50 Sae	2
	27	00926 Key, Sq, 0.25 X 0.25, 0.75l	2
	28	24672 Screw, Hex, .25–20 X 0.75, Ss	8
	29	01684 Washer, Flt, 0.25 Ss	8
	30	1006401 Hose, Afmkt, Pvc, Brd, 0.50id, 03ft (376716)	2.330'
	31	392882 [2] Link, Balljoint, M10 X 1.5, 11.0L	2
	32	08714 [2] Nut, Hex, Lock, M10 X 1.5, NL, SS	2
	33	1011403 Hose, Afmkt Pvc, Brd 0.50id X 1 Ft (376716)	0.550'
	34	390666 [1] Rod, Thrd, 2 End, .38–24 09.0l Lh/Rh	2
	35	86780 [1] Rod–End, .38–24lh Fem 0.38–24stud	2
	36	86781 [1] Rod–End, .38–24rh Fem 0.38–24stud	2
	37	01686 [1] Washer, Flat, 0.44B 1.00D .08, Ss	4
	38	20171 [1] Nut, Hex, Jam, .38–24	2
	39	82889 [1] Nut, Hex, Jam, .38–24, Lh	2
	40	50269 [1] Nut, Hex, Lock, .38–24, NI, Ss	4
	41	01686 [2] Washer, Flat, 0.44B 1.00D .08, Ss	2
	42	390777 Harness, Disk Head, Ele	1
	43	N/A [1] Replaced by item #1	–

[1] Serial number (00000000–10195059)

[2] Serial number (10195060–)

▽ ASSEMBLY

▲ INCLUDED IN ASSEMBLY

Fig. 19 – Disk Scrub Head Squeegee Group, 700 mm (28 in)

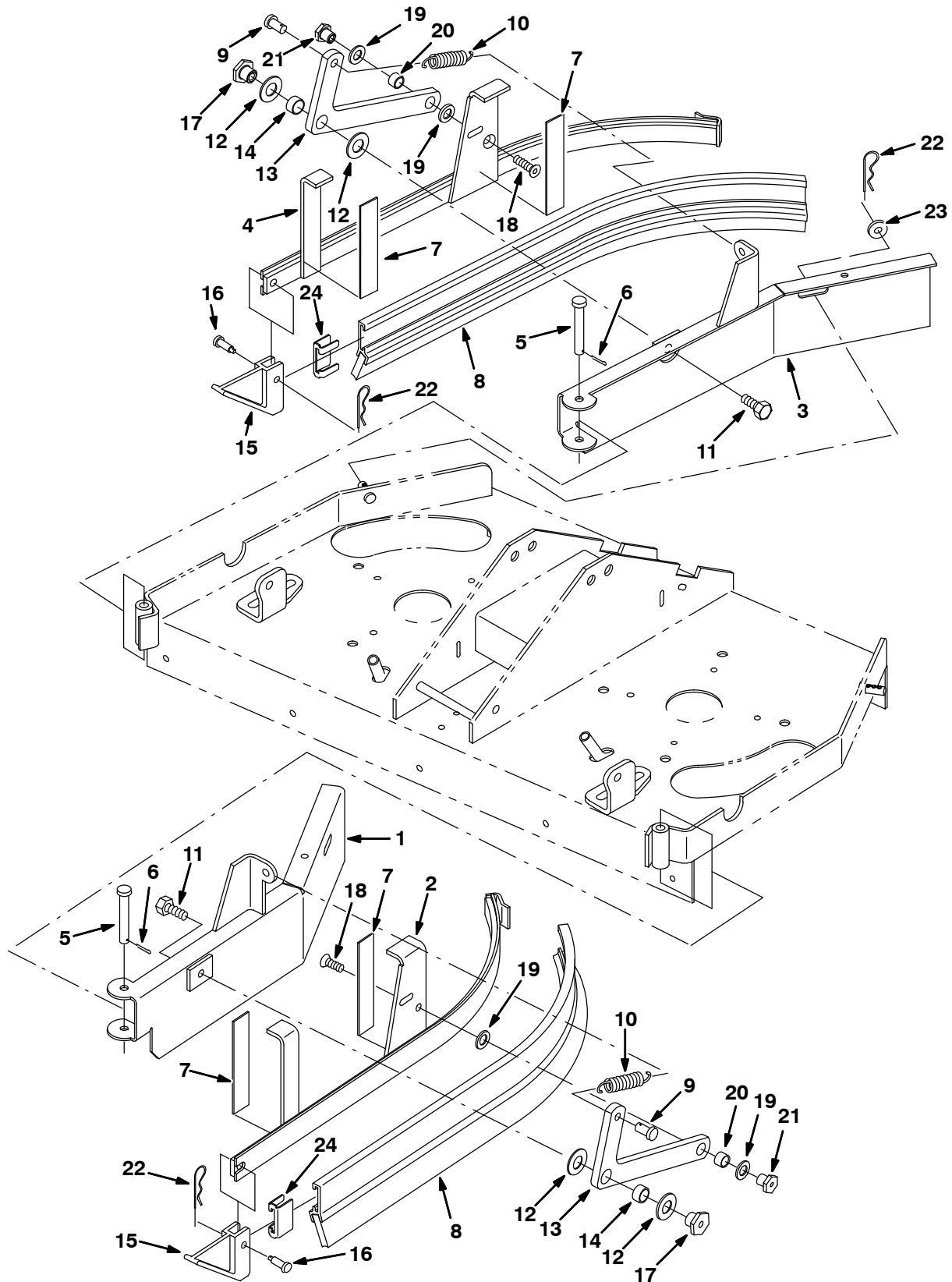


Fig. 19 - Disk Scrub Head Squeegee Group, 700 mm (28 in)

NOTE: Disk Scrub Head Kit, Tennant Part Number 391029, includes Fig. 18, and Fig. 19.

Ref.	Tennant Part No.	Description	Qty.
1	390702	Door Wldt, Mtg, Lh, 28 Inch Disk	1
2	390707	Bladeholder Wldt, Sqge, Disk, Lh	1
3	390710	Door Wldt, Mtg, Rh, 28 Inch Disk	1
4	390720	Bladeholder Wldt, Sqge, Disk, Rh	1
5	391179	Pin, Clevis, 0.37 D X 2.62l	2
6	08182	Pin, Cotter, .125 X 1.00	2
7	390988	Tape, [Protective], .0080th, 1.0w, 5.0l	4
8	86859	Blade Assy, Sqge, Side	2
9	39019	Pin, Clevis, 0.37 D X 0.75l	2
10	15047	Spring, Extn, 0.62od X 0.08wir, 3.0l	2
11	09291	Screw, Hex, M10 X 1.5 X 20, Ss	2
12	64425	Washer, Thrust, 0.61b 1.25d .06, Fgl	4
13	25709	Bellcrank, Lift, Sqge	2
14	71607	Bushing, Sleeve, 0.63b 0.72d 0.38l	2
15	86865	Guide, Side Sqge	2
16	69582	Pin, Clevis, 0.31 D X 1.00l	2
17	391345	Nut, T, M 10 X1.5 0.623od .516lg	2
18	79246	Screw, Flat, M08-1.25x 20, Ss	2
19	86860	Bearing, Thrust	4
20	64173	Bushing, Sleeve, 0.50b 0.59d 0.38l, Stl	2
21	391346	Nut, T, M8x1.25 X0.498od, 0.516lg	2
22	44906	Pin, Hair Cotter, 0.69 D .092 Wir	4
23	01686	Washer, Flat, 0.44B 1.00D .08, Ss	2
24	86759	Retainer, Sqge	2

Fig. 20 - Recovery Tank Group

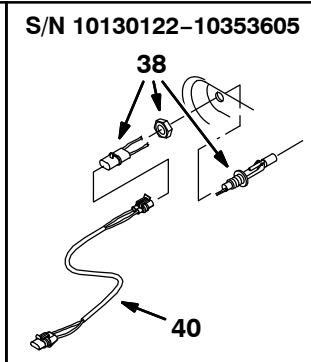
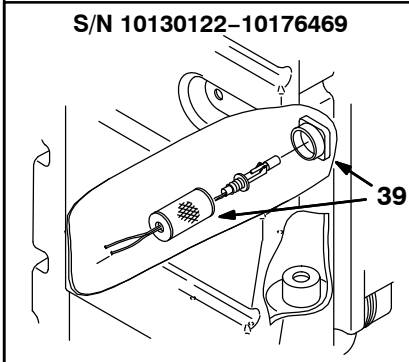
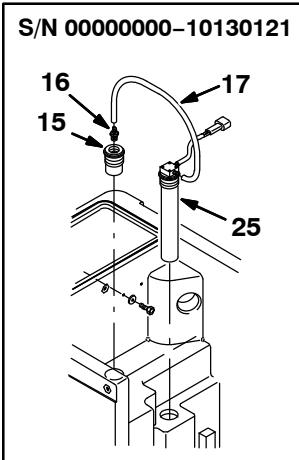
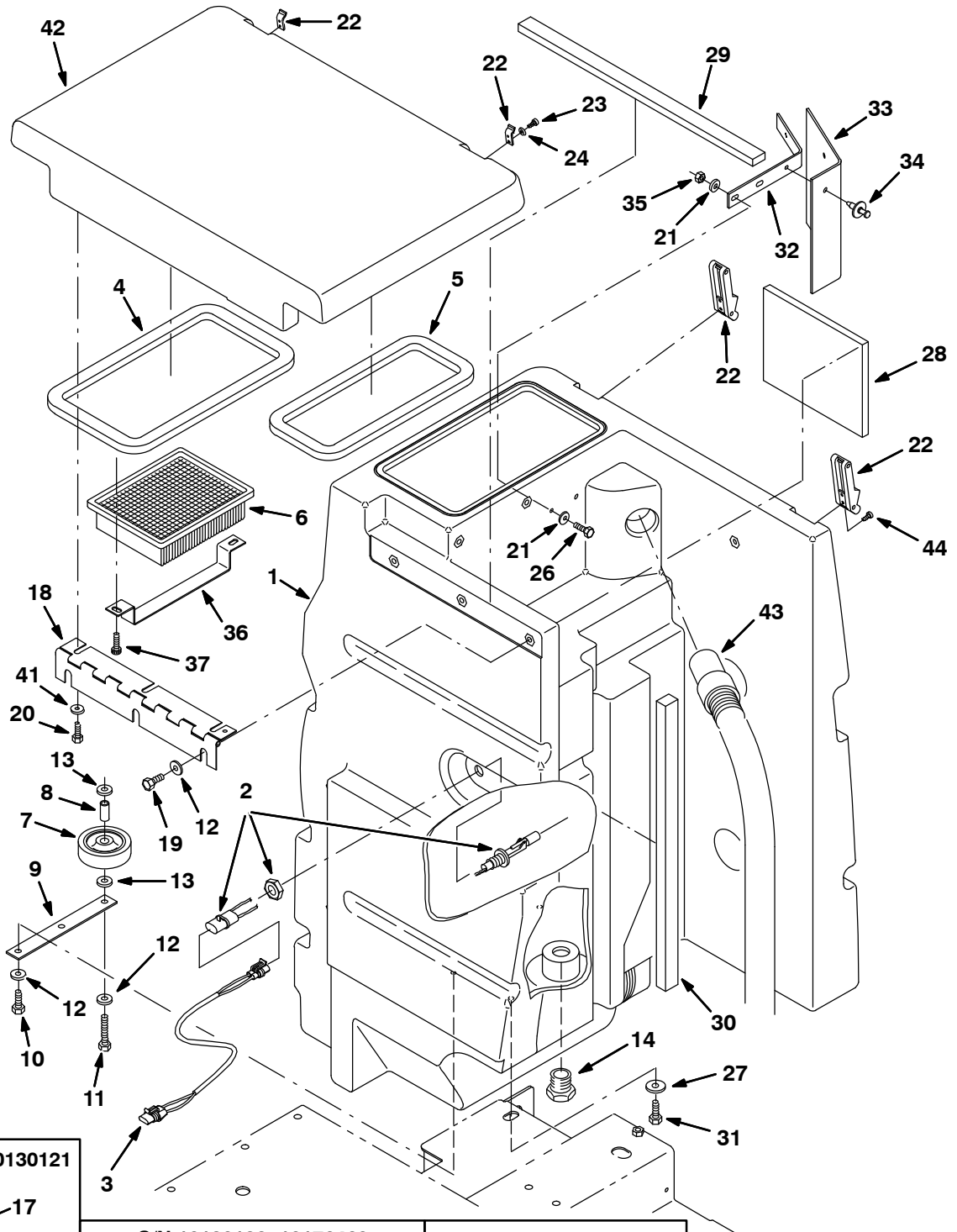


Fig. 20 – Recovery Tank Group

Ref.	Tennant Part No.	Description	Qty.	
▽	1	9006255	Tank Kit, Recvy W/Labels [7100]	1
▲	2	385685	④ Sensor, Level, Liq, 14vdc 01a .62–11	1
▲	3	1035054	④ Harness, Sensor, Jumper	1
	4	390882	Seal, Tank, Recvy	1
	5	390883	Seal, Tank, Soltn	1
	6	1037822	Filter, Panl, Dust, 2.0 X 06.1 X 07.6	1
	7	81580	Wheel, 4.0d 0.87w 0.44b	1
	8	393129	Sleeve, P/M, 0.437d 0.318b 1.15l 430ss	1
	9	390822	Strip	1
	10	09740	Screw, Hex, M08 X 1.25 X 20, Ss	2
	11	49694	Screw, Hex, M08 X 1.25 X 50, Ss	1
	12	01685	Washer, Flt, .31 Ss	6
	13	32490	Washer, Flt, .25 Std	2
	14	75611	Fitting, Plstc, Plug, Pm12	1
	15	385750	① Tube Assy, 2 Inch	1
	16	40607	① Fitting, Brs, Str, Pm02/Bm03	1
	17	390698	① Hose, Vacuum, 0.16id X 19.0l	1
	18	391351	Hinge, Cover	1
	19	15675	Screw, Hex, M08 X 1.25 X 20, Ss	3
	20	200031433	Screw, Hex, M06 X 1.0 X 12	3
	21	01684	Washer, Flt, .25 Ss	4
	22	49800	Latch	2
	23	391403	Screw, Pan, M04 X 0.7 X 8, Ss	4
	24	41578	Washer, Flt, #06 Ss	4
	25	375426	① Switch Assy, Press, 3 Inch, 8" Tube	1
	26	09007	Screw, Hex, M06 X 1.0 X 25, Ss	2
	27	13248	Washer, 0.40b 1.12d .12, Stl, Pl	1
	28	391338	Insulation, Sound	1
	29	391339	Insulation, Sound	1
	30	391341	Insulation, Sound	1
	31	12273	Screw, Hex, M08 X 1.25 X 20, Ss, NI	1
	32	391375	Strip, Mtg, Skirt	1
	33	391376	Flap, Deflector	1
	34	72968	Rivet, Plstc, .250 X 0.898	2
	35	08712	Nut, Hex, Lock, M06 X 1.0, NI, Ss	2
	36	393133	Bracket, Filter	1
	37	603012	Knob, Rnd, . D . L	2
	38	222822	③ Sensor, Level, Liquid, 30w [Mag]	1
	39	N/A	② Strainer, Soltn, Switch Guard	1
	40	369766	③ Harness, Sensor, Jumper	1
	41	25183.4	Washer, 1/4 Neoprene Back	3
	42	9006256	Cover Kit, Tank W/Labels [7100]	1
	43	390946	Hose, Vacuum	1
	44	607006	Screw, Trs, M4 X .7 X 12, Ny	4

① Serial number (00000000–10130121)

② Serial number (10130122–10176469)

③ Serial number (10130122–10353605)

④ Serial number (10353606–)

▽ ASSEMBLY

▲ INCLUDED IN ASSEMBLY

Fig. 21 - Recovery Tank Drain Assembly

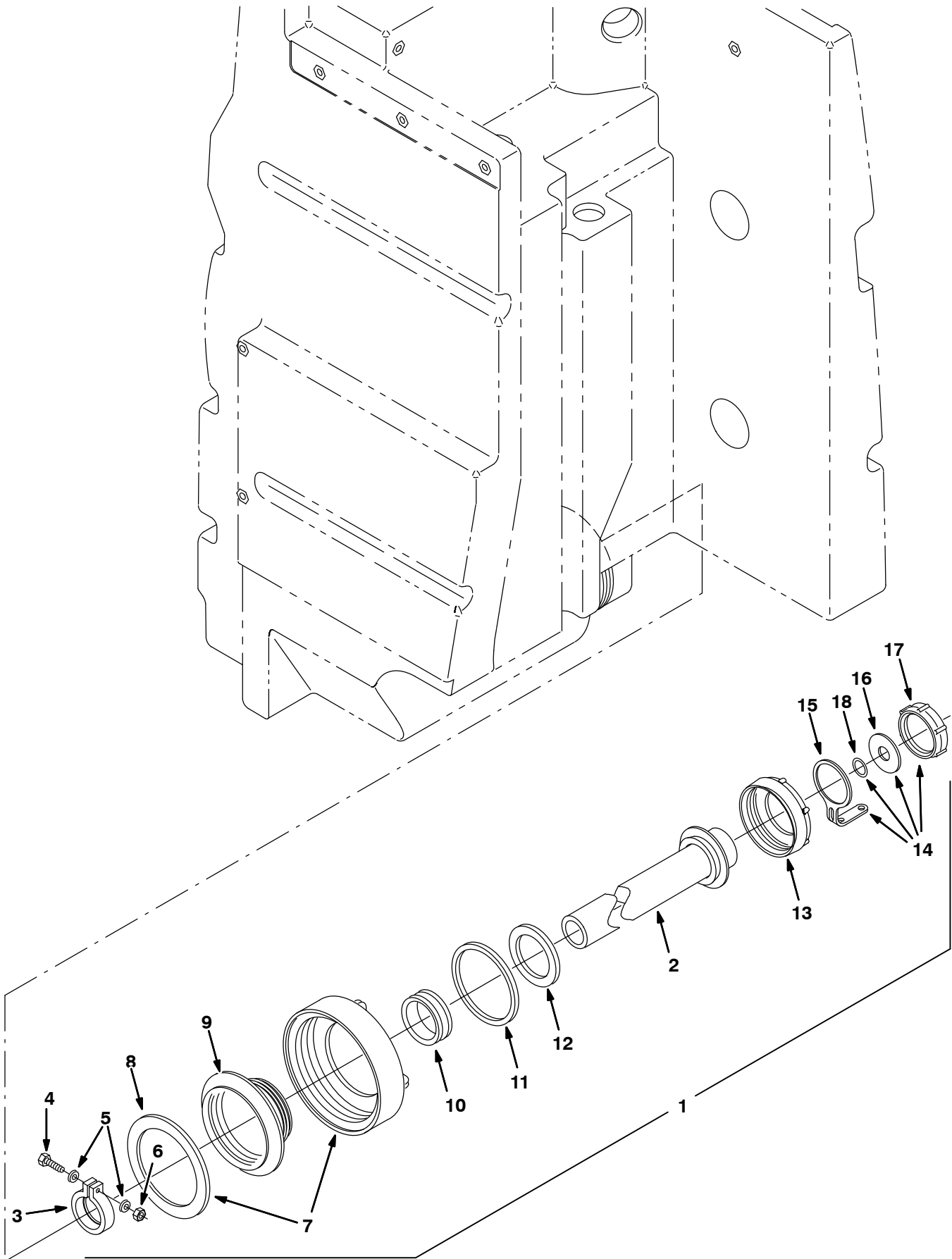


Fig. 21 – Recovery Tank Drain Assembly

	Ref.	Tennant Part No.	Description	Qty.
▽	1	391066	Hose Assy, Drain, Retractable	1
▲	2	390884	Hose, Drain	1
▲	3	41454	Clamp, Hose, Plstc, 1.60d X 0.62w	1
▲	4	12316	Screw, Hex, M05 X 0.8 X 25, Ss	1
▲	5	01683	Washer, Flt, #10 Ss	2
▲	6	09739	Nut, Hex, Lock, M05 X 0.8, NI, Ss	1
▲▽	7	24358	Cap, Tank	1
▲▲	8	375206	Gasket, Lid	1
▲	9	14864	Cover, Insert	1
▲	10	41421	Seal	1
▲	11	79320	Gasket, Cap, Drain	1
▲	12	41451	Gasket, Lid	1
▲	13	14880	Cap, Tank, Drain, 3.85 Thread Pye	1
▲▽	14	32501	Kit, Cap, Drain	1
▲▲	15	32508	Strap	1
▲▲	16	32614	Gasket, Cap	1
▲▲	17	32613	Cap, Tank, Drain, 2.25 Thread Pye	1
▲▲	18	32669	Ring, Retaining, Ext, 0.75d, Ss	1

▽ ASSEMBLY

▲ INCLUDED IN ASSEMBLY

Fig. 22 – Vacuum Fan Group

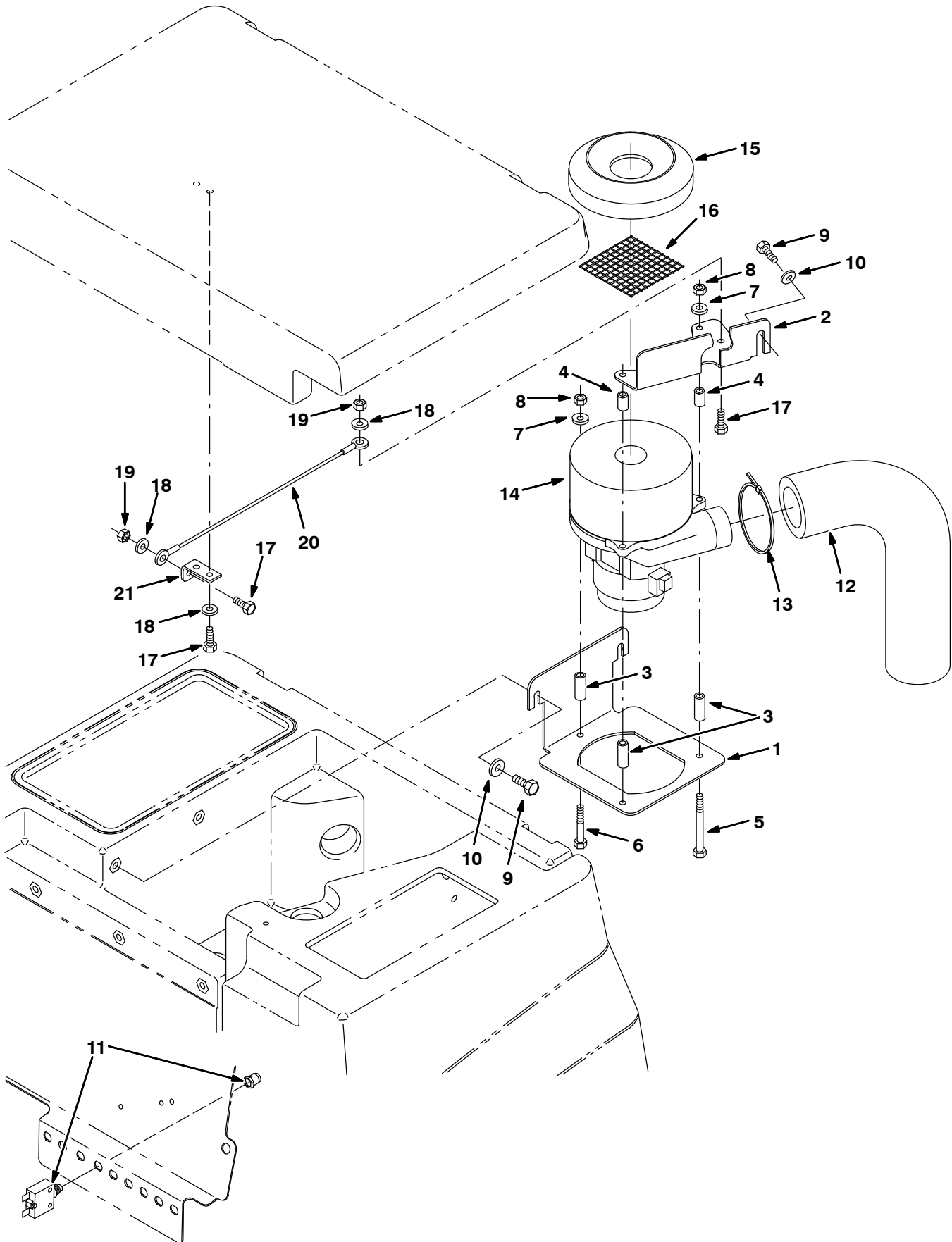


Fig. 22 – Vacuum Fan Group

Ref.	Tennant Part No.	Description	Qty.	
1	392971	Bracket, Fan	1	
2	392972	Bracket, Fan	1	
3	222497	Sleeve	3	
4	360930	Sleeve	2	
5	391434	Screw, Hex, M06 X 1.0 X 80, Ss	2	
6	58979	Screw, Hex, M06 X 1.0 X 55, Ss	1	
7	01684	Washer, Flt, .25 Ss	3	
8	08712	Nut, Hex, Lock, M06 X 1.0, NI, Ss	3	
9	09740	Screw, Hex, M08 X 1.25 X 20, Ss	3	
10	01685	Washer, Flt, .31 Ss	3	
11	383723	Circuitbreaker, 20.0a	1	
12	390677	Muffler, Vacuum Fan	1	
13	44961	Tie, Cable, Nyl, 14.5l .30w 4.0 Max D	1	
▽	14	391296	Fan Assy, Vacuum (See Breakdowns)	1
▲	15	391343	Seal, Fan	1
▲	16	391350	Screen, Fan Inlet	1
	17	08716	Screw, Hex, M06 X 1.0 X 20, Ss	4
	18	01684	Washer, Flt, .25 Ss	4
	19	08712	Nut, Hex, Lock, M06 X 1.0, NI, Ss	2
	20	19676	Cable, .09d, 13.0l, .38eye /.38eye	1
	21	391309	Bracket, Cable	1

▽ ASSEMBLY

▲ INCLUDED IN ASSEMBLY

Fig. 23 – Solution Tank Group

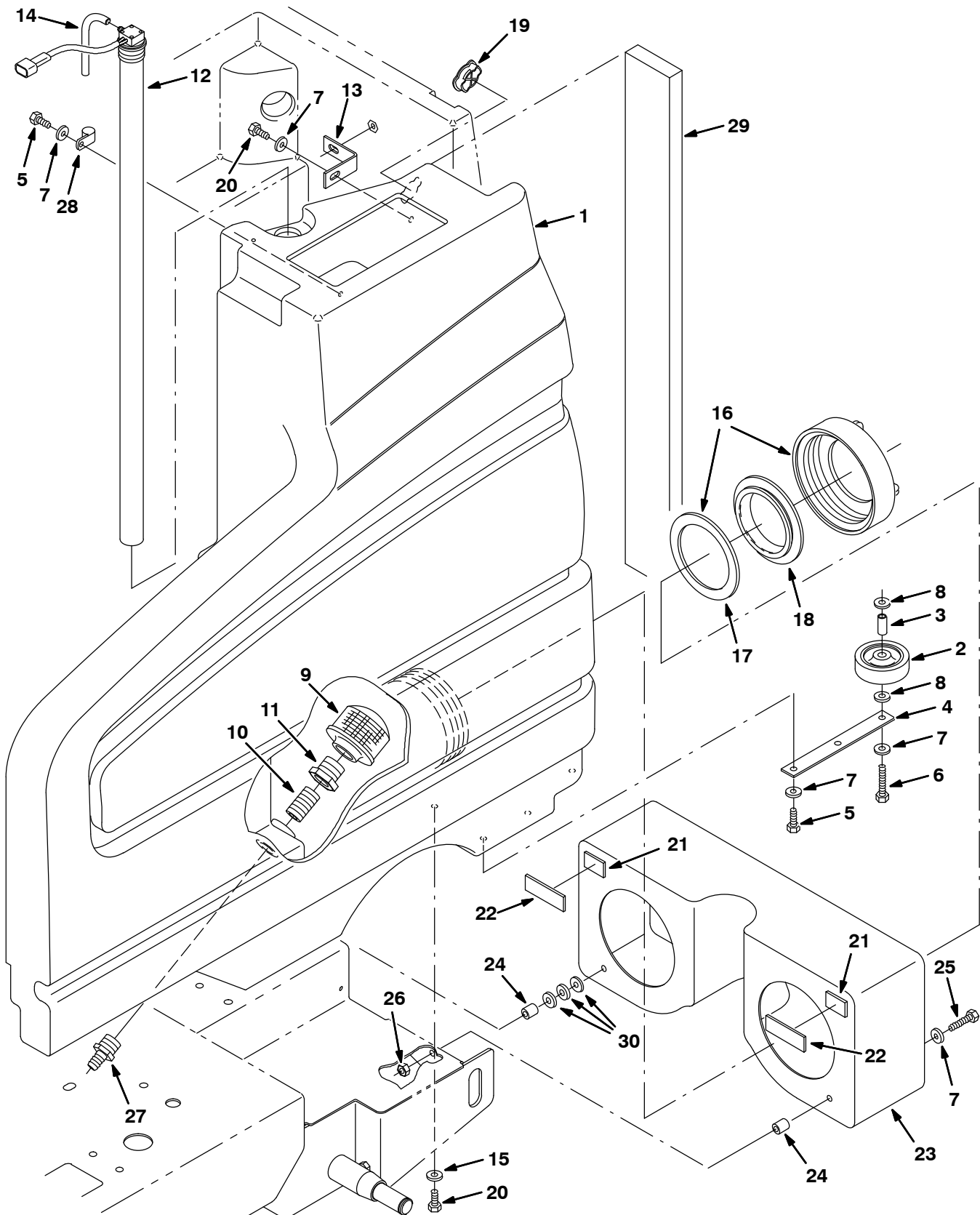


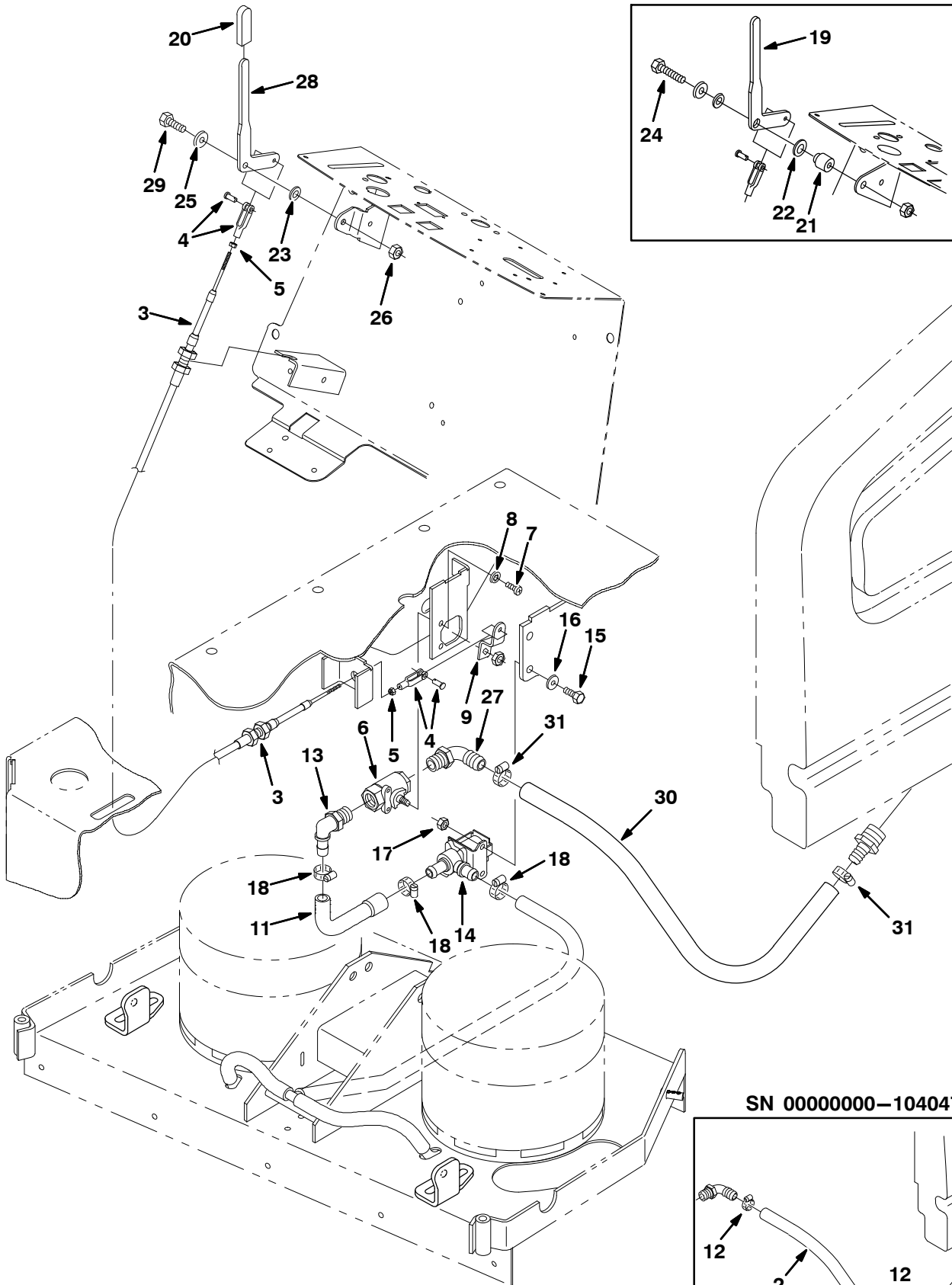
Fig. 23 – Solution Tank Group

Ref.	Tennant Part No.	Description	Qty.	
1	9006254	Tank Kit, Soltn W/Labels [7100]	1	
2	81580	Wheel, 4.0d 0.87w 0.44b	1	
3	393129	Sleeve, P/M, 0.437d 0.318b 1.15l 430ss	1	
4	390822	Strip	1	
5	09740	Screw, Hex, M08 X 1.25 X 20, Ss	3	
6	49694	Screw, Hex, M08 X 1.25 X 50, Ss	1	
7	01685	Washer, Flt, .31 Ss	8	
8	32490	Washer, Flt, .25 Std	2	
9	20810	Filter, Soltn, 20mesh, Pf16 3.1d 02.3l	1	
10	69784	Fitting, Plstc, Str, Pm12/Pm12 Close	1	
11	20811	Fitting, Plstc, Str, Pf12/Pf16	1	
12	1014574	Switch Assy, Press	1	
13	392963	Angle, Bracket, Tank	1	
14	390700	Hose, Vacuum, 0.16id X 06.0l	1	
15	13248	Washer, 0.40b 1.12d .12, Stl, Pl	1	
▽	16	24358	Cap, Tank	1
▲	17	375206	Gasket, Lid	1
	18	86636	Cover, Tank	1
	19	390994	Plug, Tank, Solution	1
	20	12273	Screw, Hex, M08 X 1.25 X 20, Ss, NI	3
	21	391391	Strip, Velcro, 1.5 In	2
	22	391392	Strip, Velcro, 3.0 In	2
	23	391142	Shield, Drip	1
	24	222277	Sleeve	2
	25	1014163	Screw, Hex, M8 X 1.25 X 60, Ss, Fl	2
	26	08713	Nut, Hex, Lock, M08 X 1.25, NI, Ss	2
	27	365095	Fitting, Plstc, Str, Bm10/Pm12	1
	28	67767	Clamp, Cable, Stl, 0.69d X 0.62w, 1h	1
	29	390676	Insulation, Acstc, 1.0th, 03.5w, 33.00l	1
	30	69461	Washer, Flat, 0.38b 0.88d .12, Stl, Pl	3

▽ ASSEMBLY

▲ INCLUDED IN ASSEMBLY

Fig. 24 - Solution Control Group



SN 0000000-10404791

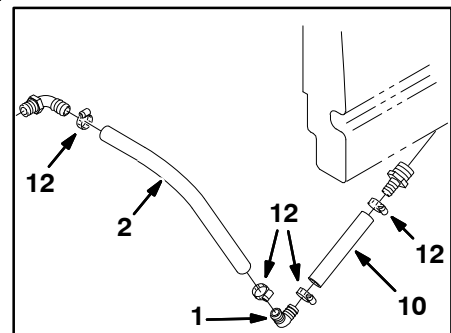


Fig. 24 – Solution Control Group

Ref.	Tenant Part No.	Description	Qty.
1	391365	③ Fitting, Plstc, E90, Bm10/Bm10	1
2	390799	③ Hose, Vyl, Brd 0.62id 0.88od 17.5l	1
3	390926	Cable, Push / Pull	1
4	27880	Clevis, Adj, 0.19pin, #10–32	2
5	01713	Nut, Hex, Std, #10–32, 2	2
6	12083	Valve, Water	1
7	39648	Screw, Pan, #10–24 X 0.38, 1	2
8	32980	Washer, Lock, Int, #10	2
9	391250	Arm, Valve, Water	1
10	390899	③ Hose, Vyl, Brd 0.62id 0.88od 05.5 L	1
11	390779	Hose, Soltn	1
12	63810	③ Clamp, Hose, Wormdrive, 0.56–1.06d	4
13	63244–1	Fitting, Plstc, E90, Bm08/Pm08	1
▽ 14	1059587	Valve, Water, Solenoid, 36vdc Bm10/Bm10	1
▲	614265	Kit, Water, Valve, Rebuild	1
15	15678	Screw, Hex, M06 X 1.0 X 16, Ss	2
16	01684	Washer, Flt, .25 Ss	2
17	08712	Nut, Hex, Lock, M06 X 1.0, NI, Ss	2
18	54333	Clamp, Hose, Wormdrive, 0.31–0.88d	3
19	391139	① Lever, Flow, Solution (Replaced by 391192)	1
20	222190	Grip, Handle	1
21	223235	① Sleeve, Lever	1
22	86860	① Bearing, Thrust	1
23	43611	Washer, 0.39b 0.75d .06, Nyl	1
24	41342	① Screw, Hex, M08 X 1.25 X 40, 8.8	1
25	32490	Washer, Flt, .25 Std	1
26	08709	Nut, Hex, Lock, M08 X 1.25, NI	1
27	47701	Fitting, Plstc, E90, Bm10/Pm08	1
28	391192	② Lever, Flow, Solution	1
29	39277	② Screw, Hex, M08 X 1.25 X 25, 8.8	1
30	1015025	④ Hose Afmkt, Pvc, Brd, 0.62id 02Ft (C460117)	24.0 ^o
31	63810	④ Clamp, Hose, Wormdrive, 0.56–1.06d	2

① Serial number (1000000–10032184)

② Serial number (10032185–)

③ Serial number (00000000–10404791)

④ Serial number (10404792–)

▽ ASSEMBLY

▲ INCLUDED IN ASSEMBLY

Fig. 25 – Battery Cable Group

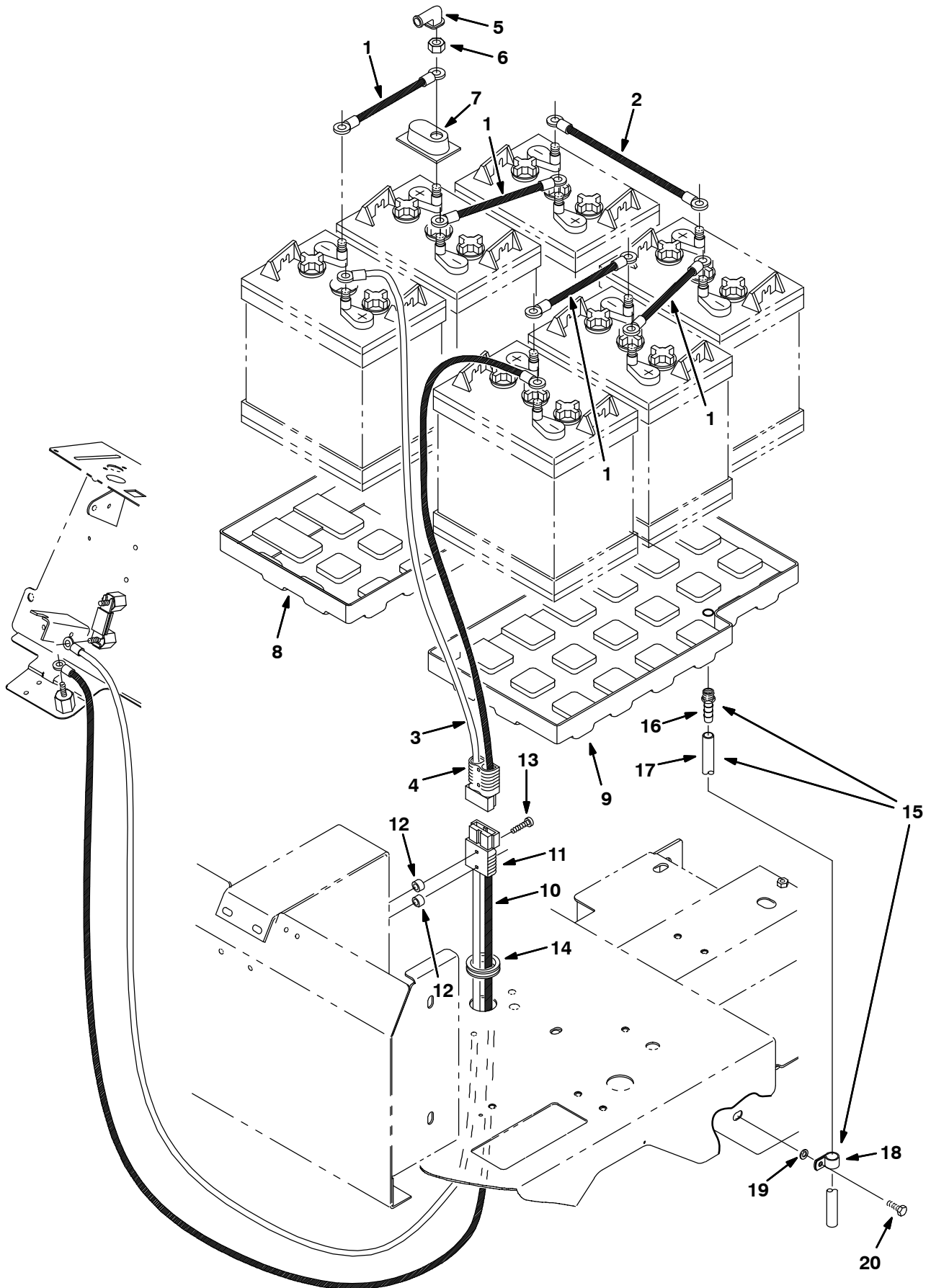


Fig. 25 – Battery Cable Group

	Ref.	Tennant Part No.	Description	Qty.
	1	223355	Wire, 04ga 08.0l Blk .34ring /.34ring	4
	2	223356	Wire, 04ga 12.0l Blk .34ring /.34ring	1
∇	3	223361	Cable Assy, Battery, 04ga 2, 175a	1
▲	4	22892	Connector, Anderson, 175a, Gray	1
	5	02076	Boot, 90deg .50d .57d X .84	12
	6	87435	Nut, Hex, Flexlock, .31-18	12
	7	45962	Cap, Plstc, .04 1.38 X 2.30 0.5l	12
	8	393117	Tray, Battery, Rh	1
	9	393118	Tray, Battery, Lh	1
∇	10	390775	Harness, Wire, Controller	1
▲	11	22892	Connector, Anderson, 175a, Gray	1
	12	390879	Spacer, .41b X .63od X .38l	2
	13	09258	Screw, Pan, M06 X 1.0 X 40, 4.8	2
	14	04051	Grommet, Rbr, 1.31id, F/ 1.6h, .12matl	1
∇	15	377393	Drain Kit	1
▲	16	150516	Fitting, Brs, Str, BM06/PM04	1
▲	17	1014929	Hose, Afmkt, Pvc, Clr, 0.38ld 1Ft (C080172)	1
▲	18	67767	Clamp, Cable, Stl, 0.69d X 0.62w, 1h	1
	19	01685	Washer, Flt, .31 Ss	1
	20	09010	Screw, Hex, M08 X 1.25 X 25, Ss	1

∇ ASSEMBLY

▲ INCLUDED IN ASSEMBLY

Fig. 26 - Rear Squeegee Lift Group

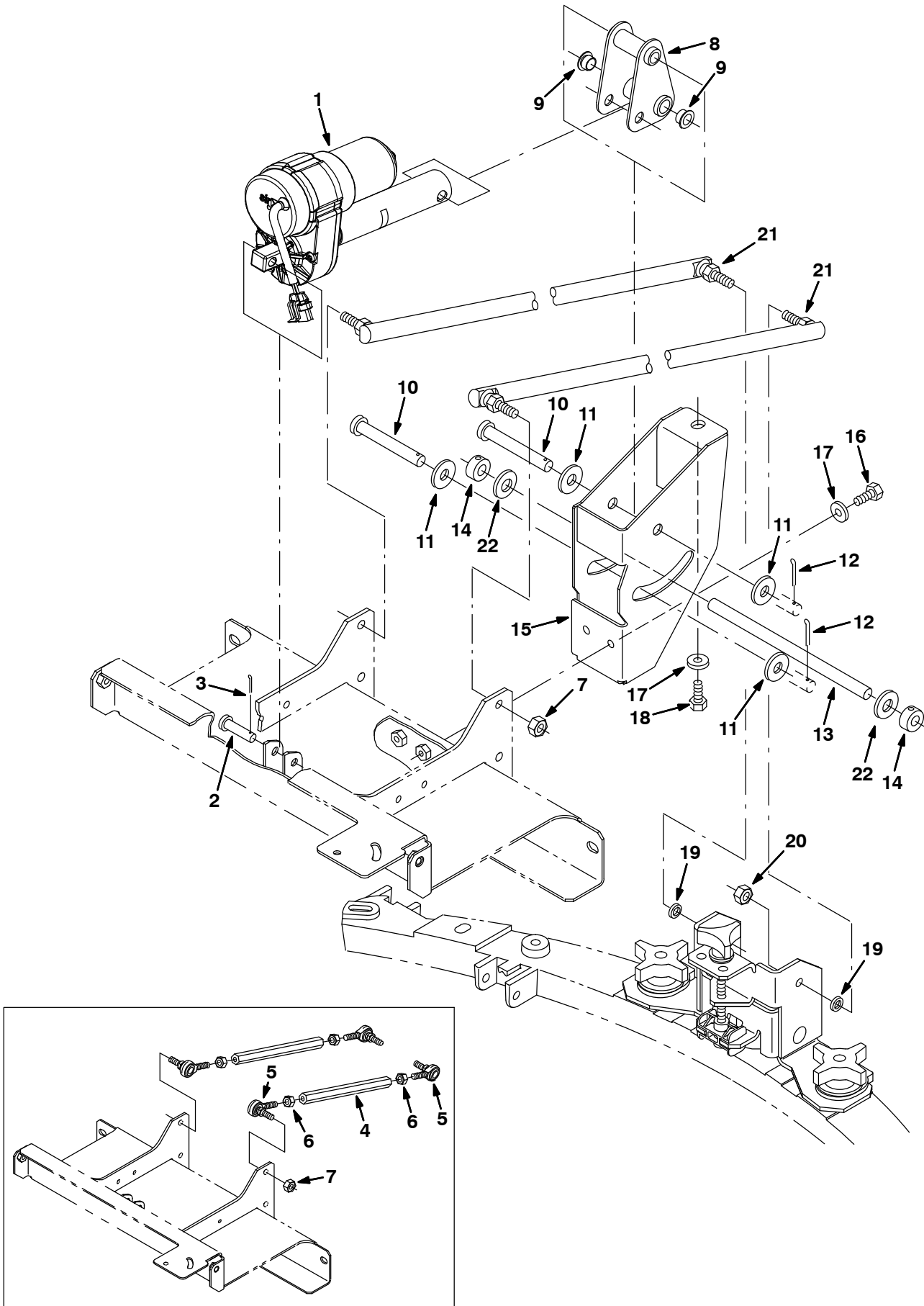


Fig. 26 – Rear Squeegee Lift Group

Ref.	Tennant Part No.	Description	Qty.
1	1054595	Actuator, 36vdc, 02.0strk, 300lb	1
2	29558	Pin, Clevis, 0.37 D X 1.50l	1
3	39005	Pin, Cotter, .094 X 0.75	1
4	390971	① Link, Sqge, Tapped, Upper	2
5	35972	① Rod-End, .38-24rh Mal 0.38-24stud	4
6	20171	① Nut, Hex, Jam, .38-24	4
7	50269	Nut, Hex, Lock, .38-24, NI, Ss	2
8	390965	Pivot Wldt, Actuator	1
9	15648	Bushing, Flng, 0.50b 0.59d 0.38l	2
10	06474A	Pin, Clevis, 0.50 D X 3.50l	2
11	41619	Washer, Flt, .50 Ss	4
12	02942	Pin, Hair, Cotter, 0.62D .120 Wir	2
13	390970	Rod, Lift, Sqge	1
14	75371	Collar, Locking	2
15	1008388	Guide Wldt, Linkage, Sqge	1
16	12273	Screw, Hex, M08 X 1.25 X 20, Ss, NI	2
17	01685	Washer, Flt, .31 Ss	3
18	09740	Screw, Hex, M08 X 1.25 X 20, Ss	1
19	390880	Spacer, .41b .63d .13l, Ss 430pm	2
20	02185	Nut, Hex, Lock, .38-24, NI, Thin	2
21	392881	② Link, Balljoint, .38-24, 10.5l	2
22	608562	Washer, Flat, 0.51b 0.94d .06, Nyl	2

① Serial number (00000000-10195059)

② Serial number (10195060-)

Fig. 27 - Rear Squeegee Linkage Group

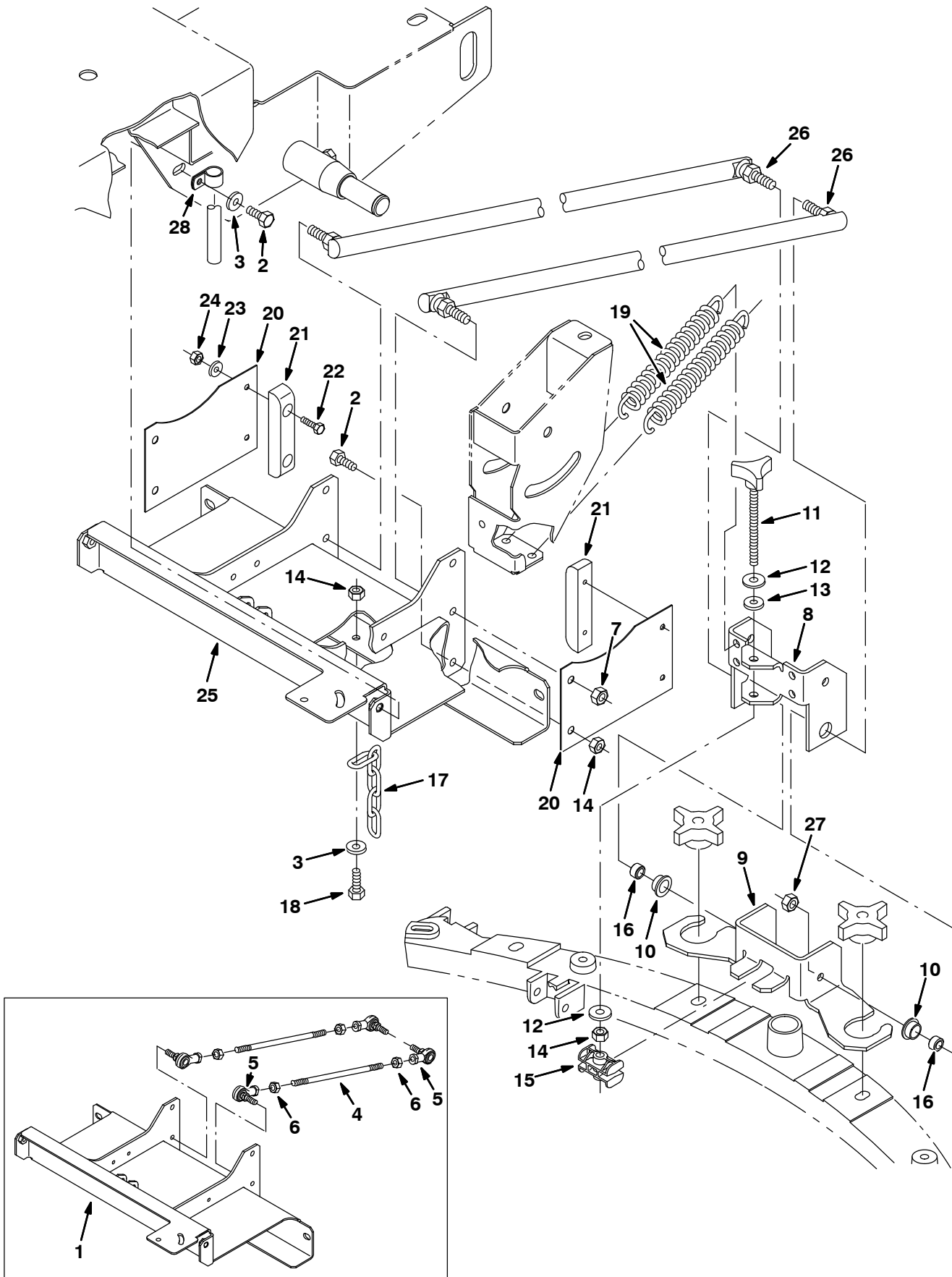


Fig. 27 - Rear Squeegee Linkage Group

Ref.	Tennant Part No.	Description	Qty.
1	1006382	① Frame Wldt, Linkage, Sqge	1
2	09740	Screw, Hex, M08 X 1.25 X 20, Ss	6
3	01685	Washer, Flt, .31 Ss	5
4	391137	③ Rod, Thrd, 2 End, .38-24 09.0l	2
5	86781	③ Rod-End, .38-24rh Fem 0.38-24stud	4
6	20171	③ Nut, Hex, Jam, .38-24	8
7	50269	Nut, Hex, Lock, .38-24, NI, Ss	2
8	392902	Channel, Sqge, Upper	1
9	392934	Channel, Sqge, Lower	1
10	25735	Bushing, Fing, 0.63b 0.75d 0.38l	2
11	71090	Knob	1
12	01686	Washer, Flat, 0.44B 1.00D .08, Ss	2
13	63416	Washer, 0.31b 0.88d .12, Rbr	1
14	08713	Nut, Hex, Lock, M08 X 1.25, NI, Ss	4
15	222233	Block, Sqge, Adj	1
16	390879	Spacer, .41b X .63od X .38l	2
17	40758	Chain, Coil, Str, #210, 06.9l 05 Link	1
18	09010	Screw, Hex, M08 X 1.25 X 25, Ss	1
19	222236	Spring, Extn, 1.00od X 0.12wir, 5.0l	2
20	390975	Spring, Centering	2
21	71211	Block, Centering	2
22	09007	Screw, Hex, M06 X 1.0 X 25, Ss	4
23	01684	Washer, Flt, .25 Ss	4
24	08712	Nut, Hex, Lock, M06 X 1.0, NI, Ss	4
25	1048852	⑤ Frame Wldt, Linkage, Sqge	1
25	1016045	② Frame Wldt, Linkage, Sqge	1
26	392881	④ Link, Balljoint, .38-24, 10.5l	2
27	02185	④ Nut, Hex, Lock, .38-24, NI, Thin	2
28	67767	Clamp, Cable, Stl, 0.69d X 0.62w, 1h	1

① Serial number (00000000-10179104)

② Serial number (10179105-10404791)

③ Serial number (00000000-10195059)

④ Serial number (10195060-)

⑤ Serial number (10404792-)

Fig. 28 - Rear Squeegee Group, 700 mm (28 in)

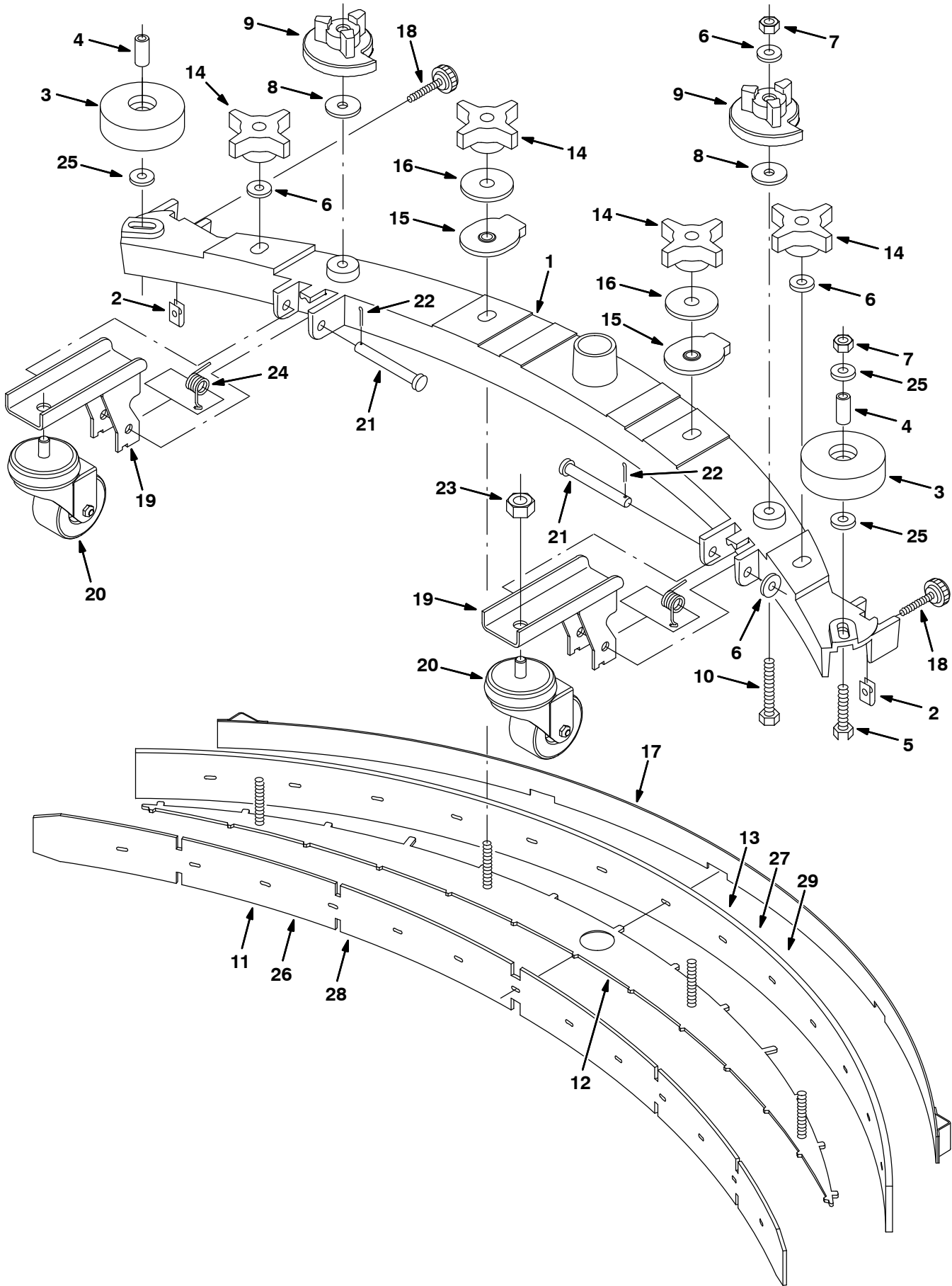


Fig. 28 – Rear Squeegee Group, 700 mm (28 in)

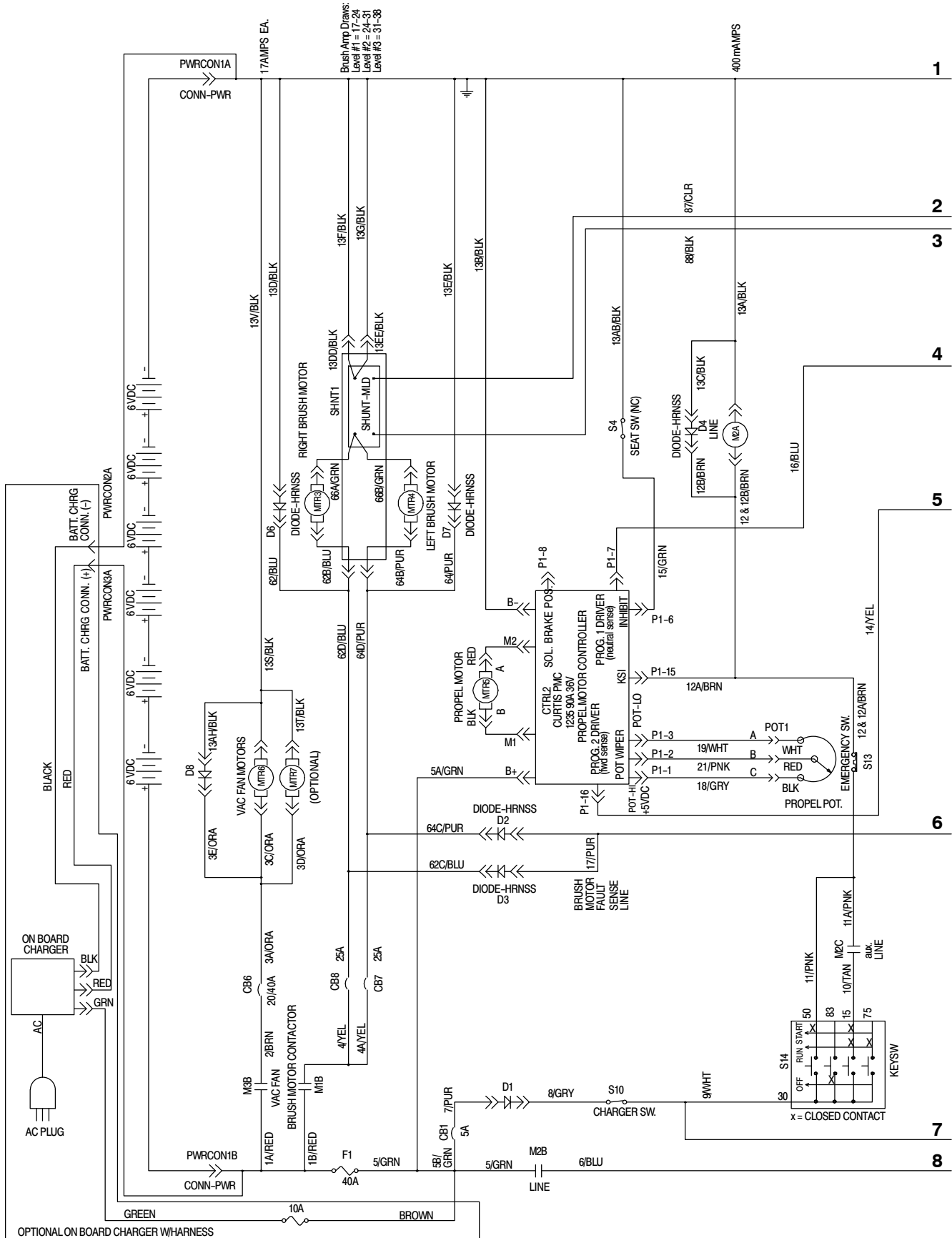
Ref.	Tennant Part No.	Description	Qty.
▽	391043	Kit, Ci, Sqge, 700mm,	1
▲	1 390670	Frame, Casting, Sqge, 700mm	1
▲	2 82138	Nut, Speed, Retainer, .25–20	2
▲	3 1010560	Wheel, Bmpr, 80d X 25w, Non–marking	2
▲	4 222460	Sleeve, P/M, 0.496d 0.318b 0.50l 430ss	2
▲	5 09011	Screw, Hex, M08 X 1.25 X 30, Ss	2
▲	6 01685	Washer, Flt, .31 Ss	6
▲	7 08713	Nut, Hex, Lock, M08 X 1.25, NI, Ss	4
▲	8 222268	Washer, 0.38b 1.25d .12, Neo	2
▲	9 222244	Cam, Adj, Sqge	2
▲	10 09767	Screw, Hex, M08 X 1.25 X 70, Ss	2
▲	11 390943	Blade, Sqge, Front, 700mm Linatex, Red	1
▲	12 390940	Plate, Retainer, Blade, 700mm	1
▲	13 390942	Blade, Sqge, Rear, 700mm Linatex, Red	1
▲	14 1057203	Knob, Star, 2.75d 4ear 1.1l, .31–18, Thru	4
▲	15 390982	Ring, Mtg, Sqge	2
▲	16 04414	Washer, 0.53b 1.88d .12, Stl, Pl	2
▲	17 390944	Retainer Wldt, Sqge, 700mm	1
▲	18 222794	Knob	2
▲	19 223590	Bracket Wldt, Wheel, Sqge	2
▲	20 1044952	Caster, Swivel, 2.5D 1.3W, .50–13 Stem	2
▲	21 23191	Pin, Clevis, 0.37 D X 3.00l	2
▲	22 39005	Pin, Cotter, .094 X 0.75	2
▲	23 25015	Nut, Hex, Std, .50–13	2
▲	24 222130	Spring, Tors, 0.50ld .07Wir 07.9 Coil	2
▲	25 140027	Washer, Flat, 0.35b 0.75d .04 Ss	4
▽	391384	Kit, Sqge, Oil–Rstn, 700mm	1
▲	26 391377	Blade, Sqge, Front, 700mm, Oil–Rstn Urethane, Natural	1
▲	27 391378	Blade, Sqge, Rear, 700mm, Oil–Rstn Urethane, Natural	1
▽	391386	Kit, Sqge, Tile, 700mm	1
▲	28 390943	Blade, Sqge, Front, 700mm Linatex, Red	1
▲	29 390936	Blade, Sqge, Rear, 700mm Gum Rubber, Tan	1

▽ ASSEMBLY

▲ INCLUDED IN ASSEMBLY

Fig. 29 - Electrical Schematic

390600



1
2
3
4
5
6
7
8

Fig. 29 - Electrical Schematic

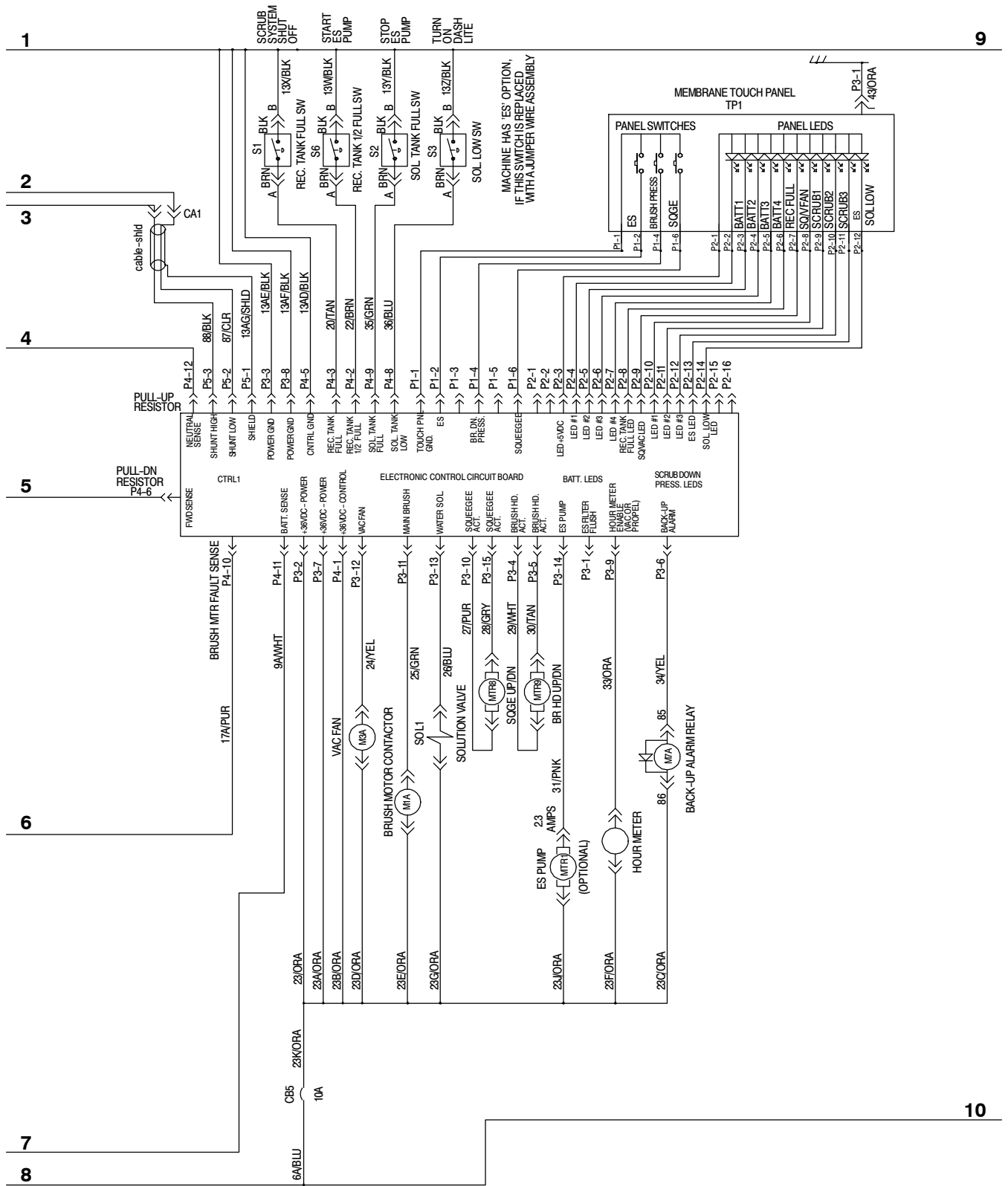


Fig. 29 - Electrical Schematic

390600

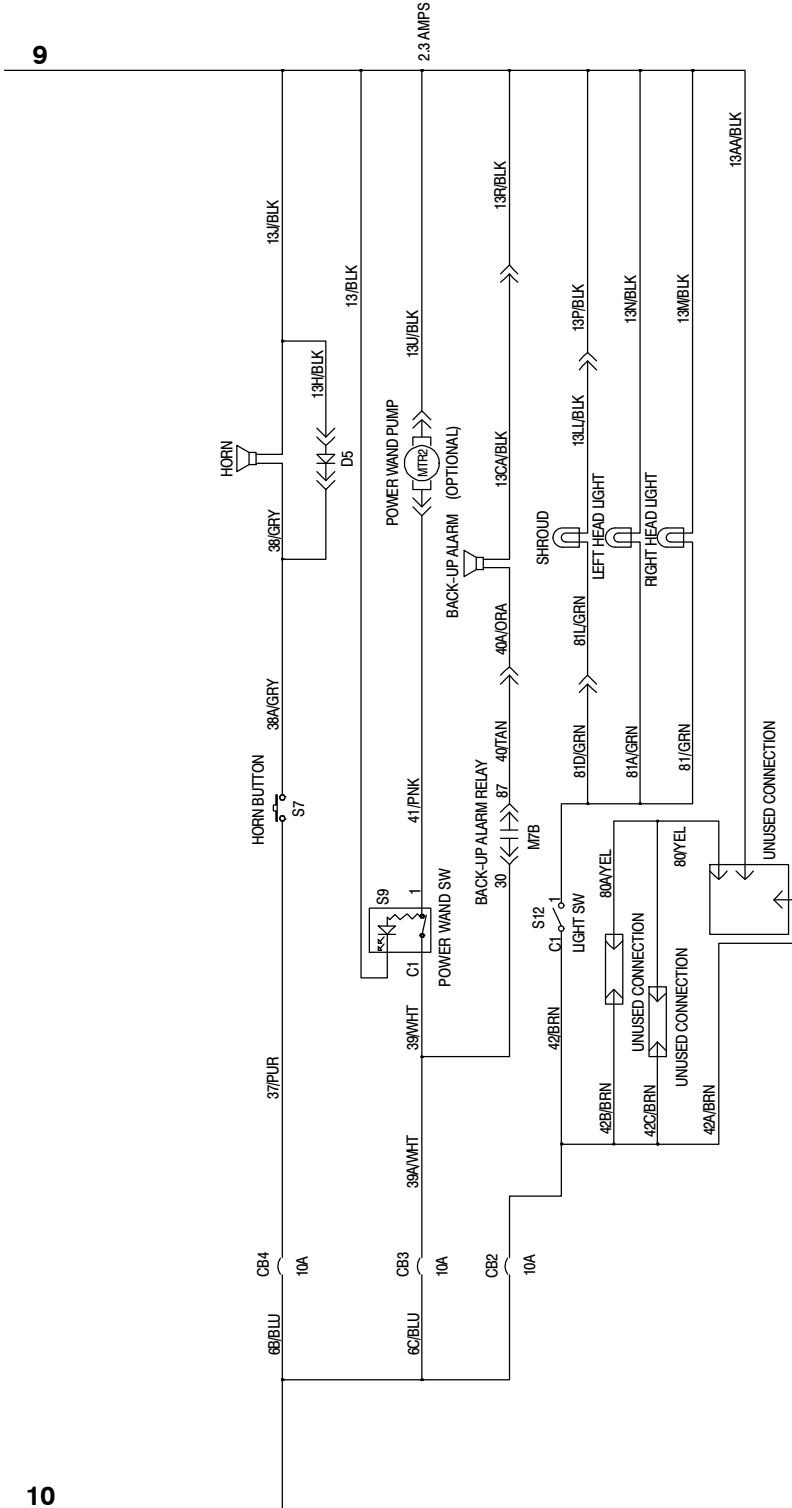


Fig. 30 - Wire Harness Group

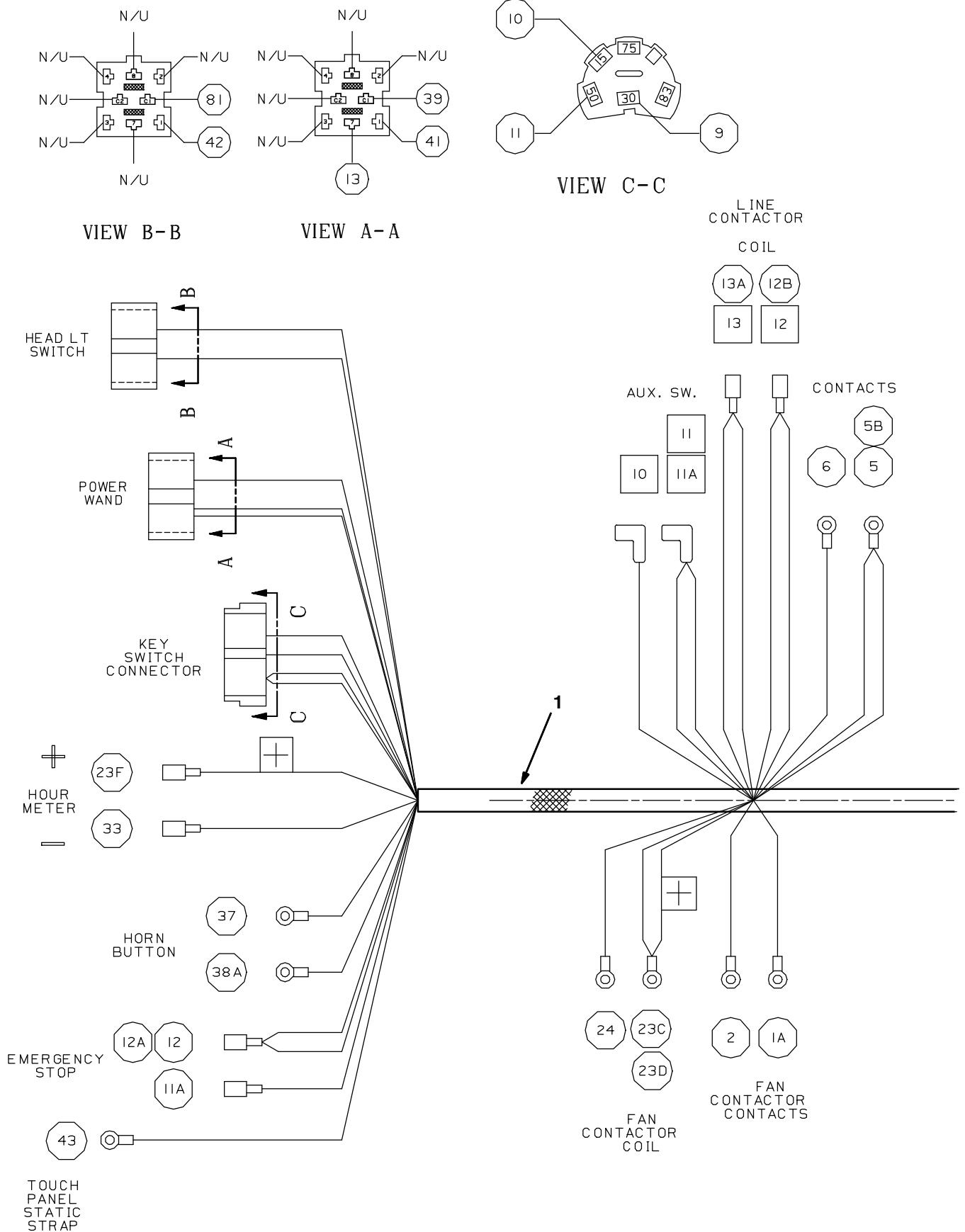
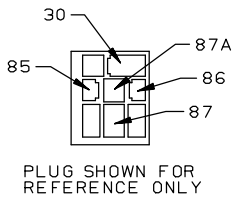
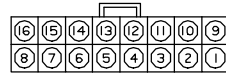
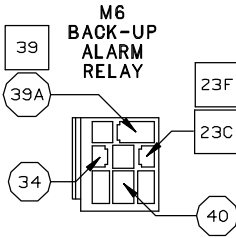


Fig. 30 – Wire Harness Group



SOCKET NO.	WIRE NO.	SOCKET NO.	WIRE NO.
1	○ 18	9	× N/U
2	○ 21	10	× N/U
3	○ 19	11	× N/U
4	× N/U	12	× N/U
5	× N/U	13	× N/U
6	○ 15	14	× N/U
7	○ 16	15	□ 12A
8	× N/U	16	○ 14



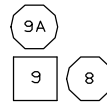
DETAIL K-K

CONNECTOR ROTATED 90°

× = NOT USED

PROPEL
CONTROLLER
CONTROL LINES

CHARGER
SWITCH



DETAIL D-D

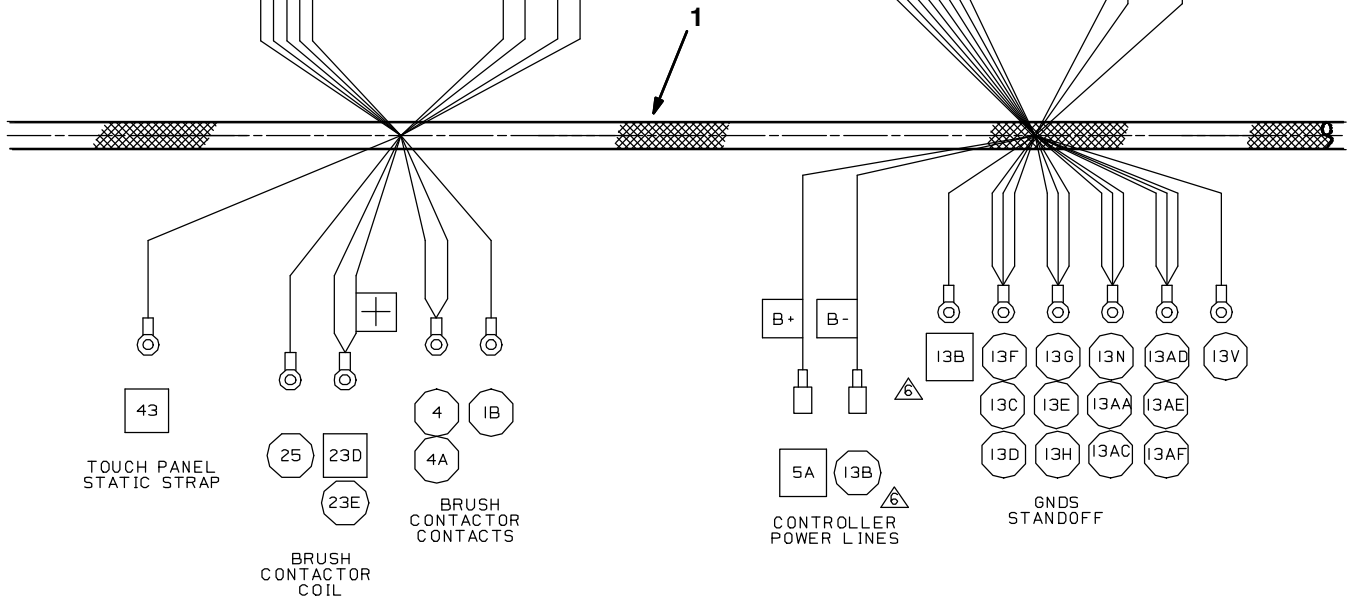
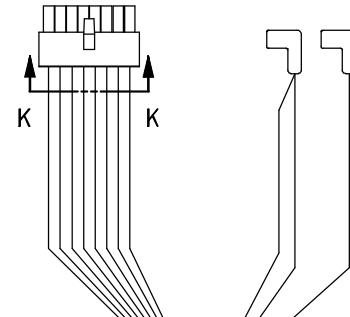
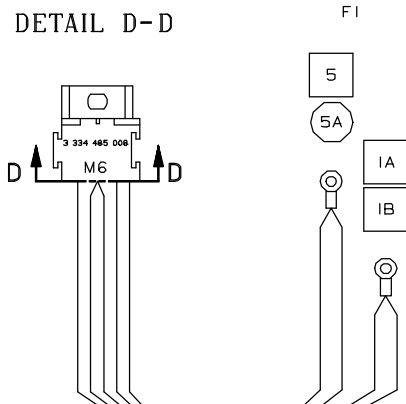


Fig. 30 - Wire Harness Group

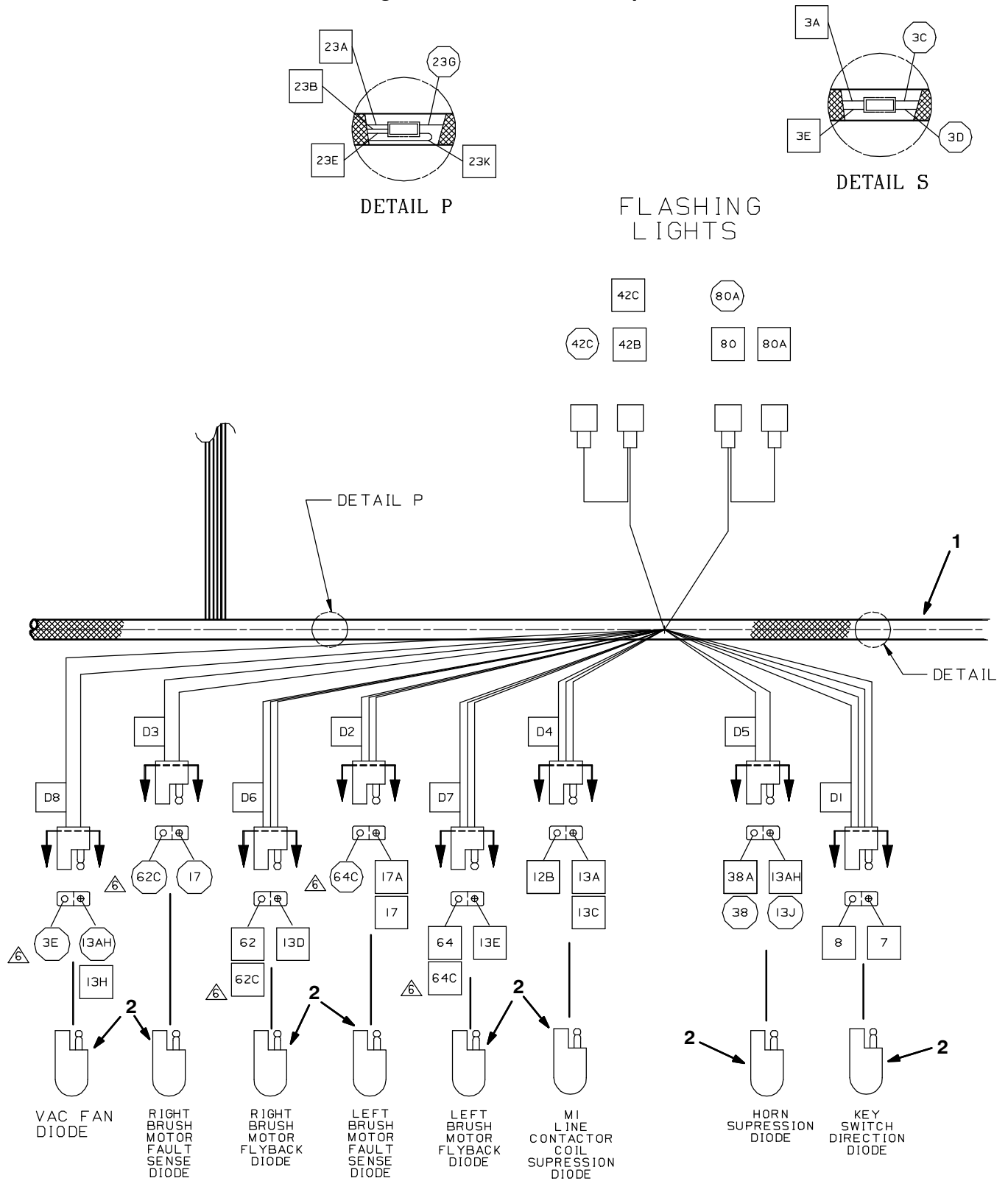


Fig. 30 - Wire Harness Group

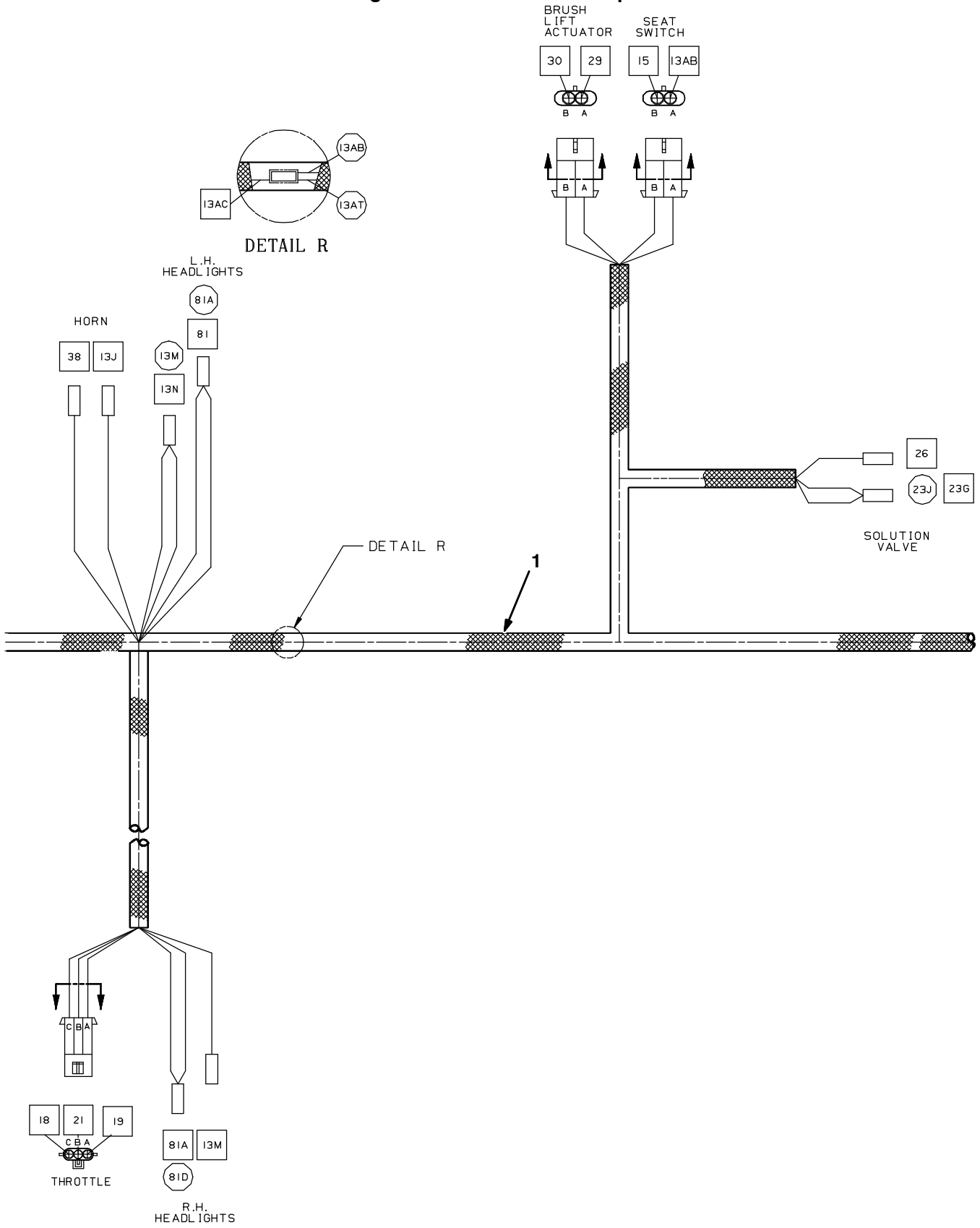
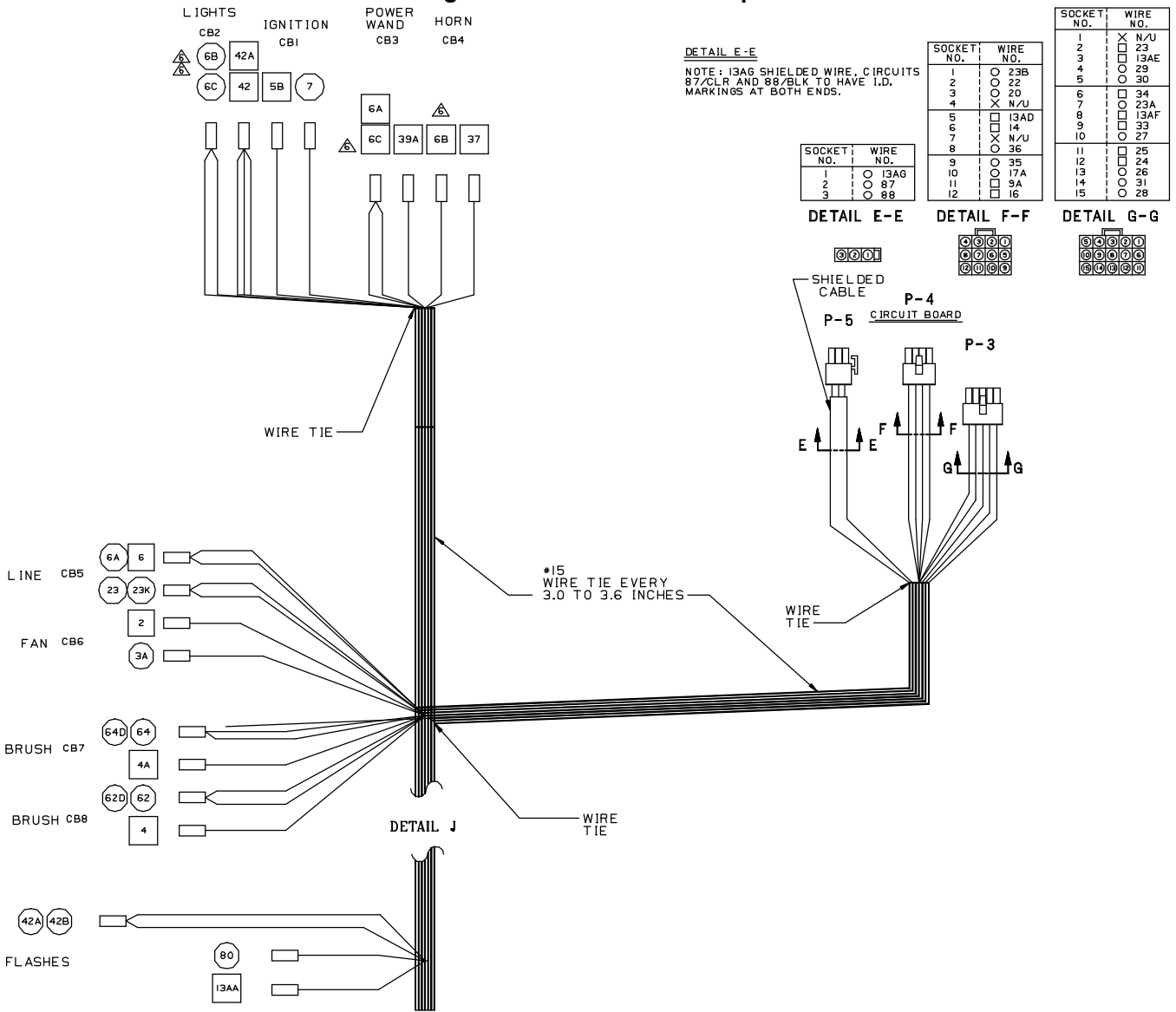


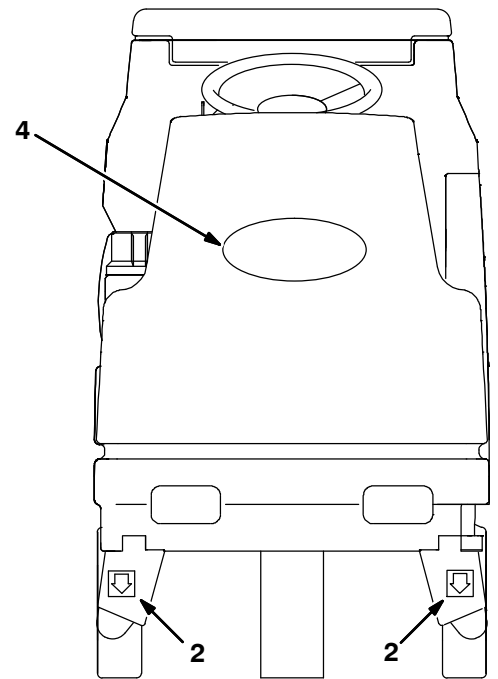
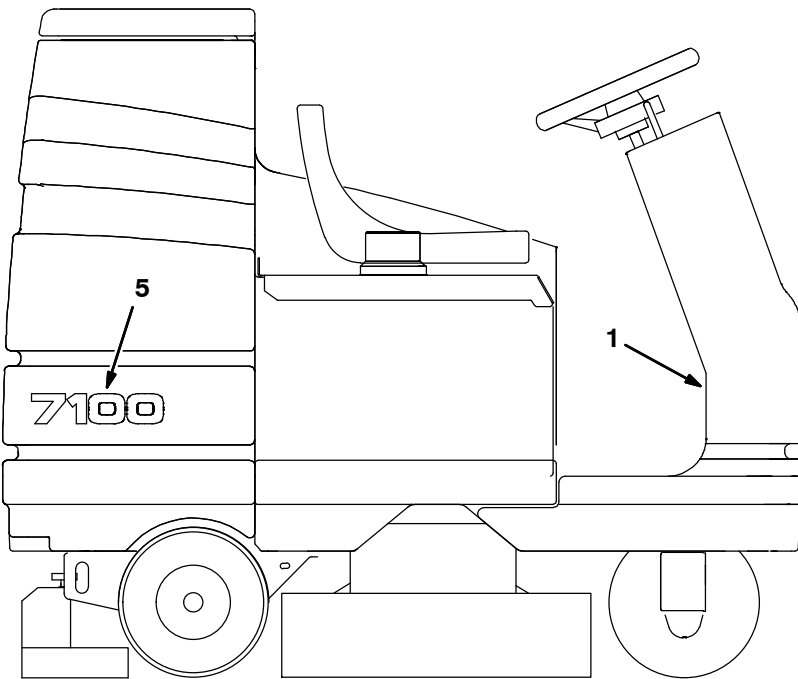
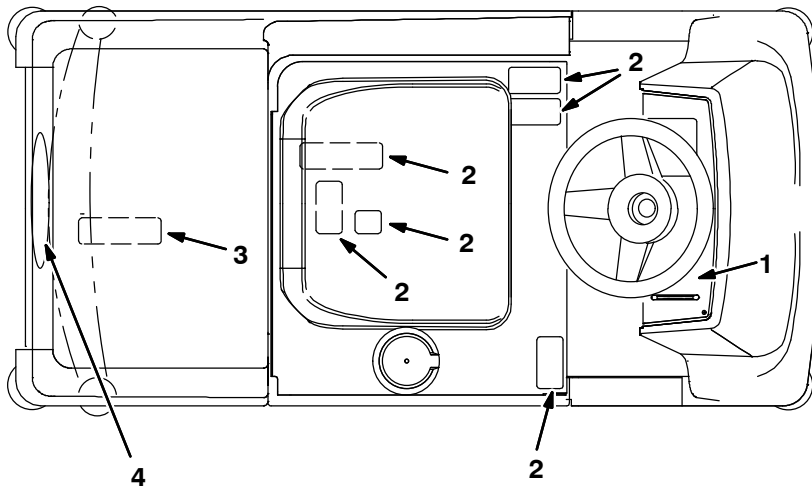
Fig. 30 - Wire Harness Group



353488

Ref.	Tennant Part No.	Description	Qty.
1	390603	Harness, Main	1
2	222290	Diode, Ele, Plug	8

Fig. 31 – Label Group



353502

Ref.	Tennant Part No.	Description	Qty.
1	391129	Label Set, Opertnl	1
2	391297	Label Set, Info/hzrd	1
3	1050910	Label, Hzrd, Flammable Matl, Na	1
4	1047741	Label, Logo, 264mml, [Tennant]	2
5	1047740	Label, Numerals, Side [7100]	2

SECTION 3

Contents	Page	Contents	Page
Fig. 1 – Quick Mop Kit	3-2	Fig. 35 – Heavy Duty Disk Scrub Head Drive Motor Group, 700 mm (28 in)	3-60
Fig. 2 – ES (Extended Scrub) Pump Group	3-4	Fig. 36 – Heavy Duty Disk Scrub Head Squeegee Group, 700 mm (28 in)	3-62
Fig. 3 – ES (Extended Scrub) Drain Group	3-6	Fig. 37 – Disk Scrub Head Drive Motor Group, 800 mm (32 in)	3-64
Fig. 4 – FaST Detergent Supply Group (S/N 10404792–)	3-8	Fig. 38 – Disk Scrub Head Squeegee Group, 800 mm (32 in)	3-66
Fig. 5 – FaST Air Pump and Detergent Group (S/N 10167421–10404791)	3-10	Fig. 39 – Cylindrical Scrub Head Drive Motor Group, 700 mm (28 in)	3-68
Fig. 6 – FaST Solution Pump and Injector Group (S/N 10404792–)	3-12	Fig. 40 – Cylindrical Scrub Head Frame Group, 700 mm (28 in)	3-70
Fig. 7 – FaST Solution Pump Group (S/N 10167421–10404791)	3-14	Fig. 41 – Cylindrical Scrub Head Squeegee Group, 700 mm (28 in)	3-72
Fig. 8 – FaST Foam Delivery Group, Disk Scrub Head (S/N 10404792–)	3-16	Fig. 42 – Cylindrical Scrub Head Drive Motor Group, 800 mm (32 in)	3-74
Fig. 9 – FaST Foam Filter Group, Disk Scrub Head (S/N 10167421–10404791)	3-18	Fig. 43 – Cylindrical Scrub Head Frame Group, 800 mm (32 in)	3-76
Fig. 10 – FaST Foam Delivery Group, Cylindrical Scrub Head, 700 mm (28 in) (S/N 10404792–)	3-20	Fig. 44 – Cylindrical Scrub Head Squeegee Group, 800 mm (32 in)	3-78
Fig. 11 – FaST Foam Filter Group, Cylindrical Scrub Head, 700 mm (28 in) (S/N 10167421–10404791)	3-22	Fig. 45 – Rollout Battery Disk Scrub Head Drive Motor Group, 700 mm (28 in)	3-80
Fig. 12 – FaST Foam Delivery Group, Cylindrical Scrub Head, 800 mm (32 in) (S/N 10404792–)	3-24	Fig. 46 – Rollout Battery Disk Scrub Head Squeegee Group, 700 mm (28 in)	3-82
Fig. 13 – FaST Foam Filter Group, Cylindrical Scrub Head, 800 mm (32 in) (S/N 10167421–10404791)	3-26	Fig. 47 – Rollout Battery Disk Scrub Head Drive Motor Group, 800 mm (32 in)	3-84
Fig. 14 – FaST Instrument Panel Group	3-28	Fig. 48 – Rollout Battery Cylindrical Scrub Head Frame Group, 700 mm (28 in)	3-86
Fig. 15 – FaST Electrical Schematic (S/N 10404792–)	3-30	Fig. 49 – Rollout Battery Cylindrical Scrub Head Frame Group, 800 mm (32 in)	3-88
Fig. 16 – FaST Electrical Schematic (S/N 10167421–10404791)	3-31	Fig. 50 – Rollout Battery Case Group	3-90
Fig. 17 – FaST Wire Harness Group (S/N 10404792–)	3-32	Fig. 51 – Rollout Battery Extra Case Kit	3-92
Fig. 18 – FaST Wire Harness Group (S/N 10167421–10404791)	3-33	Fig. 52 – Rollout Battery Seat Support Group	3-94
Fig. 19 – FaST Label Group	3-35	Fig. 53 – Rollout Battery Scrub Head Lift Group	3-96
Fig. 20 – ec-H2O Module Mount Group	3-36	Fig. 54 – Rollout Battery Pack Kit	3-98
Fig. 21 – ec-H2O Solution Pump Group	3-38	Fig. 55 – Rollout Battery Cart Kit	3-100
Fig. 22 – ec-H2O Group, Disk Scrub Head	3-40	Fig. 56 – Rear Squeegee Group, 800 mm (32 in)	3-102
Fig. 23 – ec-H2O Group, Cylindrical Scrub Head, 700 mm (28 in)	3-42	Fig. 57 – Battery Kit, Wet, 244AH	3-104
Fig. 24 – ec-H2O Group, Cylindrical Scrub Head, 800 mm (32 in)	3-44	Fig. 58 – Battery Group, Maintenance Free, 180AH	3-105
Fig. 25 – ec-H2O Instrument Panel Group	3-46	Fig. 59 – Off-Board Battery Charger Group	3-106
Fig. 26 – ec-H2O Label Group	3-47	Fig. 60 – On-Board Battery Charger Group	3-107
Fig. 27 – ec-H2O Electrical Schematic	3-48	Fig. 61 – Flashing Light Kit	3-108
Fig. 28 – ec-H2O Wire Harness Group	3-49	Fig. 62 – Strobe Light Kit	3-110
Fig. 29 – ec-H2O Wire Harness Group, Jumper, Pump	3-50	Fig. 63 – Backup Alarm Kit	3-112
Fig. 30 – Power Wand Pump and Fittings Group	3-52	Fig. 64 – Fire Extinguisher Kit	3-114
Fig. 31 – Power Wand Mount Group	3-54	Fig. 65 – Positive Solution Control Drain Kit	3-115
Fig. 32 – Power Wand Hose Assembly	3-55	Fig. 66 – Positive Solution Control Drain Kit, ES (Extended Scrub)	3-116
Fig. 33 – Power Wand Assembly	3-56	Fig. 67 – Storage Bag Kit	3-117
Fig. 34 – Heavy Duty Vacuum Fan Kit	3-58	Fig. 68 – Documentation Group	3-118

Fig. 1 - Quick Mop Kit

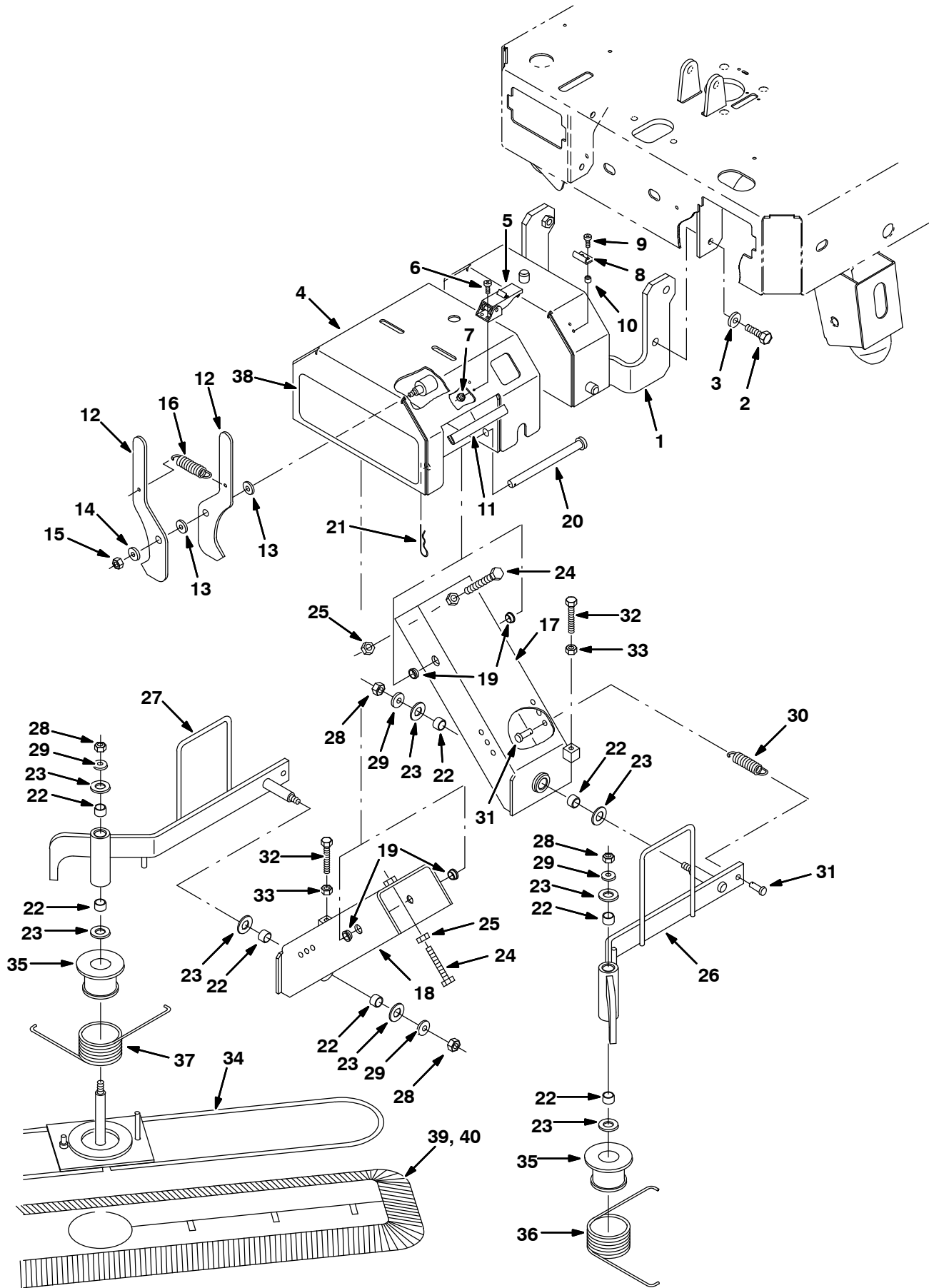


Fig. 1 – Quick Mop Kit

Ref.	Tennant Part No.	Description	Qty.
▽	391051	Kit, Ci, V-Mop	1
▲	1 391257	Bumper Wldt, V-Mop	1
▲	2 77347	Screw, Hex, M10 X 1.5 X 35, Ss	4
▲	3 01686	Washer, Flat, 0.44B 1.00D .08, Ss	4
▲	4 384287	Housing Wldt, Quick-Mop	1
▲	5 384418	Latch, Door	2
▲	6 49697	Screw, Pan, M04 X 0.7 X 10, Ss	4
▲	7 02850	Nut, Hex, Lock, M04 X 0.7, NI	4
▲	8 384419	Bracket, Keeper	2
▲	9 12323	Screw, Pan, M04 X 0.7 X 20, Ss	4
▲	10 65441	Spacer	4
▲	11 391287	Molding, Trim, Pvc, .08-.11 04.75l	2
▲	12 81542	Plate, Latch	2
▲	13 86860	Bearing, Thrust	2
▲	14 32491	Washer, Flt, .31 Std	1
▲	15 08709	Nut, Hex, Lock, M08 X 1.25,NI	1
▲	16 87816	Spring, Extn, 0.75od X 0.09wir, 2.5l	1
▲	17 81541	Channel Wldt, Lift, Lh	1
▲	18 81540	Channel Wldt, Lift, Rh	1
▲	19 15648	Bushing, Flng, 0.50b 0.59d 0.38l	4
▲	20 51225-1	Pin, Clevis, 0.50 D X 6.00l	2
▲	21 02942	Pin, Hair Cotter, 0.62 D .120 Wir	2
▲	22 07449	Bushing, Sleeve, 0.62b 0.72d 0.50l, Fgl	8
▲	23 64425	Washer, Thrust, 0.61b 1.25d .06, Fgl	8
▲	24 76438	Screw, Hex, M10 X 1.5 X 90, Fl	2
▲	25 39312	Nut, Hex, Std, M10 X 1.5	2
▲	26 81539	Arm Wldt, Lift, Mop, Lh	1
▲	27 81538	Arm Wldt, Lift, Mop, Rh	1
▲	28 41430	Nut, Hex, Lock, M10 X 1.5, NI	4
▲	29 32492	Washer, Flt, .38 Std	4
▲	30 15047	Spring, Extn, 0.62od X 0.08wir, 3.0l	2
▲	31 39019	Pin, Clevis, 0.37 D X 0.75l	4
▲	32 363976	Screw, Hex, M08 X 1.25 X 60, Fl	2
▲	33 39311	Nut, Hex, Std, M08 X 1.25	2
▲	34 81537	Frame Wldt, Mop, V	2
▲	35 83332	Spacer, Spring	2
▲	36 80317	Spring, Tors, 2.36id .18wir 07.5coil	1
▲	37 80318	Spring, Tors, 2.36id .18wir 07.5coil	1
▲	38 384265	Label, [Quick Mop]	1
▲	39 83347	Mop, Dust	2
	40 83348	Mop, Dust, Industrial	1

▽ ASSEMBLY

▲ INCLUDED IN ASSEMBLY

Fig. 2 - ES (Extended Scrub) Pump Group

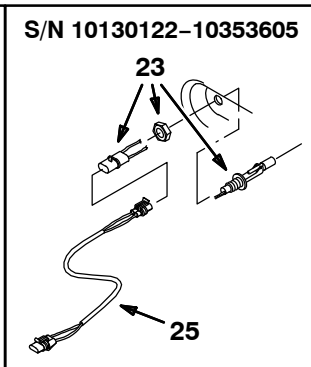
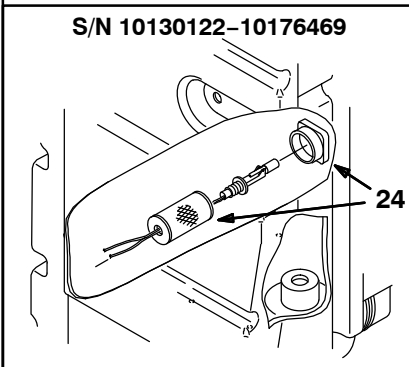
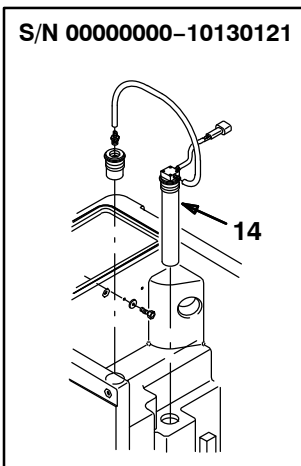
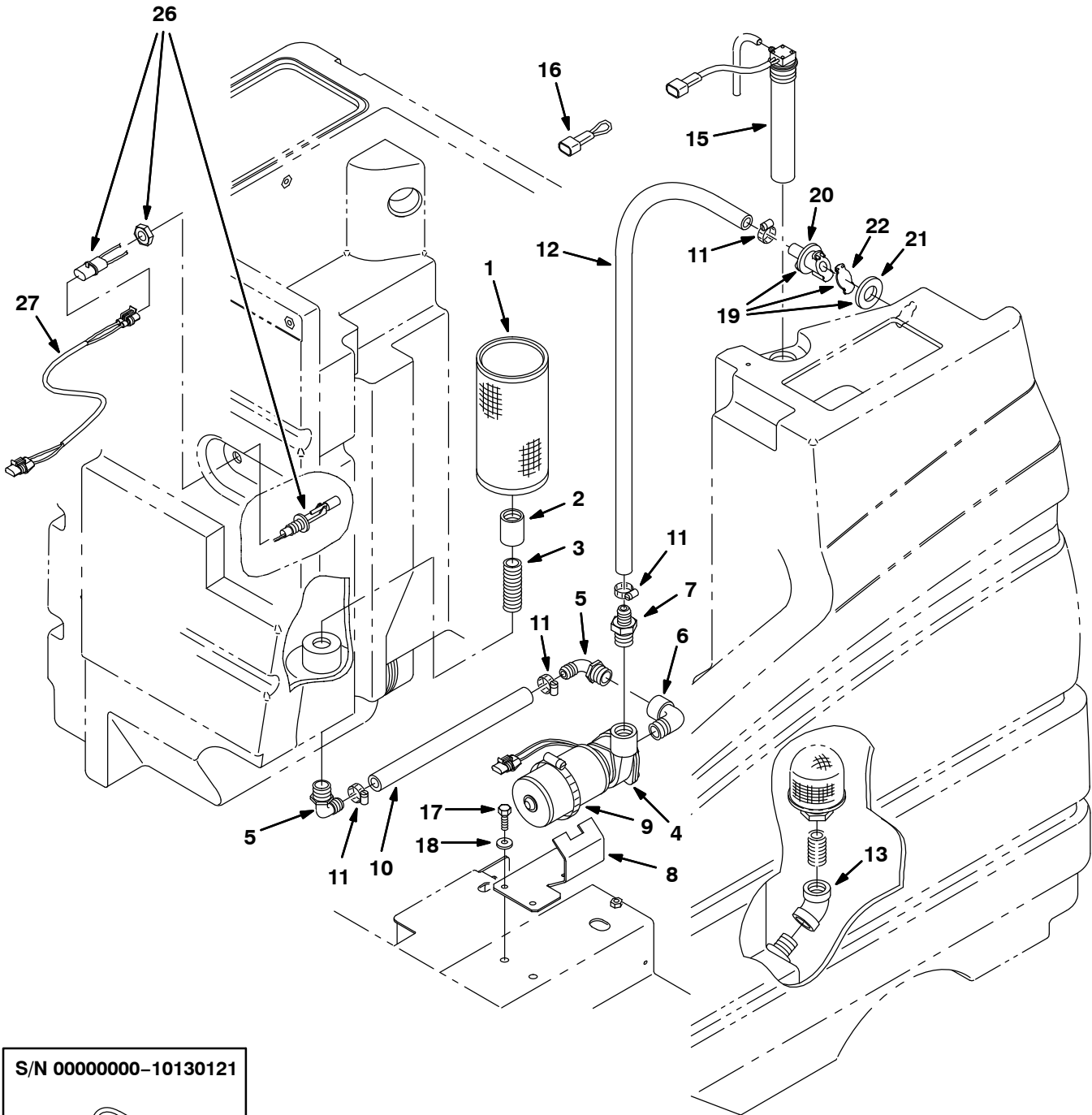


Fig. 2 – ES (Extended Scrub) Pump Group

Ref.	Tennant Part No.	Description	Qty.	
1	10573	Screen, Soltn, 20mesh, Dbl Cyl	1	
2	05134	Fitting, Plstc, Str, Pf12/Pf12	1	
3	385665	Fitting, Plstc, Str, Pm12/Pm12 03.0l	1	
4	369865	Pump, Solution, Impeller, 36vdc	1	
5	73468	Fitting, Plstc, E90, Bm10/Pm12	2	
6	69785	Fitting, Plstc, E90, Pm12/Pf12	1	
7	365095	Fitting, Plstc, Str, Bm10/Pm12	1	
8	391115	Bracket, Pump, Es	1	
9	17188	Clamp, Hose, Wormdrive, 1.62–3.50d	1	
10	390925	Hose, PVC, Brd, 0.62id 0.96od 13.0L (C460117)	8.00"	
11	63810	Clamp, Hose, Wormdrive, 0.56–1.06d	4	
12	390797	Hose, PVC, Brd, 0.62id 0.96od 36.0L (C460117)	36.00"	
13	10575	Fitting, Plstc, E45, Pf12/Pf12	1	
14	375427	① Switch Assy, Dual Press, 14" Tube	1	
15	375426	Switch Assy, Press, 3 Inch, 8" Tube	1	
16	390620	Harness, Jumper	1	
17	49826	Screw, Hex, M08 X 1.25 X 16, Ss, NI	2	
18	01685	Washer, Flt, .31 Ss	2	
▽	19	78842	Kit, Valve, Check	1
▲	20	78840	Valve, Check	1
▲	21	73342	Gasket, Check, Valve	1
▲	22	78841	Flapper, Valve	1
	23	222822	③ Sensor, Level, Liquid, 30w [Mag]	1
	24	N/A	② Strainer, Soltn, Switch Guard	1
	25	369766	③ Harness, Sensor, Jumper	1
	26	385685	④ Sensor, Level, Liq, 14vdc 01a .62–11	1
	27	1035054	④ Harness, Sensor, Jumper	1

① Serial number (00000000–10130121)

② Serial number (10130122–10176469)

③ Serial number (10130122–10353605)

④ Serial number (10353606–)

▽ ASSEMBLY

▲ INCLUDED IN ASSEMBLY

Fig. 3 - ES (Extended Scrub) Drain Group

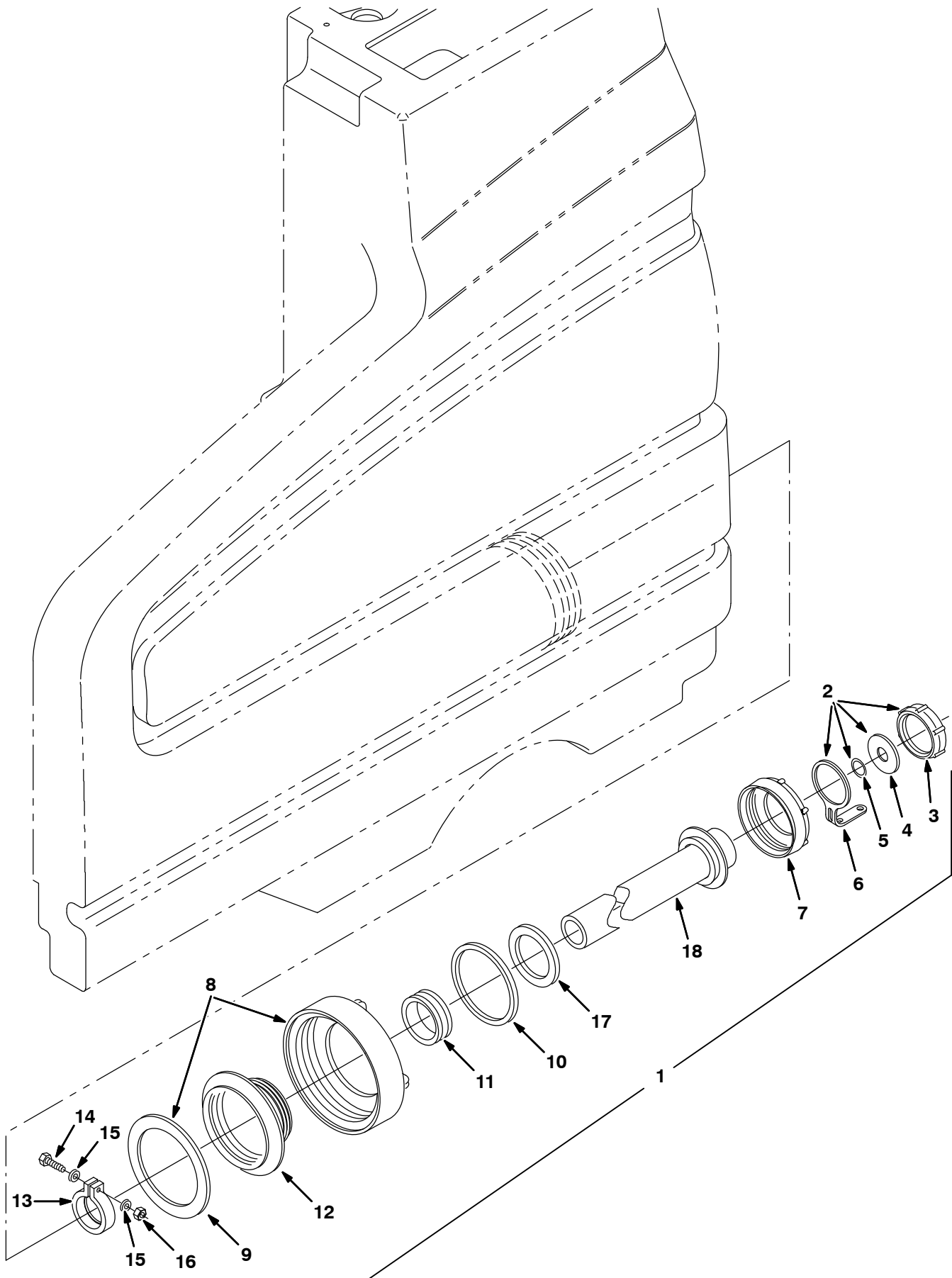


Fig. 3 - ES (Extended Scrub) Drain Group

	Ref.	Tennant Part No.	Description	Qty.
▽	1	391066	Hose Assy, Drain, Retractable	1
▲▽	2	32501	Kit, Cap, Drain	1
▲▲	3	32613	Cap, Tank, Drain, 2.25 Thread Pye	1
▲▲	4	32614	Gasket, Cap	1
▲▲	5	32669	Ring, Retaining, Ext, 0.75d, Ss	1
▲▲	6	32508	Strap	1
▲	7	14880	Cap, Tank, Drain, 3.85 Thread Pye	1
▲▽	8	24358	Cap, Tank	1
▲▲	9	375206	Gasket, Lid	1
▲	10	79320	Gasket, Cap, Drain	1
▲	11	41421	Seal	1
▲	12	14864	Cover, Insert	1
▲	13	41454	Clamp, Hose, Plstc, 1.60d X 0.62w	1
▲	14	12316	Screw, Hex, M05 X 0.8 X 25, Ss	1
▲	15	01683	Washer, Flt, #10 Ss	2
▲	16	09739	Nut, Hex, Lock, M05 X 0.8, NI, Ss	1
▲	17	41451	Gasket, Lid	1
▲	18	390884	Hose, Drain	1

▽ ASSEMBLY

▲ INCLUDED IN ASSEMBLY

Fig. 4 - FaST Detergent Supply Group (S/N 10404792-)

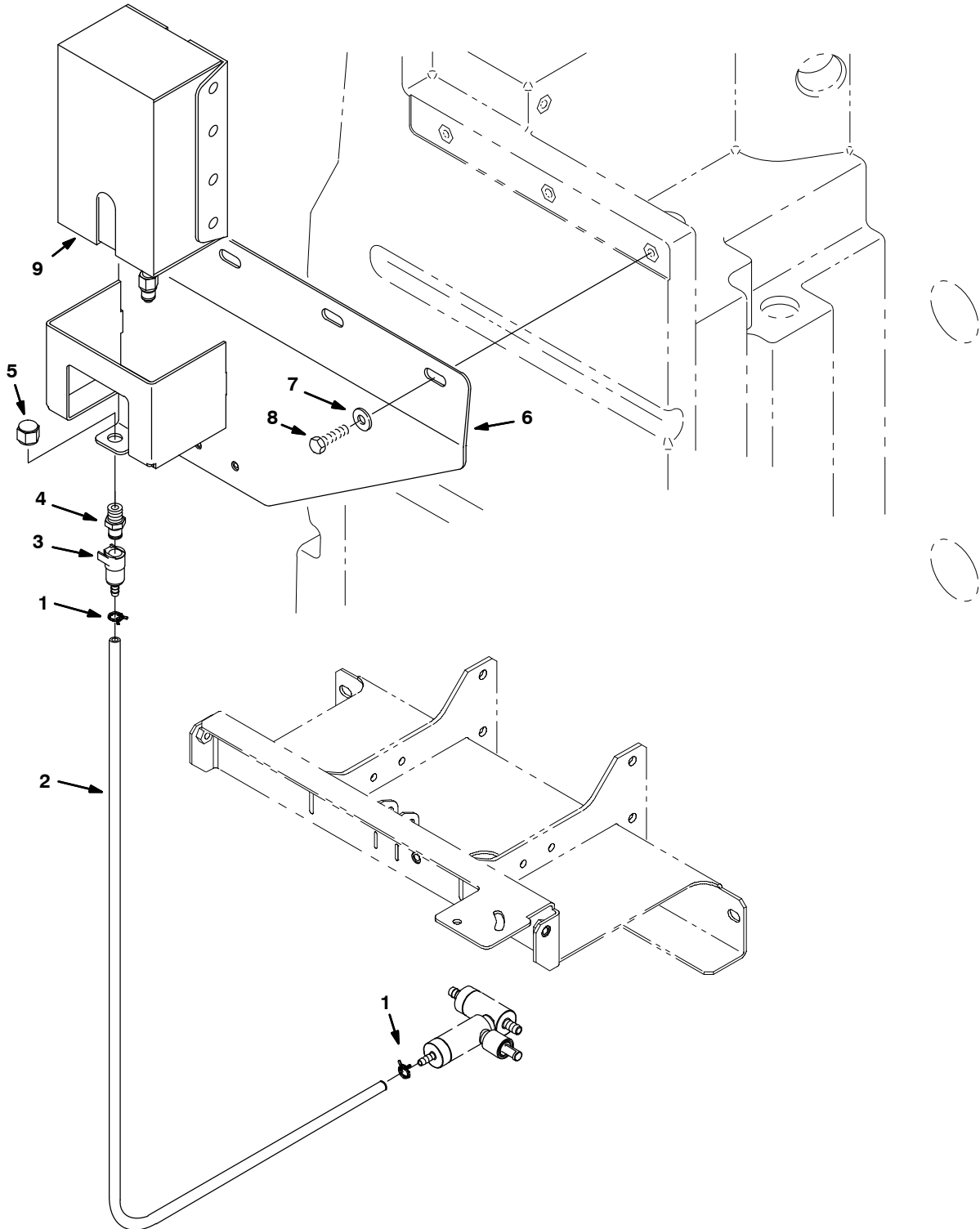


Fig. 4 – FaST Detergent Supply Group (S/N 10404792–)

Ref.	Tenant Part No.	Description	Qty.
1	613735	[4] Clamp, Hose .40 – .42 2 Wire	2
2	1014985	[4] Hose, Afmkt, Pvc, Clr 0.25id 08Ft (C460126)	4.000'
3	1002898	[4] Coupling, Fem, W/ Valve, .25 Brb	1
4	1002899	[4] Coupling, Mal, .25 Npt	1
5	1005435	[4] Fitting, Plstc, Cap, Pf04	1
6	1012831	[4] Bracket Wldt, Box Detgt	1
7	01685	[4] Washer, Flt, .31 Ss	3
8	15675	[4] Screw, Hex, M08 X 1.25 X 20, Ss	3
9	1017015	[4] Fast 365 2 Ltr, Detergent	–
9	1017022	[4] Fast 665 2 Ltr, Detergent	–
9	9002021	[4] Fast 965 2 Ltr, Detergent	–

[4] Serial number (10404792–)

OPTIONS

Fig. 5 – FaST Air Pump and Detergent Group (S/N 10167421–10404791)

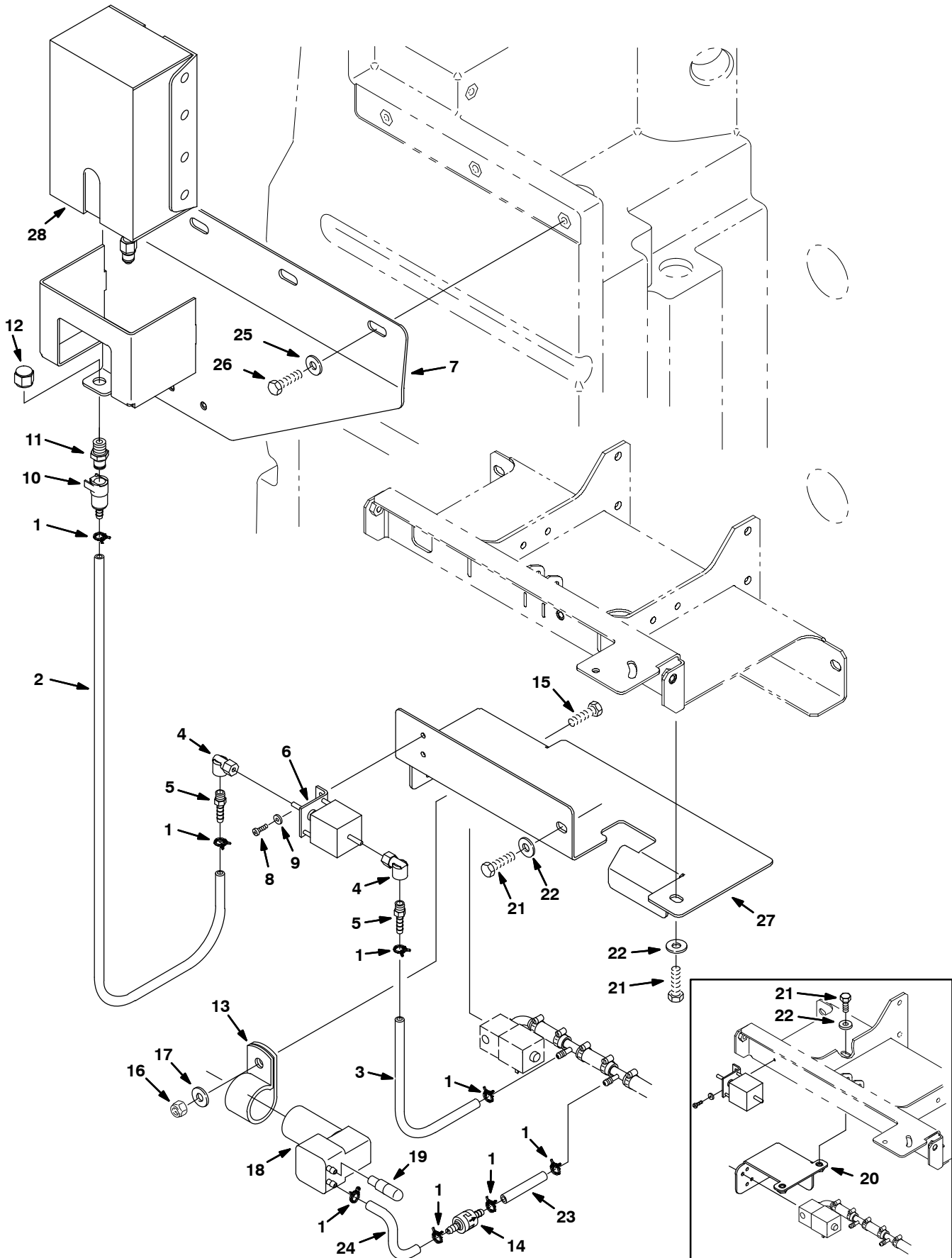


Fig. 5 – FaST Air Pump and Detergent Group (S/N 10167421–10404791)

Ref.	Tennant Part No.	Description	Qty.
1	613735	① Clamp, Hose .40 – .42 2 Wire	8
2	1006415	① Hose, Afmkt, Pvc, Clr 0.25id 03ft (C460126)	3.000'
3	613727	① Hose, .25id X 12" Pvc (C460126)	0.540'
4	1014082	① Fitting, Brs, E90, Cf03/Pf02	2
5	150525	① Fitting, Brs, Str, Pm02/Bm04	2
6	1013789	① Pump, Detgt [560s]	1
7	1012831	① Bracket Wldt, Box Detgt	1
8	06927	① Screw, Pan, M4 X 0.7 X 16, 4.8	2
9	19064	① Washer, Flat, #06	2
10	1002898	① Coupling, Fem, W/ Valve, .25 Brb	1
11	1002899	① Coupling, Mal, .25 Npt	1
12	1005435	① Fitting, Plstc, Cap, Pf04	1
13	53466	① Clamp, Cable, Stl, 1.50d X 1.00w, 1h	1
14	1013902	① Valve, Check, 2 Gpm 2 Psi Bm04/Bm04	1
15	09010	① Screw, Hex, M8 X 1.25 X 25, Ss	1
16	08713	① Nut, Hex, Lock, M 8 X 1.25, NI, Ss	1
17	01685	① Washer, Flat, 0.31 Ss	1
▽ 18	1008211	① Pump, Air, Ele, 36vdc	1
▲	391449	① Kit, Repair, Diaphragm, Air Compressor	1
19	1005255	① Filter Assy, Air, Molded Ure	1
20	1013736	② Bracket, Mtg, Pump	1
21	09740	① Screw, Hex, M8 X 1.25 X 20, Ss	3
22	01685	① Washer, Flat, 0.31 Ss	3
23	613727	① Hose, .25id X 12" Pvc (C460126)	0.440'
24	613727	① Hose, .25id X 12" Pvc (C460126)	0.104'
25	01685	① Washer, Flt, .31 Ss	3
26	15675	① Screw, Hex, M08 X 1.25 X 20, Ss	3
27	1015365	③ Bracket, Mtg, Pump	1
28	1017015	① Fast 365 2 Ltr, Detergent	–
28	1017022	① Fast 665 2 Ltr, Detergent	–
28	9002021	① Fast 965 2 Ltr, Detergent	–

① Serial number (10167421–10404791)

② Serial number (10167421–10179104)

③ Serial number (10179105–10404791)

▽ ASSEMBLY

▲ INCLUDED IN ASSEMBLY

Fig. 6 - FaST Solution Pump and Injector Group (S/N 10404792-)

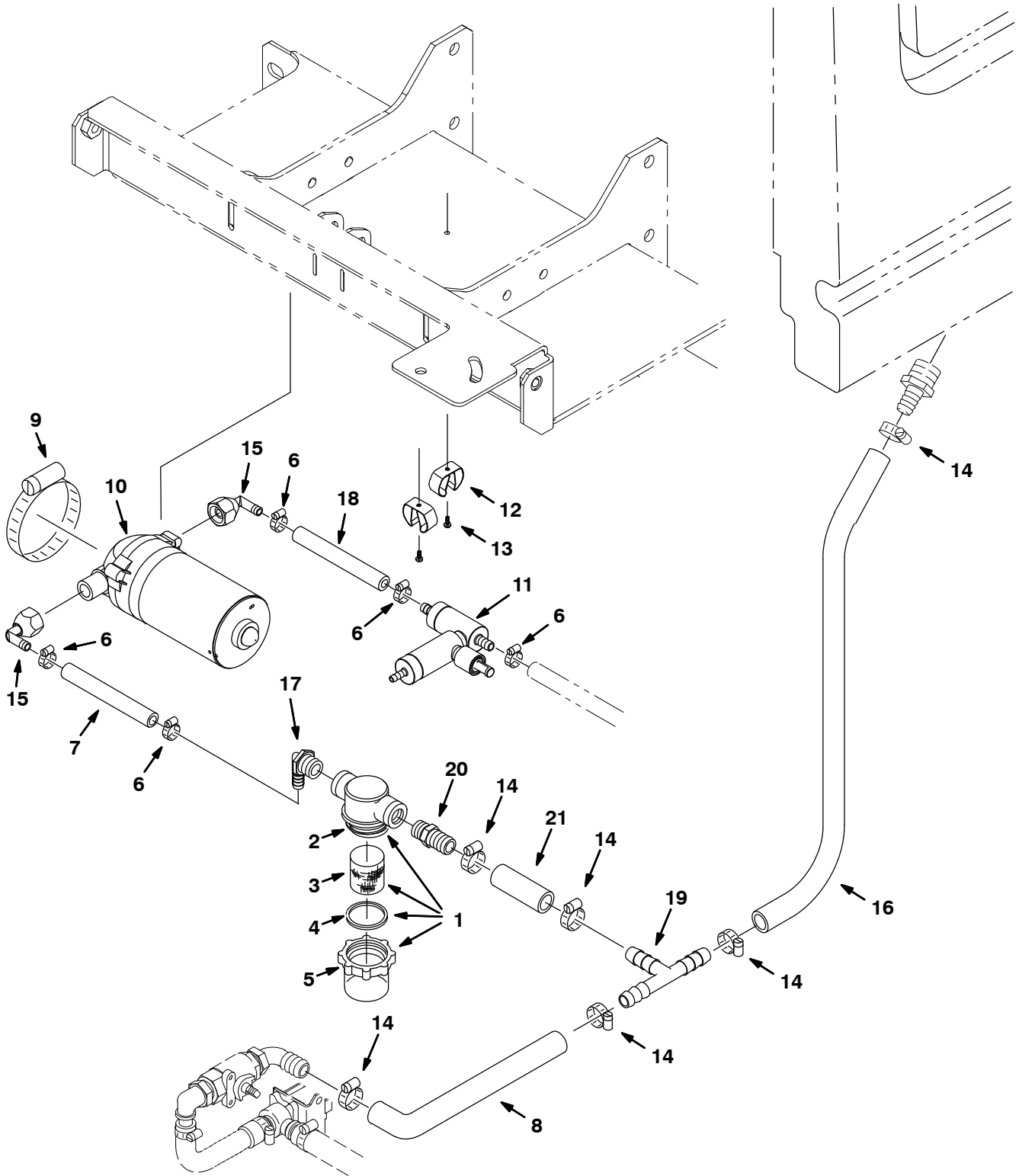


Fig. 6 – FaST Solution Pump and Injector Group (S/N 10404792–)

	Ref.	Tennant Part No.		Description	Qty.
▽	1	1005302	④	Filter, Inline, Pf06/Pf06, 80 Mesh	1
▲	2	613993	④	Housing, Top	1
▲	3	1005304	④	Screen, Fltr, 80 Mesh	1
▲	4	613992	④	Gasket	1
▲	5	613991	④	Bowl, Clr, Short	1
	6	43844	④	Clamp, Hose, Wormdrive, 0.25–0.62d	5
	7	1014971	④	Hose, Afmkt, Pvc, Brd, 0.38id 01Ft (376720)	3.50"
	8	1015025	④	Hose Afmkt, Pvc, Brd, 0.62id 02Ft (C460117)	20.5"
	9	17188	④	Clamp, Hose, Wormdrive, 1.62–3.50d	1
	10	1037108	④	Pump, Soltn, Ele, 36Vdc, 60Psi (Packard)	1
	11	9006003	④	FaST Kit, Injector Ci [FaST II+] (See Breakdowns)	1
	12	573073	④	Clip, Grip, Hose, 1.00–1.50, Stl, PL	2
	13	16944	④	Screw, Hex, M4 X 0.70 X 10, FMG	2
	14	63810	④	Clamp, Hose, Wormdrive, 0.56–1.06d	6
	15	611010	④	Fitting, Plstc, E90, Bm06/Pf08, Swivel	2
	16	1015033	④	Hose, Afmkt, Pvc, Brd, 0.62id 01Ft (C460117)	5.50"
	17	150412	④	Fitting, Plstc, E90, Bm08/Pm06	1
	18	1014971	④	Hose, Afmkt, Pvc, Brd, 0.38id 01Ft (376720)	6.50"
	19	16356	④	Fitting, Plstc, Tee, Bm10/Bm10/Bm10	1
	20	1013900	④	Fitting, Plstc, Str, Bm10/Pm06, Nyl	1
	21	1015033	④	Hose, Afmkt, Pvc, Brd, 0.62id 01Ft (C460117)	11.00"

④ Serial number (10404792–)

▽ ASSEMBLY

▲ INCLUDED IN ASSEMBLY

Fig. 7 – FaST Solution Pump Group (S/N 10167421–10404791)

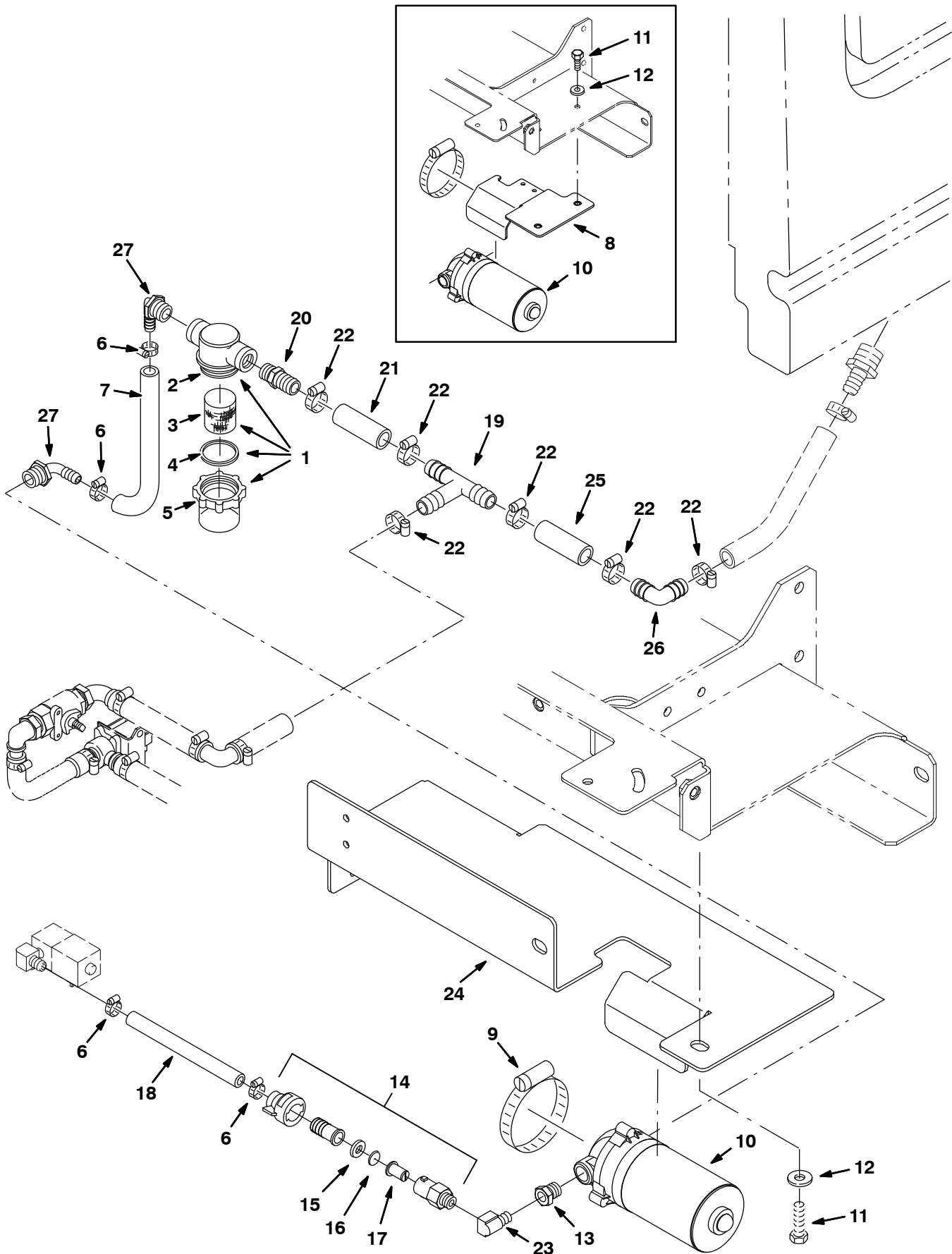


Fig. 7 – FaST Solution Pump Group (S/N 10167421–10404791)

	Ref.	Tennant Part No.	Description	Qty.
▽	1	1005302	① Filter, Inline, Pf06/Pf06, 80 Mesh	1
▲	2	613993	① Housing, Top	1
▲	3	1005304	① Screen, Fltr, 80 Mesh	1
▲	4	613992	① Gasket	1
▲	5	613991	① Bowl, Clr, Short	1
	6	54333	① Clamp, Hose, Wormdrive, 0.31–0.88d	4
	7	1011521	① Hose, Afmkt Pvc, Brd 0.50id X 2 Ft (376716)	1.750'
	8	1012340	② Bracket, Pump, Soltn	1
	9	17188	① Clamp, Hose, Wormdrive, 1.62–3.50d	1
	10	1005866	① Pump, Soltn, Ele, 36vdc	1
	11	09740	① Screw, Hex, M8 X 1.25 X 20, Ss	2
	12	01685	① Washer, Flat, 0.31 Ss	2
	13	150006	① Fitting, Brs, Str, Pm04/Pm06, Bshg	1
▽	14	1014675	① Fitting Assy, Cap, 0.045b, Pm04/Bm08	1
▲	15	1005508	① Washer, Flat, .34b .75d .12, Viton	1
▲	16	1014011	① Plate, Orifice, 0.045id	1
▲	17	1006447	① Screen, 50 Mesh, Ss	1
	18	1011403	① Hose, Afmkt Pvc, Brd 0.50id X 1 Ft (376716)	0.590'
	19	16356	① Fitting, Plstc, Tee, Bm10/Bm10/Bm10	1
	20	1013900	① Fitting, Plstc, Str, Bm10/Pm06, Nyl	1
	21	1015033	① Hose, Afmkt, Pvc, Brd, 0.62id 01Ft (C460117)	0.250'
	22	63810	① Clamp, Hose, Wormdrive, 0.56–1.06d	6
	23	27048	① Fitting, Brs, E90, Pm04/Pf04	1
	24	1015365	③ Bracket, Mtg, Pump Assy	1
	25	1015033	① Hose, Afmkt, Pvc, Brd, 0.62id 01Ft (C460117)	0.416'
	26	391365	① Fitting, Plstc, E90, Bm10/Bm10	1
	27	64778	① Fitting, Plstc, E90, Bm08/Pm06	2

① Serial number (10167421–10404791)

② Serial number (10167421–10179104)

③ Serial number (10179105–10404791)

▽ ASSEMBLY

▲ INCLUDED IN ASSEMBLY

Fig. 8 – FaST Foam Delivery Group, Disk Scrub Head (S/N 1040792-)

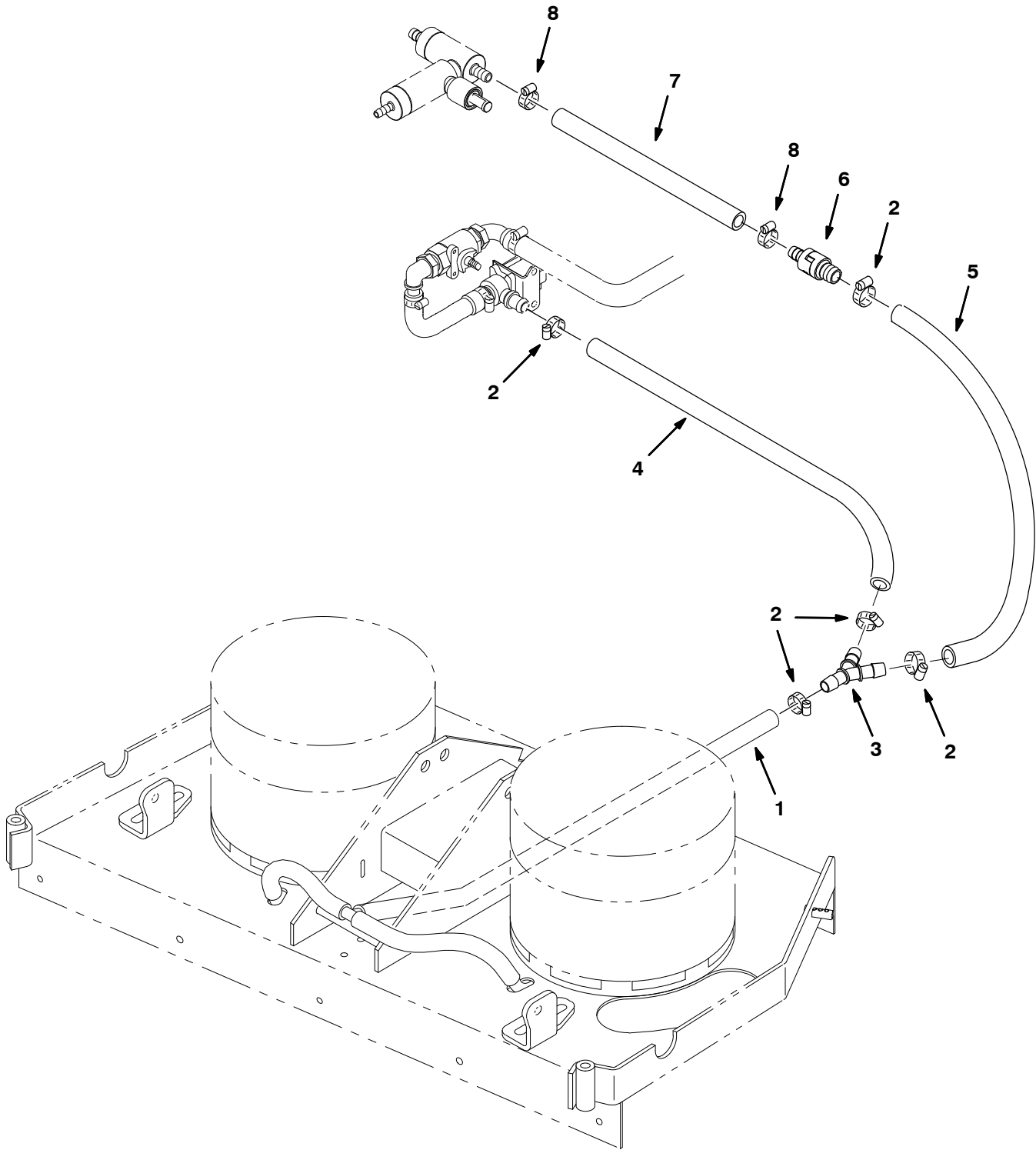


Fig. 8 – FaST Foam Delivery Group, Disk Scrub Head (S/N 10404792–)

Ref.	Tennant Part No.	Description	Qty.
1	1011521	<input type="checkbox"/> Hose, Afmkt, Pvc, Brd, 0.50id 02Ft (376716)	14.0"
2	54333	<input type="checkbox"/> Clamp, Hose, Wormdrive, 0.31–0.88d	5
3	1010668	<input type="checkbox"/> Fitting, Plstc, Y, Bm08/Bm08/Bm08 Nyl	1
4	1011521	<input type="checkbox"/> Hose, Afmkt, Pvc, Brd, 0.50id 02Ft (376716)	14.0"
5	1011403	<input type="checkbox"/> Hose, Afmkt, Pvc, Brd, 0.50id 01Ft (376716)	6.00"
6	1043317	<input type="checkbox"/> Valve, Check, 0015Psi Bm06/Bm08	1
7	1014971	<input type="checkbox"/> Hose Afmkt, Pvc, Brd, 0.38id 01Ft (376720)	10.0"
8	43844	<input type="checkbox"/> Clamp, Hose, Wormdrive, 0.25–0.62d	2

Serial number (10404792–)

OPTIONS

Fig. 9 - FaST Foam Filter Group, Disk Scrub Head (S/N 10167421-10404791)

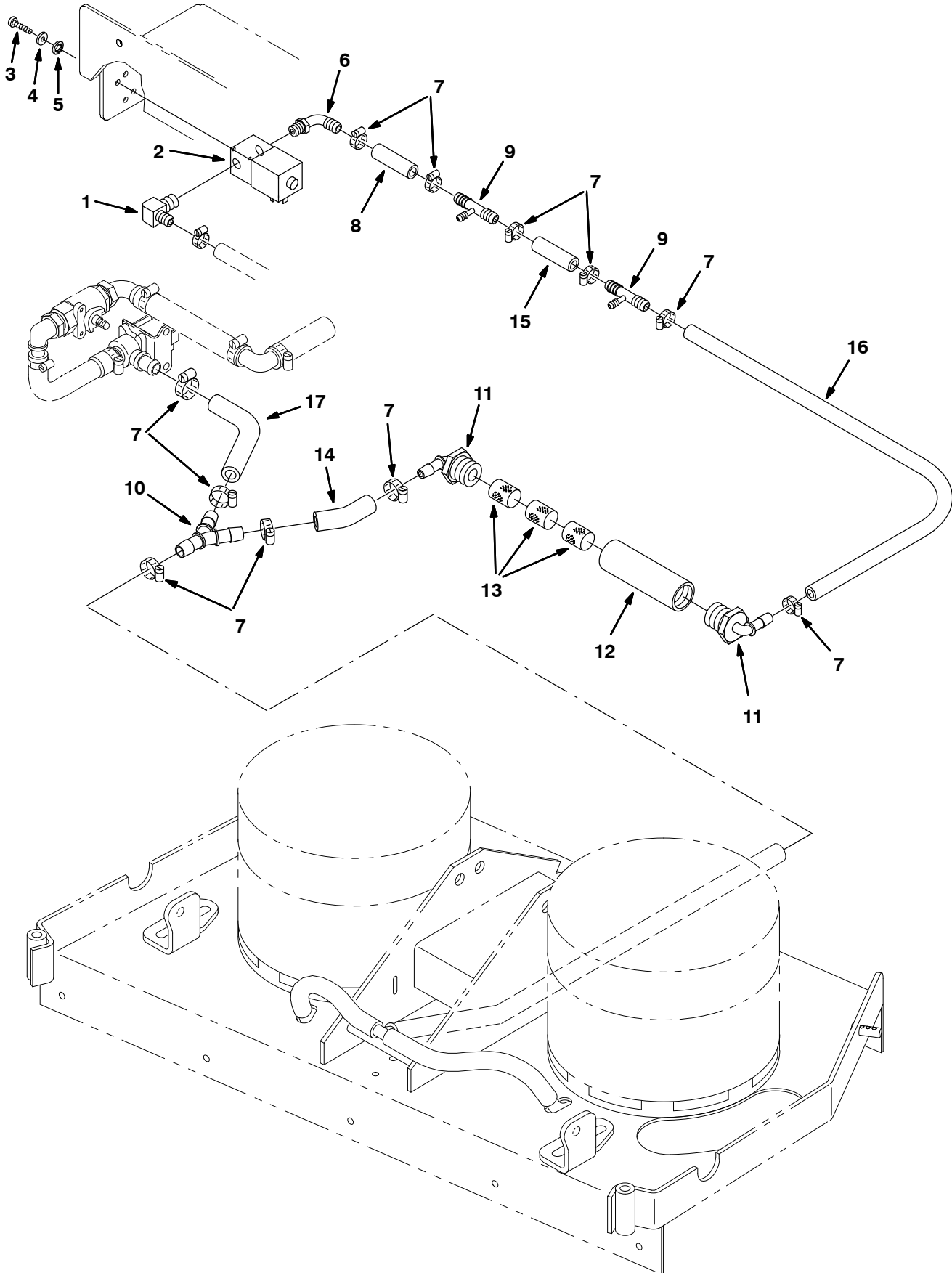


Fig. 9 – FaST Foam Filter Group, Disk Scrub Head (S/N 10167421–10404791)

Ref.	Tennant Part No.	Description	Qty.
1	1010836	① Fitting, Brs, E90, Pm04/Bm08	1
2	1028579	① Valve, Water, Sol , 36vdc 02pf	1
3	06932	① Screw, Pan, M5 X 0.8 X 10, 4.8	2
4	19324	① Washer, Flat, #10 Sae	2
5	32980	① Washer, Lock, Int, #10	2
6	1010713	① Fitting, Plstc, E90, Bm08/Pm04	1
7	54333	① Clamp, Hose, Wormdrive, 0.31–0.88d	10
8	1011403	① Hose, Afmkt Pvc, Brd 0.50id X 1 Ft (376716)	0.250'
9	1010684	① Fitting, Plstc, Tee, Bm08/Bm04/Bm08	2
10	1010668	① Fitting, Plstc, Y, Bm08/Bm08/Bm08 Nyl	1
11	1005552	① Fitting, Plstc, E90, Bm08/Pm12	2
12	1005086	① Tube, Pvc, Shc80, Clear, 4.0l	1
13	1002789	① Filter, Foam	3
14	1015033	① Hose, Afmkt Pvc, Brd 0.62id X 1 Ft (C460117)	0.250'
15	1011403	① Hose, Afmkt Pvc, Brd 0.50id X 1 Ft (376716)	0.500'
16	1011521	① Hose, Afmkt Pvc, Brd 0.50id X 2 Ft (376716)	1.420'
17	1015033	① Hose, Afmkt Pvc, Brd 0.62id X 1 Ft (C460117)	1.000'

① Serial number (10167421–10404791)

OPTIONS

Fig. 10 – FaST Foam Delivery Group, Cylindrical Scrub Head, 700 mm (28 in) (S/N 10404792–)

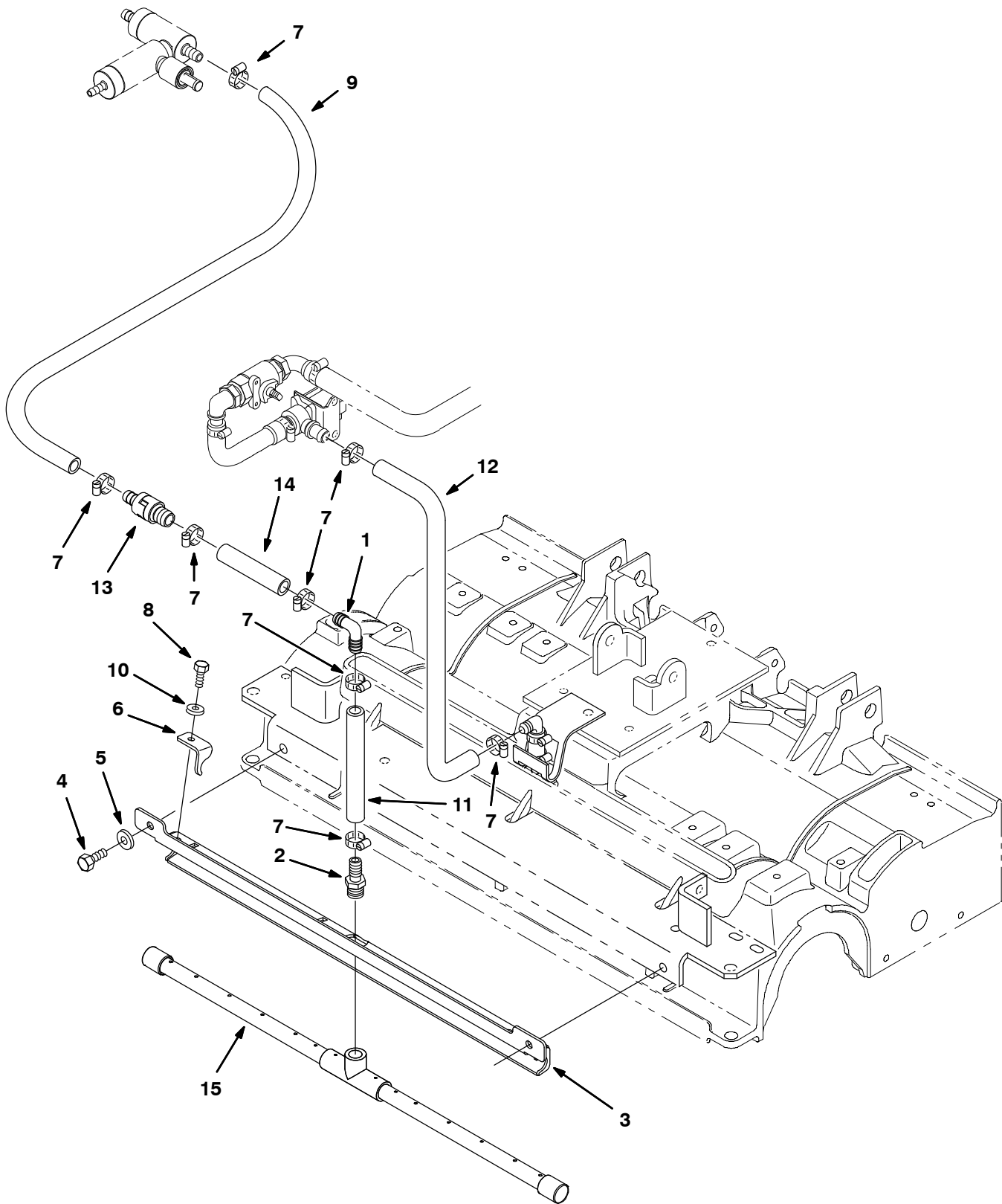


Fig. 10 – FaST Foam Delivery Group, Cylindrical Scrub Head, 700 mm (28 in) (S/N 10404792–)

Ref.	Tennant Part No.	Description	Qty.
1	63987-1	[2] Fitting, Plstc, E90, Bm08/Bm08	1
2	64743	[2] Fitting, Plstc, Str, Bm08/Pm06	1
3	1014993	[2] Bracket Wldt, Bar, Spray, 700mm [7100]	1
4	12273	[2] Screw, Hex, M8 X 1.25 X 20, Ss, NI	2
5	01685	[2] Washer, Flat, 0.31 Ss	2
6	1014673	[2] Bracket, Bar, Spray	3
7	54333	[2] Clamp, Hose, Wormdrive, 0.31-0.88d	8
8	11635	[2] Screw, Hex, M6 X 1.0 X 12, Ss, NI	3
9	1006400	[2] Hose, Afmkt, Pvc, Brd, 0.38id 03Ft (376720)	28.0"
10	01684	[2] Washer, Flat, 0.25 Ss	3
11	1011403	[2] Hose, Afmkt, Pvc, Brd, 0.50id 01Ft (376716)	0.460'
12	1006401	[2] Hose, Afmkt, Pvc, Brd, 0.50id 03Ft (376716)	27.0"
13	1043317	[2] Valve, Check, 0015Psi Bm06/Bm08	1
14	1011403	[2] Hose, Afmkt, Pvc, Brd, 0.50id 01Ft (376716)	1.8"
15	1014791	[2] Tube Assy, Bar, Spray 700mm [7100]	1

[2] Serial number (10404792–)

OPTIONS

Fig. 11 - FaST Foam Filter Group, Cylindrical Scrub Head, 700 mm (28 in) (S/N 10167421-10404791)

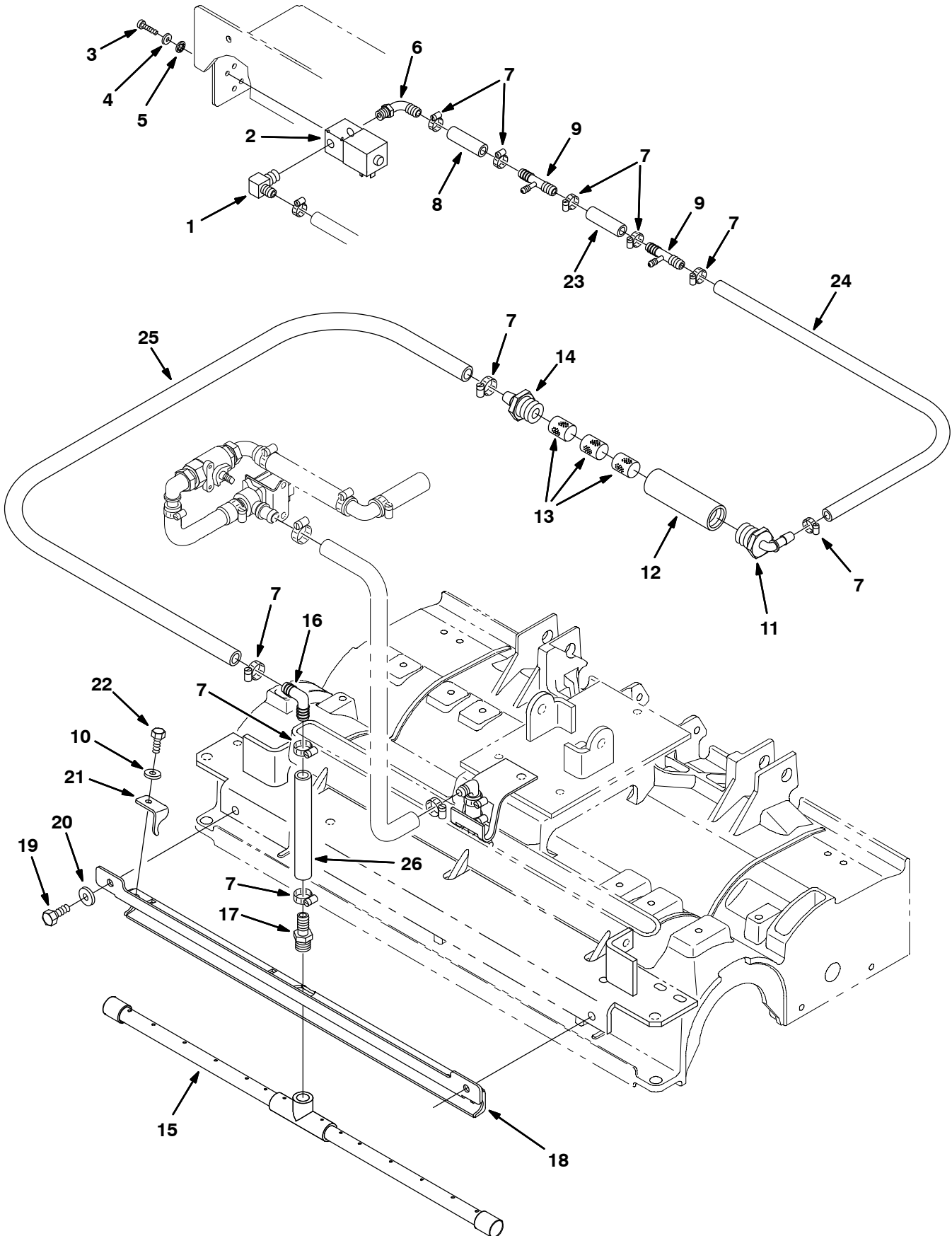


Fig. 11 – FaST Foam Filter Group, Cylindrical Scrub Head, 700 mm (28 in) (S/N 10167421–10404791)

Ref.	Tennant Part No.	Description	Qty.
1	1010836	① Fitting, Brs, E90, Pm04/Bm08	1
2	1028579	① Valve, Water, Sol , 36vdc 02pf	1
3	06932	① Screw, Pan, M5 X 0.8 X 10, 4.8	2
4	19324	① Washer, Flat, #10 Sae	2
5	32980	① Washer, Lock, Int, #10	2
6	1010713	① Fitting, Plstc, E90, Bm08/Pm04	1
7	54333	① Clamp, Hose, Wormdrive, 0.31–0.88d	10
8	1011403	① Hose, Afmkt Pvc, Brd 0.50id X 1 Ft (376716)	0.250'
9	1010684	① Fitting, Plstc, Tee, Bm08/Bm04/Bm08	2
10	01684	① Washer, Flat, 0.25 Ss	3
11	1005552	① Fitting, Plstc, E90, Bm08/Pm12	1
12	1005086	① Tube, Pvc, Shc80, Clear, 4.0l	1
13	1002789	① Filter, Foam	3
14	79273–1	① Fitting, Plstc, Str, Bm08/Pm12	1
15	1014791	① Tube Assy, Bar, Spray 700mm [7100]	1
16	63987–1	① Fitting, Plstc, E90, Bm08/Bm08	1
17	64743	① Fitting, Plstc, Str, Bm08/Pm06	1
18	1014993	① Bracket Wldt, Bar, Spray, 700mm [7100]	1
19	12273	① Screw, Hex, M8 X 1.25 X 20, Ss, NI	2
20	01685	① Washer, Flat, 0.31 Ss	2
21	1014673	① Bracket, Bar, Spray	3
22	11635	① Screw, Hex, M6 X 1.0 X 12, Ss, NI	3
23	1011403	① Hose, Afmkt Pvc, Brd 0.50id X 1 Ft (376716)	0.500'
24	1011521	① Hose, Afmkt Pvc, Brd 0.50id X 2 Ft (376716)	1.420'
25	1011521	① Hose, Afmkt Pvc, Brd 0.50id X 2 Ft (376716)	1.080'
26	1011403	① Hose, Afmkt Pvc, Brd 0.50id X 1 Ft (376716)	0.460'

① Serial number (10167421–10404791)

OPTIONS

Fig. 12 – FaST Foam Delivery Group, Cylindrical Scrub Head, 800 mm (32 in) (S/N 10404792–)

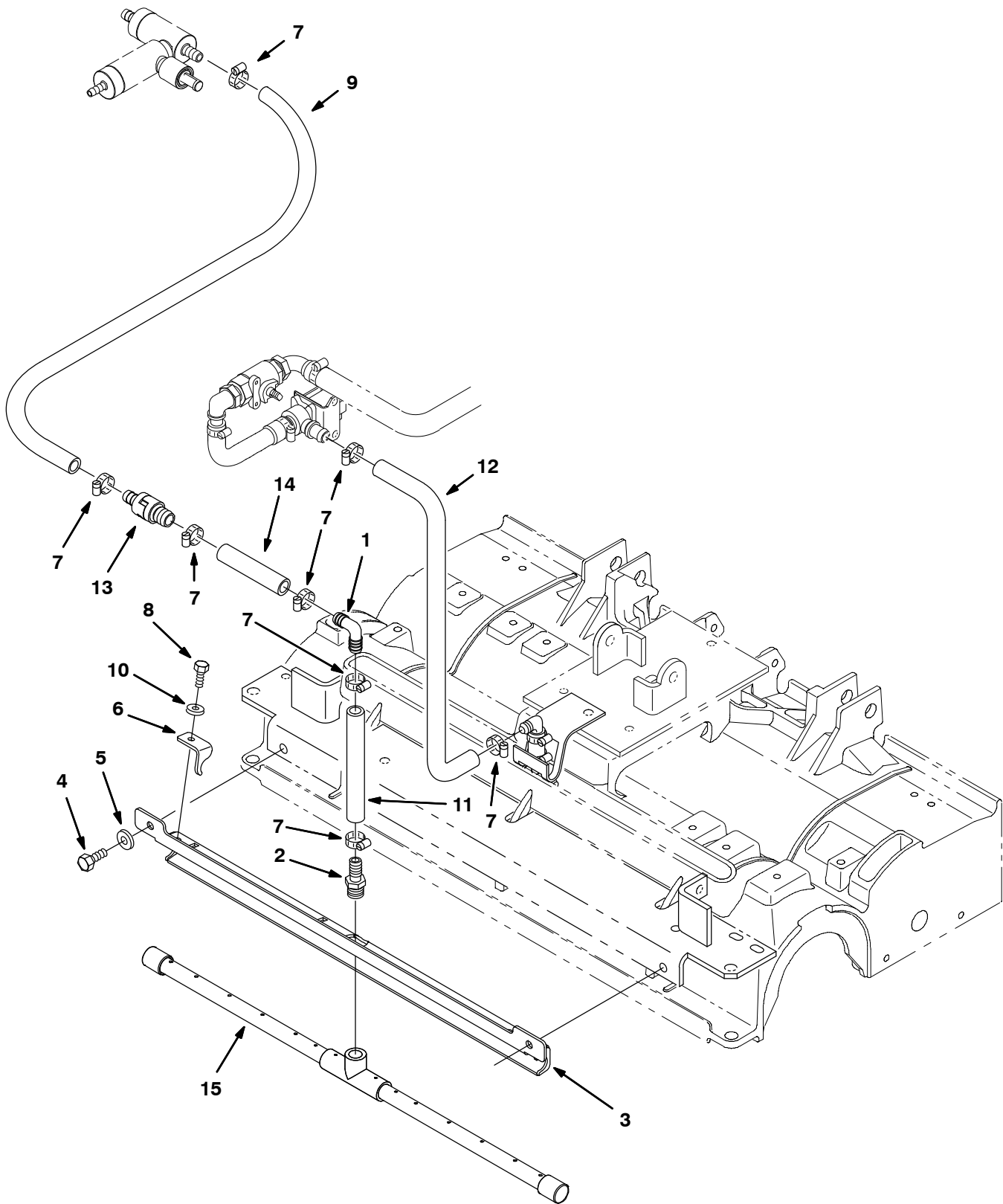


Fig. 12 – FaST Foam Delivery Group, Cylindrical Scrub Head, 800 mm (32 in) (S/N 10404792–)

Ref.	Tennant Part No.	Description	Qty.
1	63987-1	[2] Fitting, Plstc, E90, Bm08/Bm08	1
2	64743	[2] Fitting, Plstc, Str, Bm08/Pm06	1
3	1014957	[2] Bracket Wldt, Bar, Spray, 800mm [7100]	1
4	12273	[2] Screw, Hex, M8 X 1.25 X 20, Ss, NI	2
5	01685	[2] Washer, Flat, 0.31 Ss	2
6	1014673	[2] Bracket, Bar, Spray	3
7	54333	[2] Clamp, Hose, Wormdrive, 0.31-0.88d	8
8	11635	[2] Screw, Hex, M6 X 1.0 X 12, Ss, NI	3
9	1006400	[2] Hose, Afmkt, Pvc, Brd, 0.38id 03Ft (376720)	28.0"
10	01684	[2] Washer, Flat, 0.25 Ss	3
11	1011403	[2] Hose, Afmkt, Pvc, Brd, 0.50id 01Ft (376716)	0.460'
12	1006401	[2] Hose, Afmkt, Pvc, Brd, 0.50id 03Ft (376716)	27.0"
13	1043317	[2] Valve, Check, 0015Psi Bm06/Bm08	1
14	1011403	[2] Hose, Afmkt, Pvc, Brd, 0.50id 01Ft (376716)	1.8"
15	1014791	[2] Tube Assy, Bar, Spray 700mm [7100]	1

[2] Serial number (10404792–)

OPTIONS

Fig. 13 – FaST Foam Filter Group, Cylindrical Scrub Head, 800 mm (32 in) (S/N 10167421–10404791)

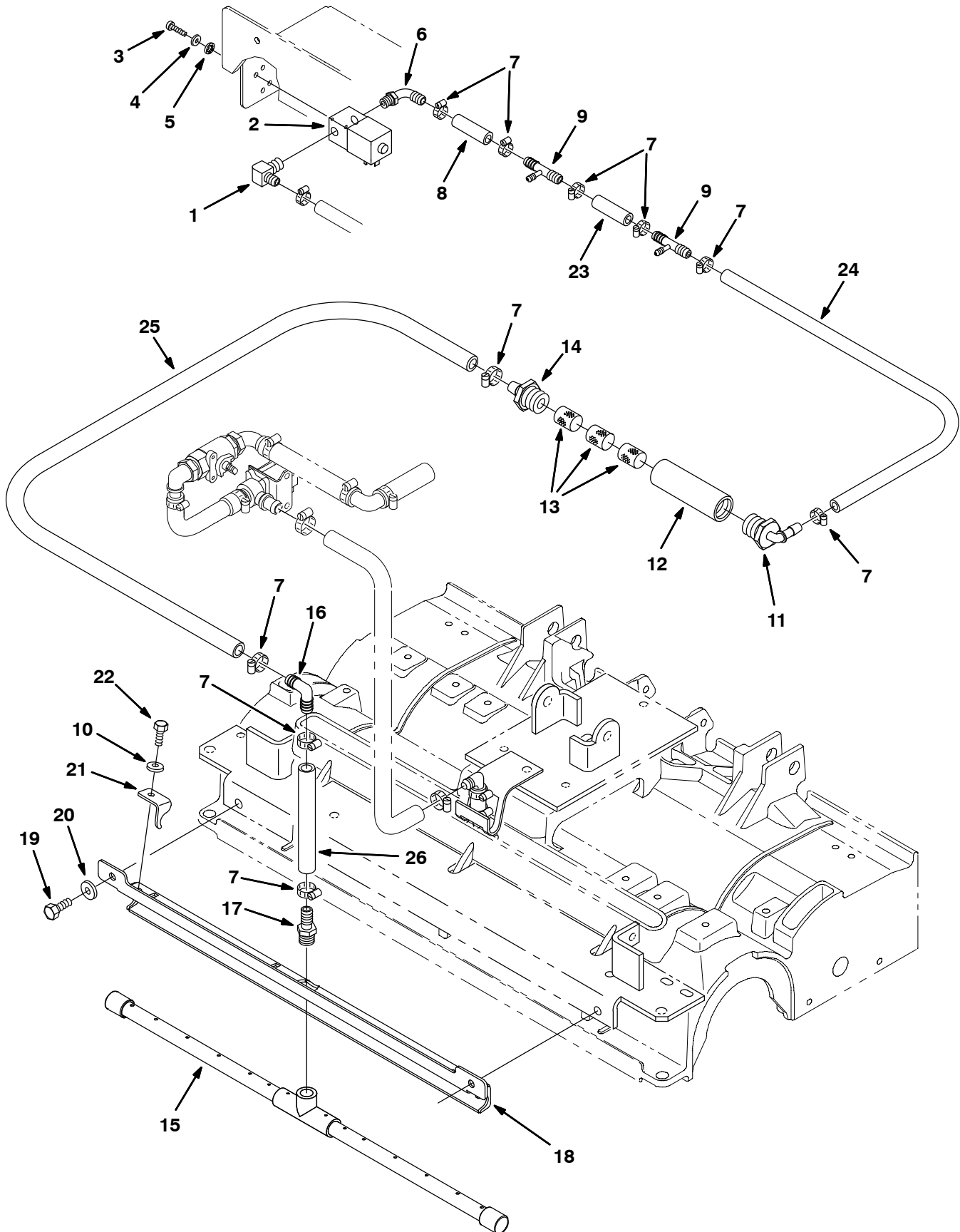


Fig. 13 – FaST Foam Filter Group, Cylindrical Scrub Head, 800 mm (32 in) (S/N 10167421–10404791)

Ref.	Tennant Part No.	Description	Qty.
1	1010836	[1] Fitting, Brs, E90, Pm04/Bm08	1
2	1028579	[1] Valve, Water, Sol , 36vdc 02pf	1
3	06932	[1] Screw, Pan, M5 X 0.8 X 10, 4.8	2
4	19324	[1] Washer, Flat, #10 Sae	2
5	32980	[1] Washer, Lock, Int, #10	2
6	1010713	[1] Fitting, Plstc, E90, Bm08/Pm04	1
7	54333	[1] Clamp, Hose, Wormdrive, 0.31–0.88d	10
8	1011403	[1] Hose, Afmkt Pvc, Brd 0.50id X 1 Ft (376716)	0.250'
9	1010684	[1] Fitting, Plstc, Tee, Bm08/Bm04/Bm08	2
10	01684	[1] Washer, Flat, 0.25 Ss	3
11	1005552	[1] Fitting, Plstc, E90, Bm08/Pm12	1
12	1005086	[1] Tube, Pvc, Shc80, Clear, 4.0l	1
13	1002789	[1] Filter, Foam	3
14	79273–1	[1] Fitting, Plstc, Str, Bm08/Pm12	1
15	1013079	[1] Tube Assy, Spray, Cyl 800mm [7100]	1
16	63987–1	[1] Fitting, Plstc, E90, Bm08/Bm08	1
17	64743	[1] Fitting, Plstc, Str, Bm08/Pm06	1
18	1014957	[1] Bracket Wldt, Bar, Spray, 800mm [7100]	1
19	12273	[1] Screw, Hex, M8 X 1.25 X 20, Ss, NI	2
20	01685	[1] Washer, Flat, 0.31 Ss	2
21	1014673	[1] Bracket, Bar, Spray	3
22	11635	[1] Screw, Hex, M6 X 1.0 X 12, Ss, NI	3
23	1011403	[1] Hose, Afmkt Pvc, Brd 0.50id X 1 Ft (376716)	0.500'
24	1011521	[1] Hose, Afmkt Pvc, Brd 0.50id X 2 Ft (376716)	1.420'
25	1011521	[1] Hose, Afmkt Pvc, Brd 0.50id X 2 Ft (376716)	1.080'
26	1011403	[1] Hose, Afmkt Pvc, Brd 0.50id X 1 Ft (376716)	0.460'

[1] Serial number (10167421–10404791)

Fig. 14 – FaST Instrument Panel Group

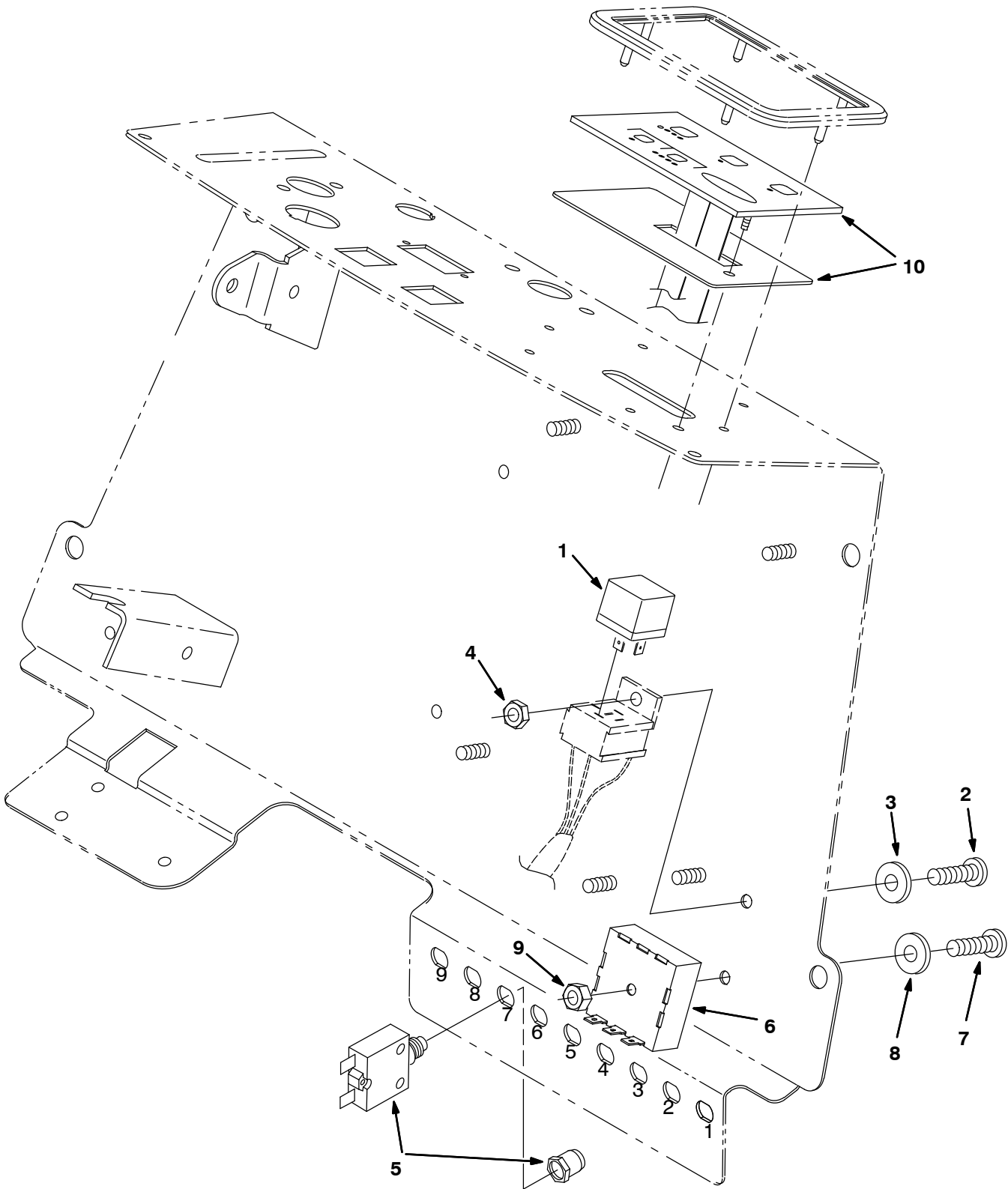


Fig. 14 – FaST Instrument Panel Group

Ref.	Tenant Part No.	Description	Qty.
1	398526	① Relay, 36vdc, 05a, Spdt N/O [Greenwich]	1
2	06932	① Screw, Pan, M5 X 0.8 X 10, 4.8	1
3	19066	① Washer, Flt, #10	1
4	06549	① Nut, Hex, Lock, M 5 X 0.8, NI	1
5	383721	① Circuitbreaker, 10.0a	1
6	1028487	① Module, Timer, Detgt, 36vdc	1
7	33944	① Screw, Pan, M6 X 1.0 X 35, 4.8	1
8	32490	① Washer, Flat, 0.25 Std	1
9	08708	① Nut, Hex, Lock, M 6 X 1.0, NI	1
10	391898	② Panel Assy, Touch [7100 Fast]	1

① Serial number (10167421–10404791)

② Serial number (10167421–)

Fig. 15 – FaST Electrical Schematic (S/N 10404792–)

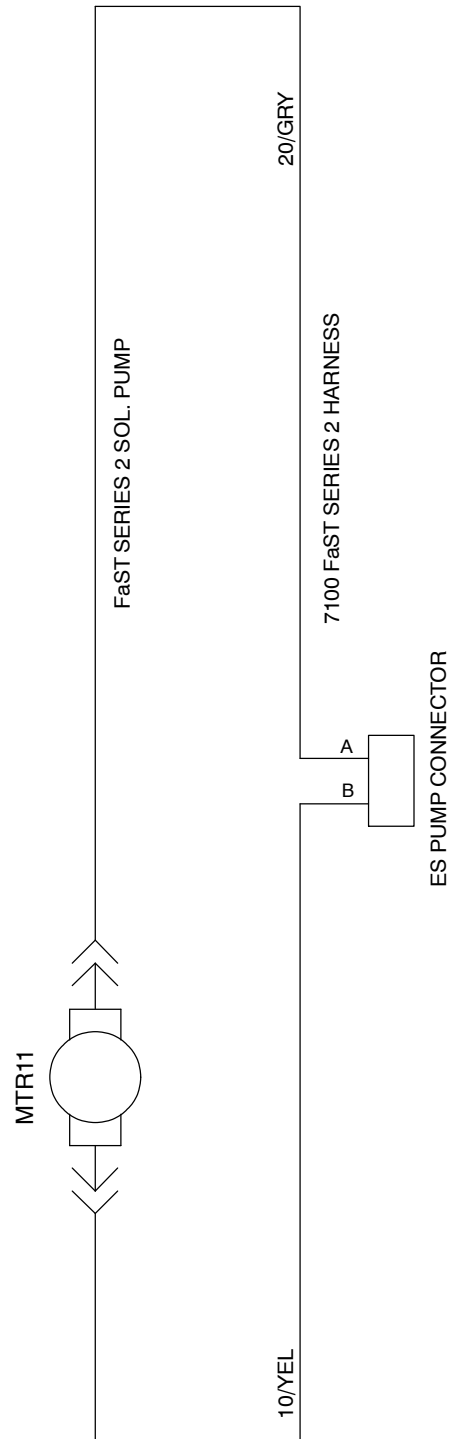


Fig. 16 – FaST Electrical Schematic (S/N 10167421–10404791)

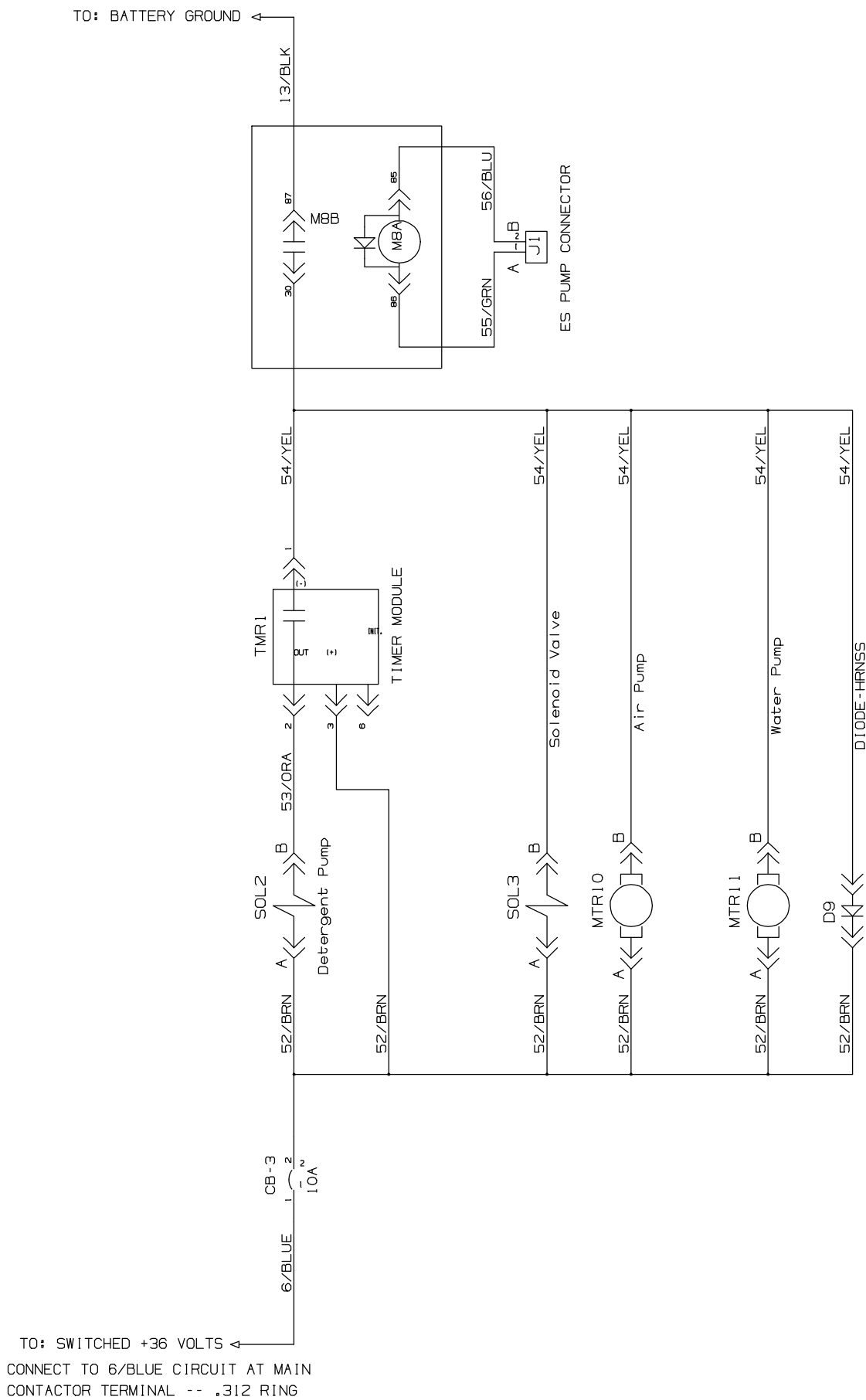
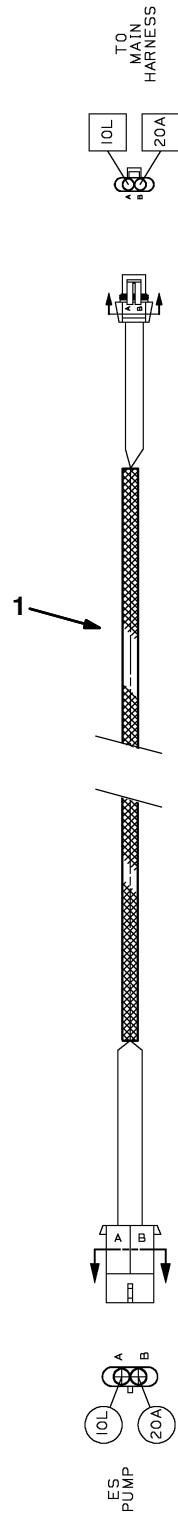


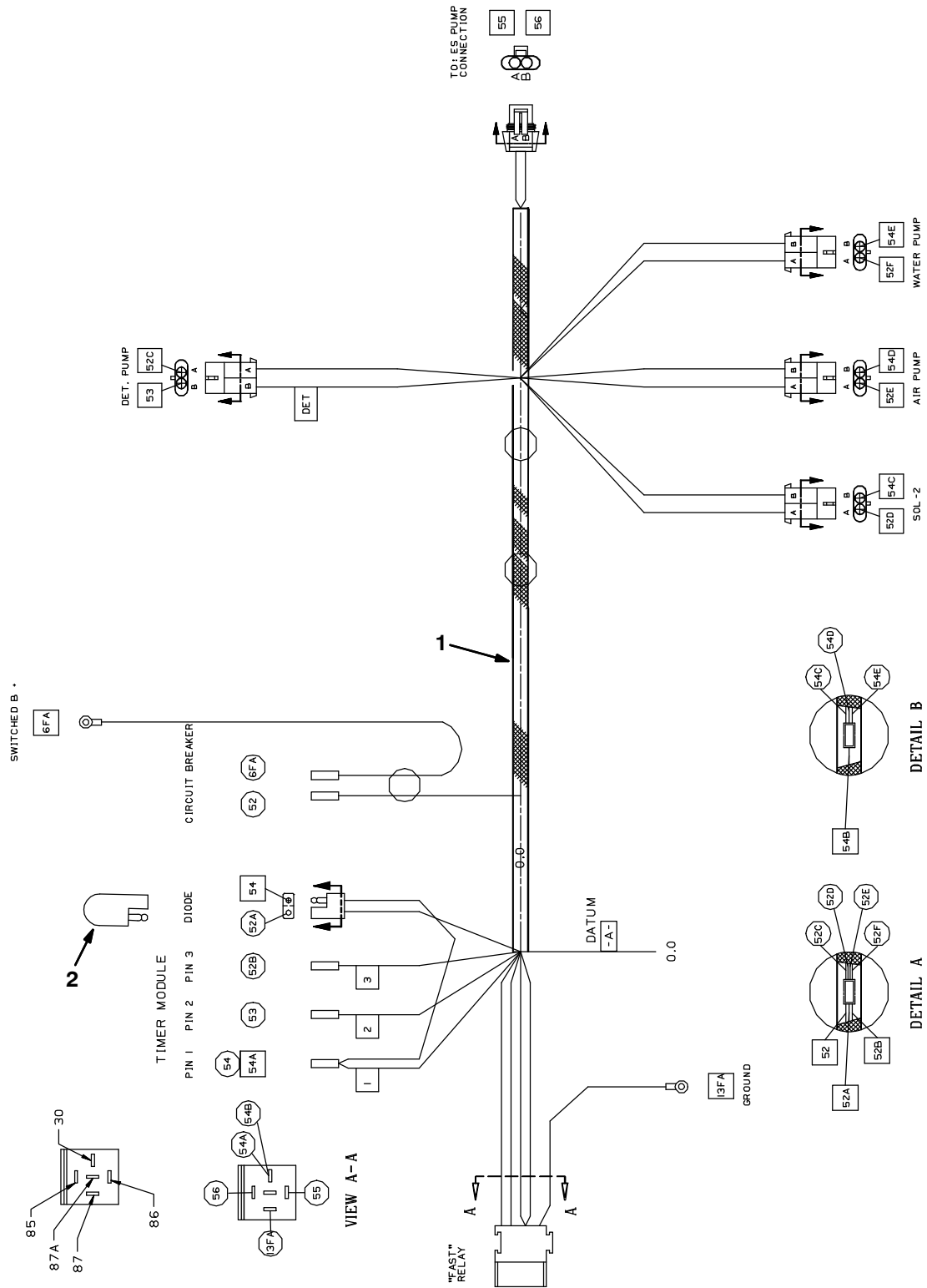
Fig. 17 – FaST Wire Harness Group (S/N 10404792–)



Ref.	Tennant Part No.	Description	Qty.
1	385623	② Harness Jumper, Pump	1

② Serial number (10404792–)

Fig. 18 - FaST Wire Harness Group (S/N 10167421-10404791)

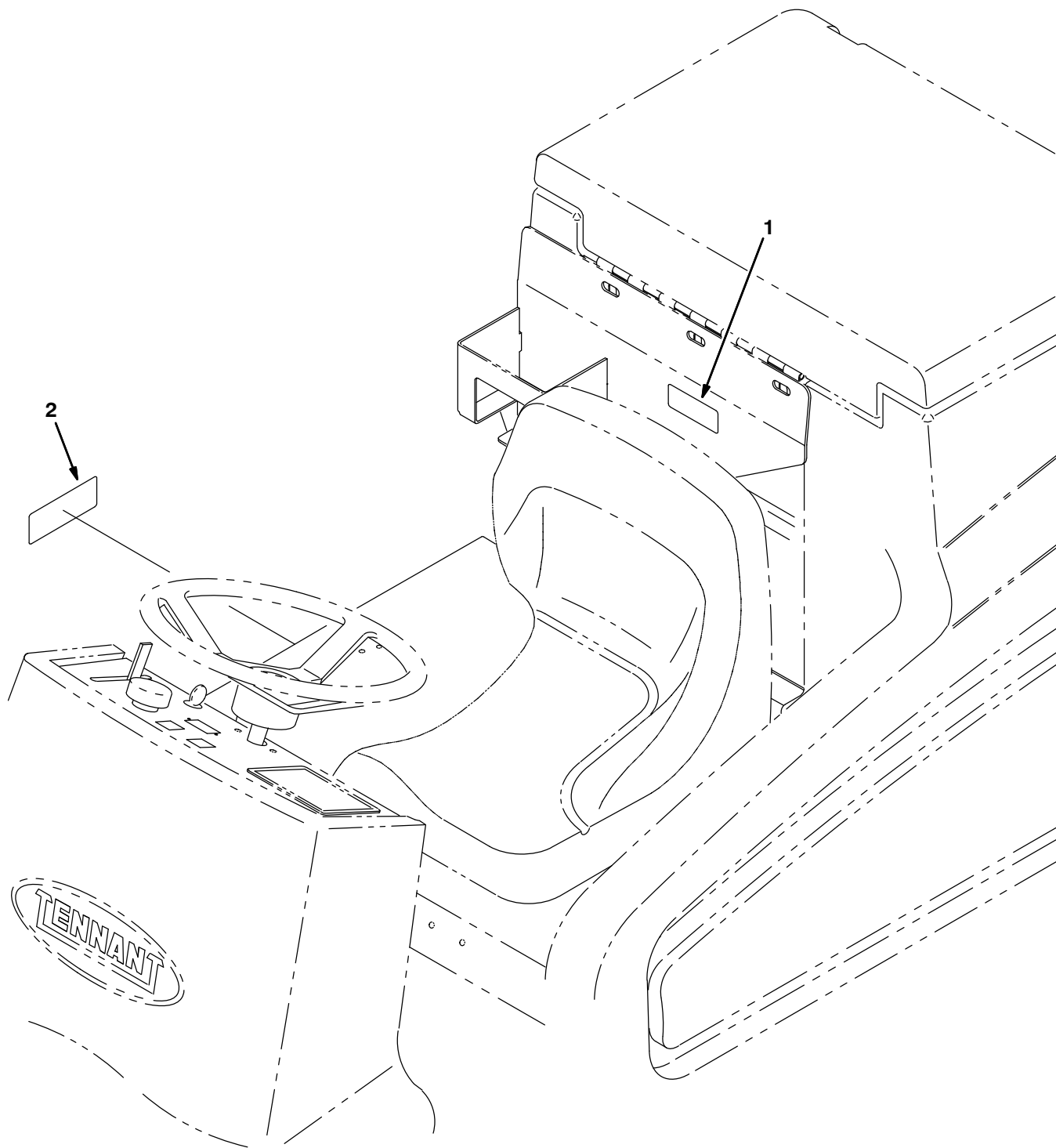


354184

Ref.	Tennant Part No.	Description	Qty.
1	391910	[1] Harness [7100 Fast]	1
2	222290	[1] Diode, Ele, Plug	1

[1] Serial number (10167421-10404791)

Fig. 19 – FaST Label Group



354185

Ref.	Tennant Part No.	Description	Qty.
1	391451	Label, Attention Fast Users	1
2	1005416	Label, Fast	1

☐ Serial number (10167421-)

Fig. 20 – ec-H2O Module Mount Group

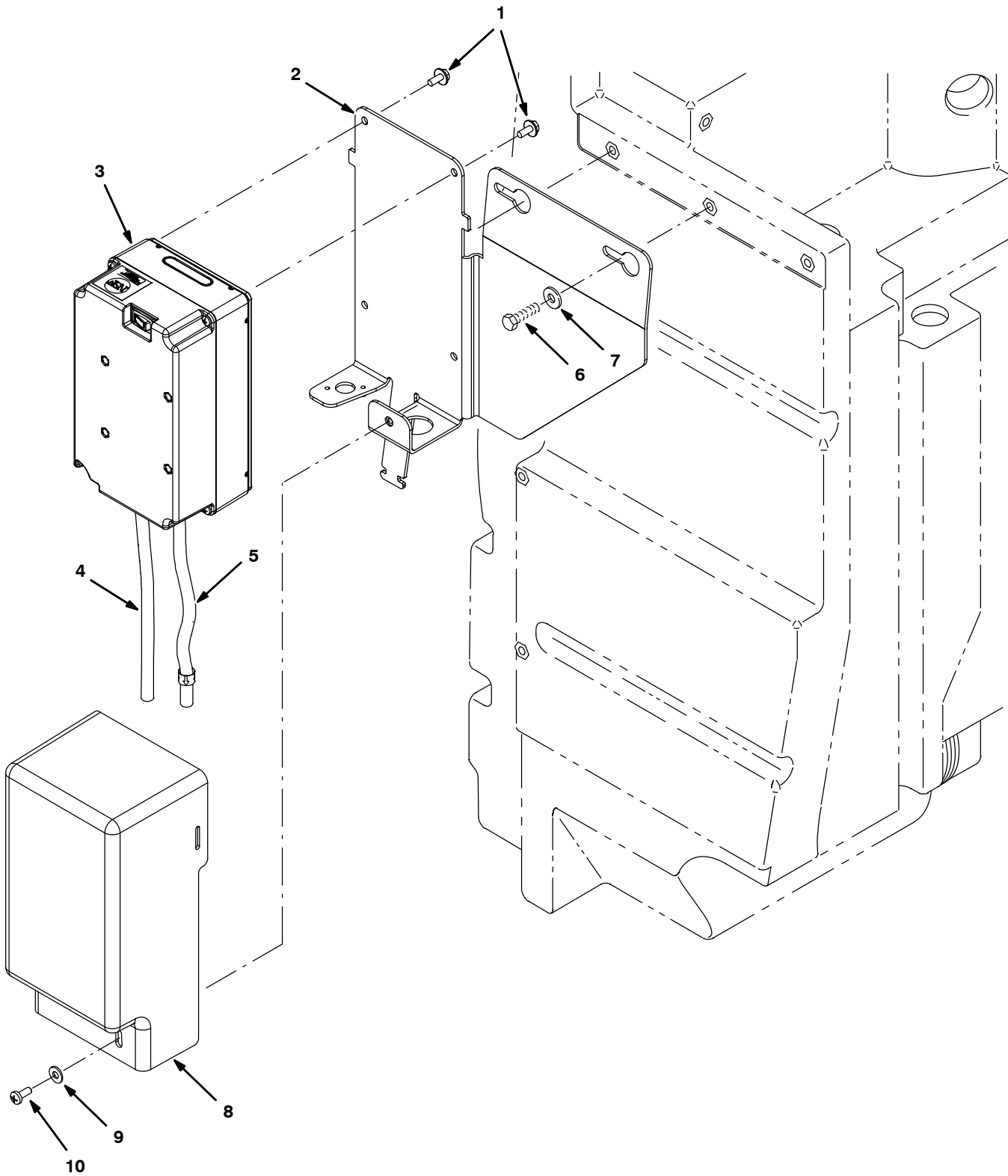


Fig. 20 – ec-H2O Module Mount Group

Ref.	Tennant Part No.	Description	Qty.
1	1034731	Screw, Hex, M6 X 1.00 X 16, Ss, Sems	4
2	1056122	Plate, Detgt [7100]	1
▽ 3	9007970	Module Kit, Replmt [Ec-H2o] (See Breakdowns)	1
▲ 4	578820000	Hose, Pvc, Brd, 0.25id 0.44od 157.2l,Clr (578227000)	1
▲ 5	9006574	Hose, Pvc, Brd, 0.25id 0.45od, 65l, Clr (1046508)	1
6	15675	Screw, Hex, M8 X 1.25 X 16, Ss	2
7	01685	Washer, Flat, 0.38b 0.88d .08, Ss	2
8	1051164	Cover, Module, Water	1
9	32483	Washer, Flat, 0.25, Sae	1
10	367770	Screw, Pan, Phl, M6 X 1.00 X 16, Ss	1

▽ ASSEMBLY

▲ INCLUDED IN ASSEMBLY

Fig. 21 - *ec-H2O* Solution Pump Group

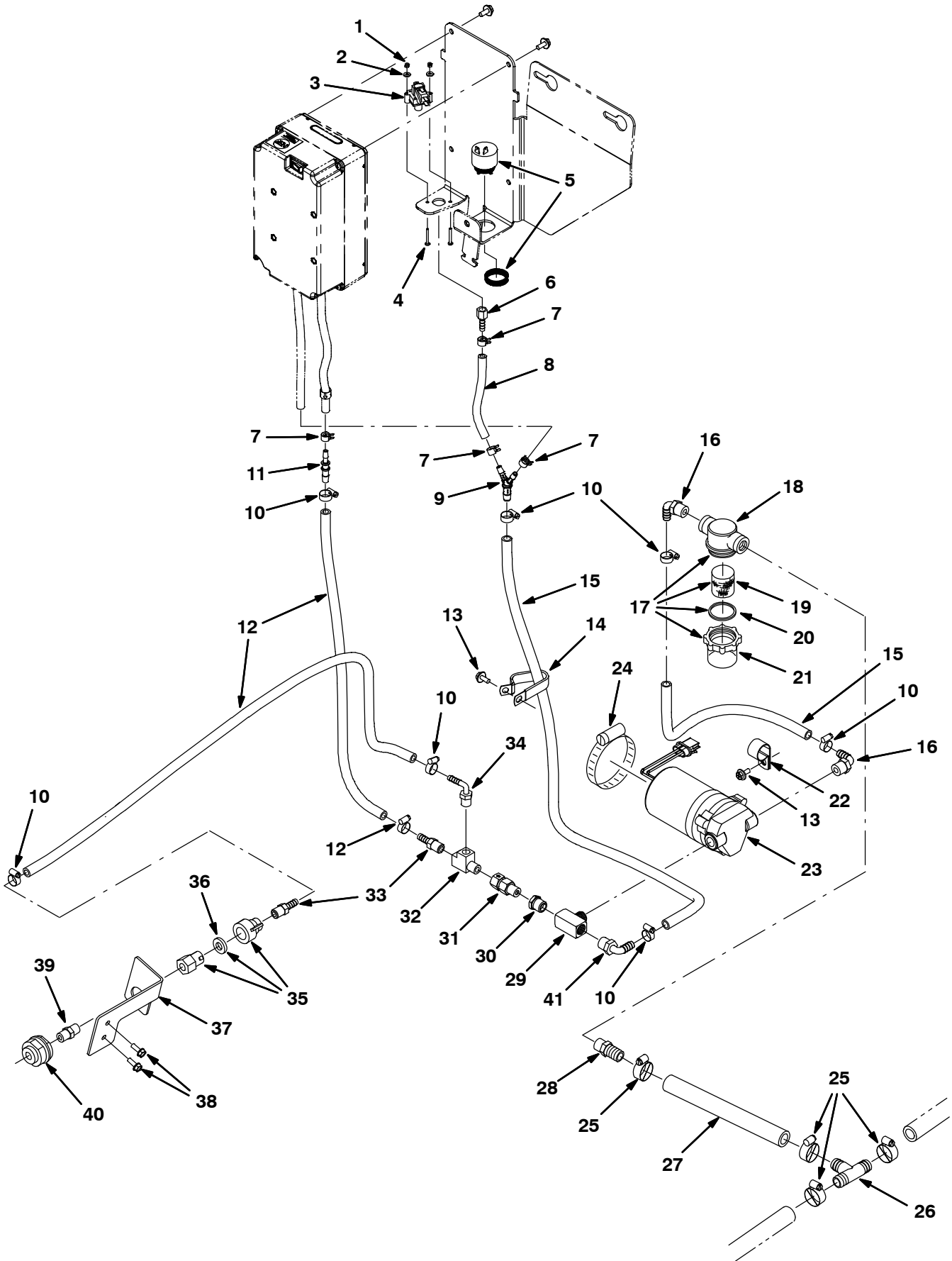


Fig. 21 – ec-H2O Solution Pump Group

Ref.	Tennant Part No.	Description	Qty.	
1	579211	Nut, Hex, Lock, M3 X 0.50, Ni, Ss	2	
2	19064	Washer, Flat, 06	2	
3	1044415	Switch, Press, 20psi, Pm02	1	
4	33933	Screw, Pan, Phl, M3 X 0.50 X 25, Ss	2	
5	1052726	Alarm, 9–48vdc, 95 Db(A) [Ec–H20]	1	
6	150520	Fitting, Brs, Str, Bm04/Pf02	1	
7	603654	Clamp, Hose, Ear, .44d [Ctb]	4	
8	1006415	Hose, Afmkt, Pvc, Clr, 0.25id, 03ft (C460126)	1	
9	1057664	Fitting, Plstc, Y, Bm04/Bm06/Bm04	1	
10	43844	Clamp, Hose, Wormdrive, 0.25–0.62d	8	
11	1052014	Fitting, Plstc, Str, Bm04/Bm05	1	
12	1058761	Hose, Afmkt, Pvc, Brd, 0.311d, 08Ft (1058266)	1	
13	1034731	Screw, Hex, M6 X 1.00 X 16, Ss, Sems	2	
14	09570	Clamp, Cable, Stl, 0.9x1.8x0.62w, 1hole	1	
15	1014930	Hose, Afmkt, Pvc, Clr, 0.38id, 08ft (C080172)	1	
16	150412	Fitting, Plstc, E90, Bm06/Pm06	2	
▽	17	1005302	Filter, Inline, Pf06/Pf06, 80 Mesh	1
▲	18	613993	Housing, Top	1
▲	19	1005304	Screen, Fltr, 80 Mesh	1
▲	20	613992	Gasket	1
▲	21	613991	Bowl, Clr, Short	1
	22	69234	Clamp, Cable, Stl, 1.00d X 0.75w, 1hole	1
	23	1042495	Pump, Soltn, Ele, 24vdc, 35psi	1
	24	17188	Clamp, Hose, Wormdrive, 1.62–3.50d	1
	25	63810	Clamp, Hose, Wormdrive, 0.56–1.06d	6
	26	16356	Fitting, Plstc, Tee, Bm10/Bm10/Bm10	1
	27	1015033	Hose, Afmkt, Pvc, Brd, 0.62id 01Ft (C460117)	1
	28	1013900	Fitting, Plstc, Str, Bm10/Pm06, Nyl	1
	29	1051621	Fitting, Brs, Tee, Pf06/Pf06/Pm06	1
	30	1016383	Fitting, Brs, Str, Pf04/Pm06	1
	31	1044790	Valve, Check, 0025psi Pm04/Pf04	1
	32	24929	Fitting, Brs, Tee, Pf04/Pf04/Pm04, Run	1
	33	1052017	Fitting, Plstc, Str, Bm05/Pm04	2
	34	1052015	Fitting, Plstc, E90, Bm05/Pm04	1
▽	35	1043866	Fitting Assy, Qdc, Pf04	1
▲	36	1047655	Washer, Flat, 0.40b 0.75d .12 [Viton]	1
	37	1057633	Bracket, Hose, Drain	1
	38	361339	Screw, Hex, M6 X 1.00 X 16, Fmg	2
	39	1052010	Fitting, Plstc, Str, Pm04/Pm04	1
	40	1052026	Fitting, Plstc, Str, Pf04/Pf04, Bh	1
	41	1005630	Fitting, Plstc, E90, Bm06/Pm06, Nyl	1

▽ ASSEMBLY

▲ INCLUDED IN ASSEMBLY

Fig. 22 – *ec-H2O* Group, Disk Scrub Head

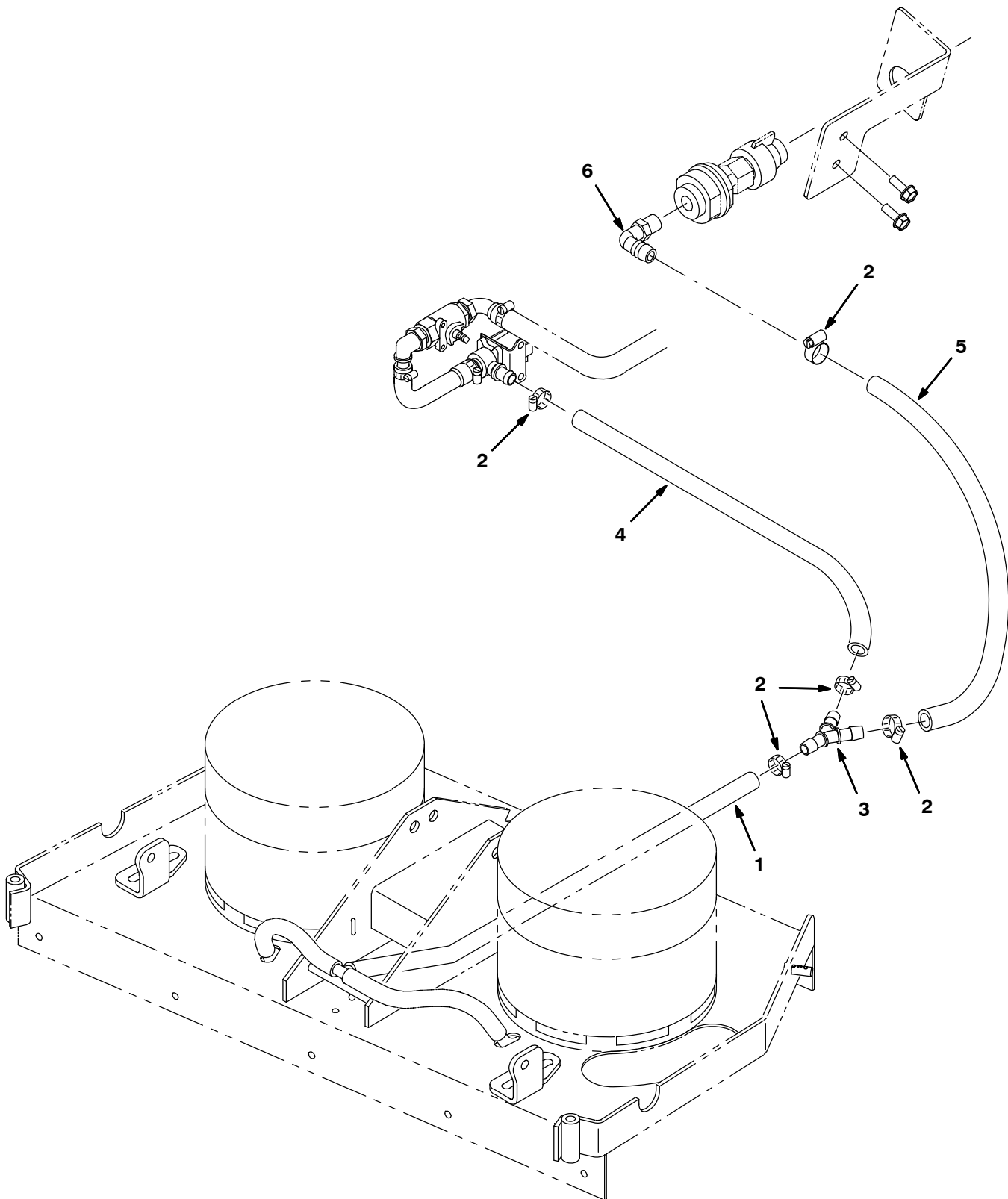


Fig. 22 – ec-H2O Group, Disk Scrub Head

Ref.	Tennant Part No.	Description	Qty.
1	1011521	Hose, Afmkt, Pvc, Brd, 0.50id 02Ft (376716)	1
2	54333	Clamp, Hose, Wormdrive, 0.31–0.88d	5
3	1010668	Fitting, Plstc, Y, Bm08/Bm08/Bm08 Nyl	1
4	1011521	Hose, Afmkt, Pvc, Brd, 0.50id 02Ft (376716)	1
5	1006401	Hose, Afmkt, Pvc, Brd, 0.50id, 03ft, Clr (376716)	1
6	1010713	Fitting, Plstc, E90, Bm08/Pm04, Nyl	1

Fig. 23 – *ec-H2O* Group, Cylindrical Scrub Head, 700 mm (28 in)

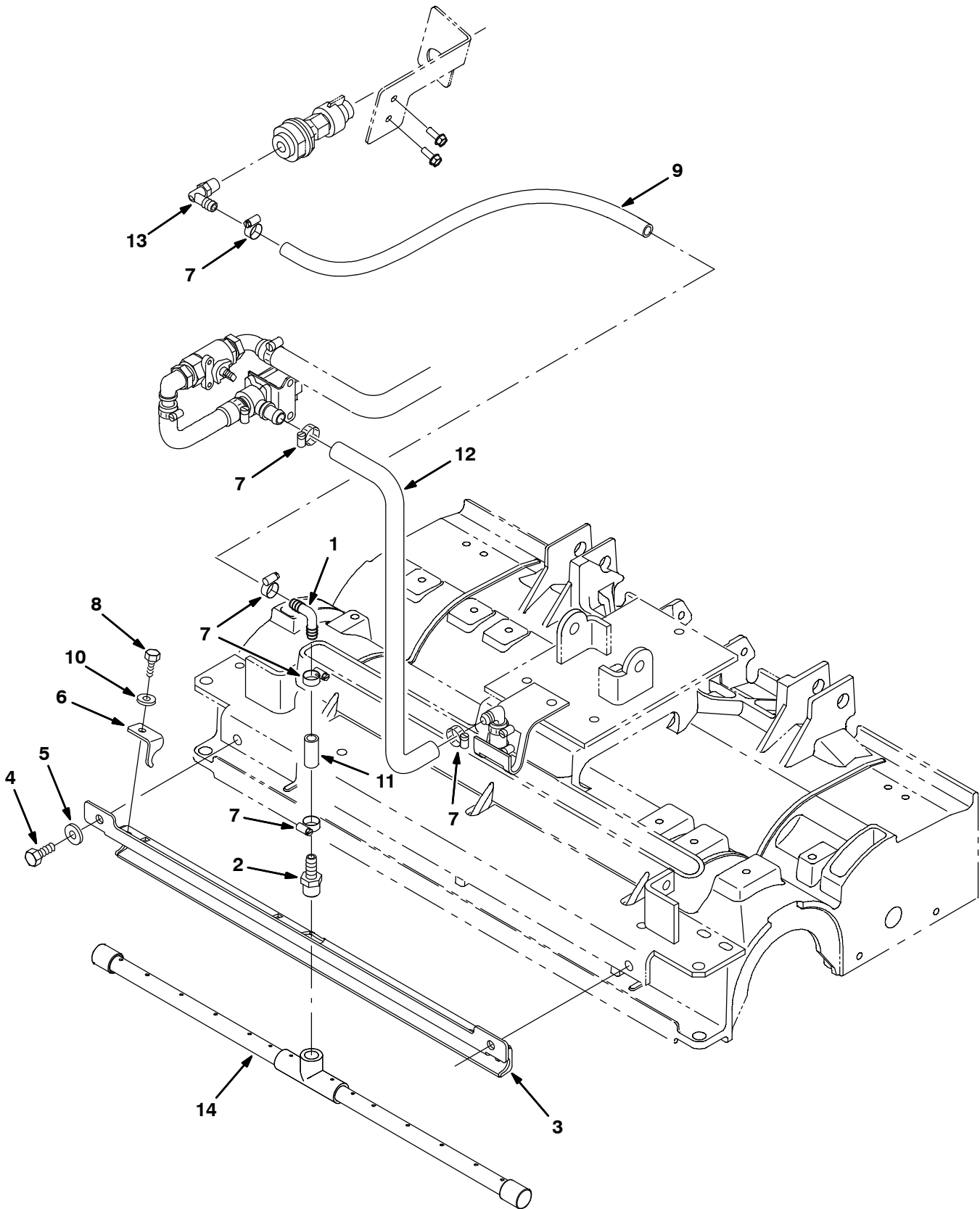


Fig. 23 – ec-H2O Group, Cylindrical Scrub Head, 700 mm (28 in)

Ref.	Tennant Part No.	Description	Qty.
1	20951	Fitting, Plstc, E90, Bm06/Bm06	1
2	150538	Fitting, Plstc, Str, Bm06/Pm06	1
3	1014993	Bracket Wldt, Bar, Spray, 700mm [7100]	1
4	12273	Screw, Hex, M8 X 1.25 X 20, Ss, NI	2
5	01685	Washer, Flat, 0.31 Ss	2
6	1014673	Bracket, Bar, Spray	3
7	54333	Clamp, Hose, Wormdrive, 0.31–0.88d	6
8	11635	Screw, Hex, M6 X 1.0 X 12, Ss, NI	3
9	1006416	Hose, Afmkt, Pvc, Clr, 0.38id, 03ft (C080172)	1
10	01684	Washer, Flat, 0.25 Ss	3
11	1006416	Hose, Afmkt, Pvc, Clr, 0.38id, 03ft (C080172)	1
12	1006401	Hose, Afmkt, Pvc, Brd, 0.50id 03Ft (376716)	1
13	150415	Fitting, Plstc, E90, Bm06/Pm04	1
14	1014791	Tube Assy, Bar, Spray 700mm [7100]	1

Fig. 24 – ec-H2O Group, Cylindrical Scrub Head, 800 mm (32 in)

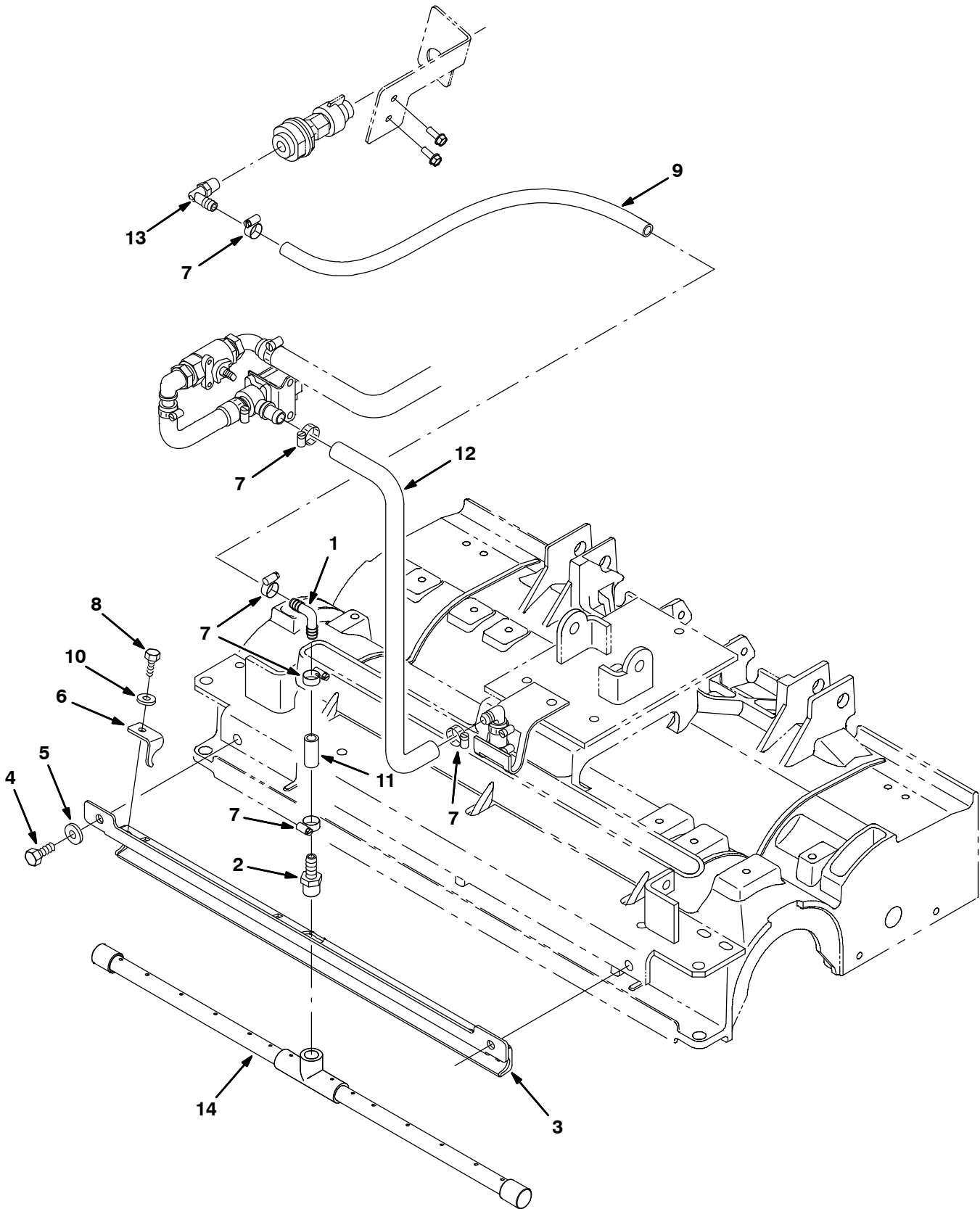
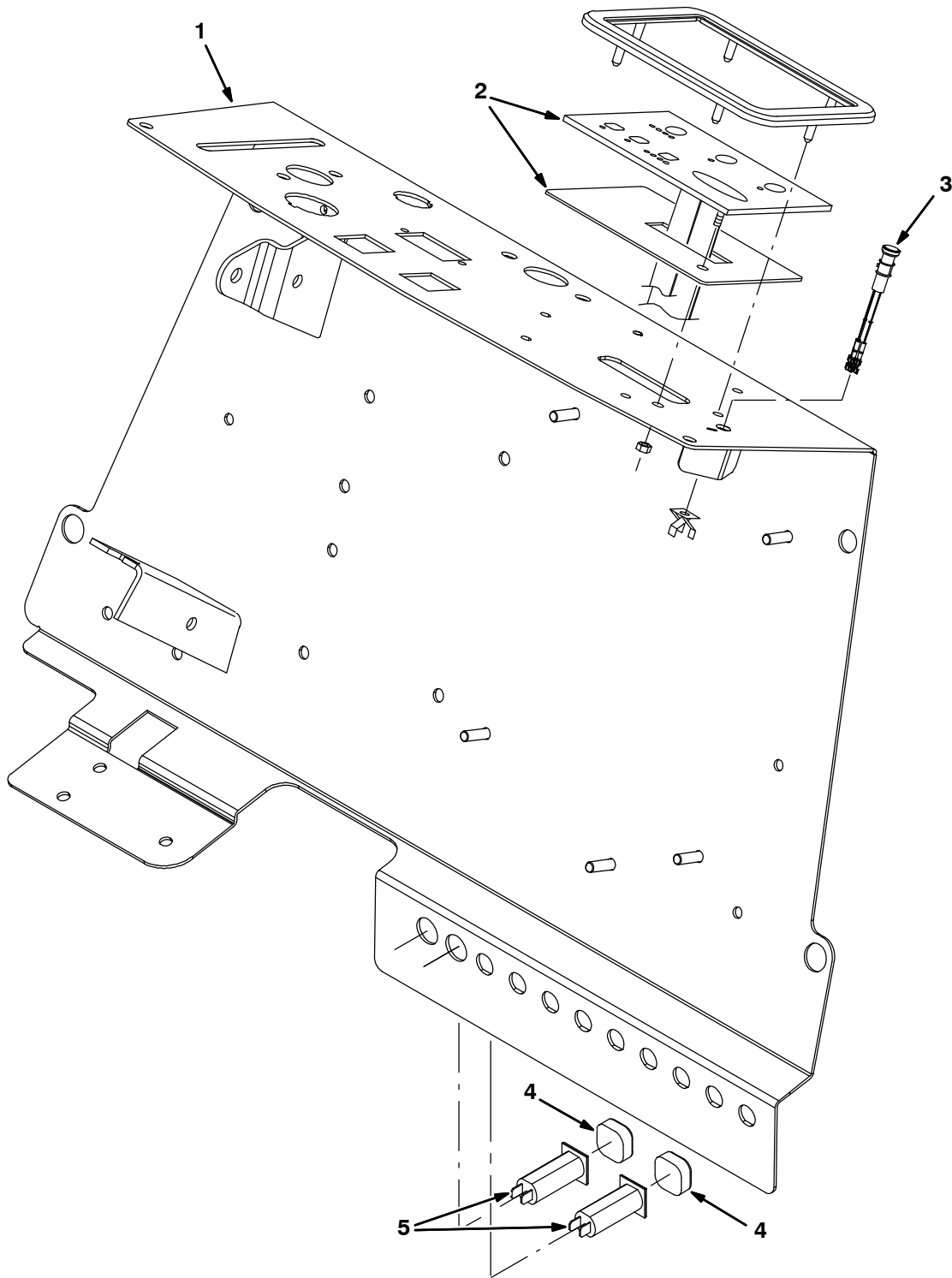


Fig. 24 – ec-H2O Group, Cylindrical Scrub Head, 800 mm (32 in)

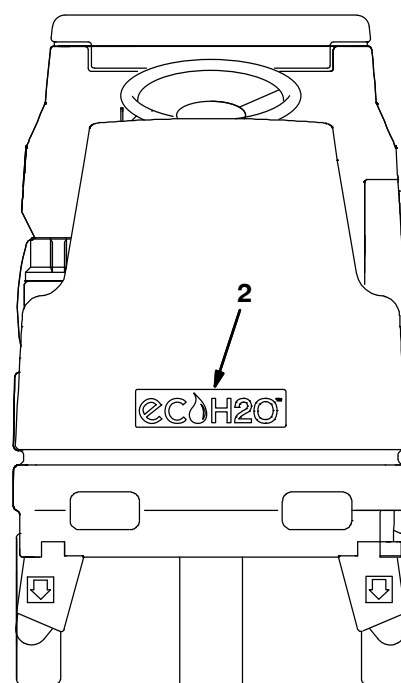
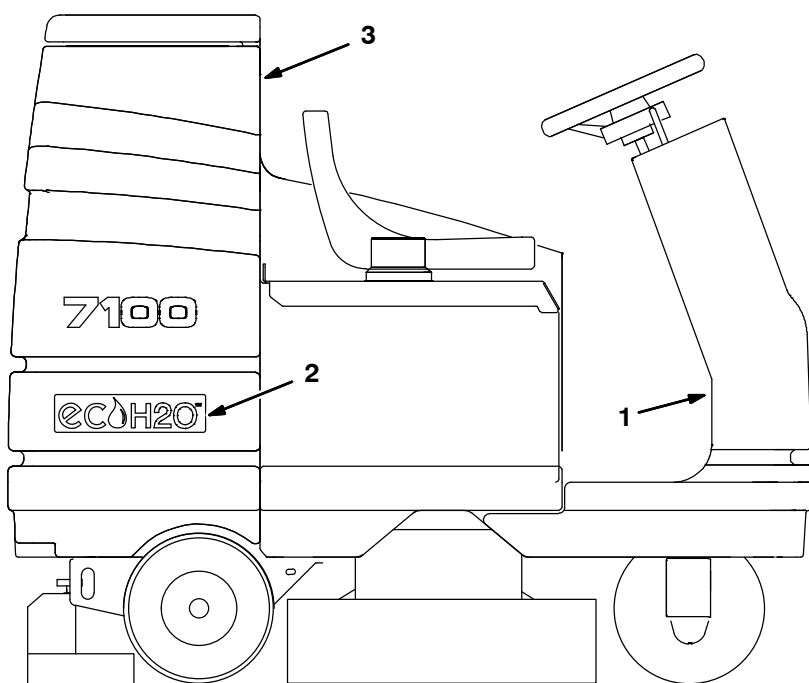
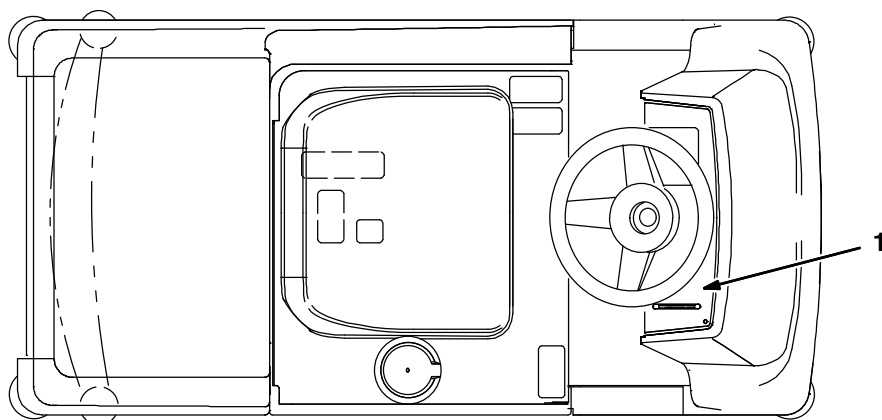
Ref.	Tennant Part No.	Description	Qty.
1	20951	Fitting, Plstc, E90, Bm06/Bm06	1
2	150538	Fitting, Plstc, Str, Bm06/Pm06	1
3	1014957	Bracket Wldt, Bar, Spray, 800mm [7100]	1
4	12273	Screw, Hex, M8 X 1.25 X 20, Ss, NI	2
5	01685	Washer, Flat, 0.31 Ss	2
6	1014673	Bracket, Bar, Spray	3
7	54333	Clamp, Hose, Wormdrive, 0.31–0.88d	6
8	11635	Screw, Hex, M6 X 1.0 X 12, Ss, NI	3
9	1006416	Hose, Afmkt, Pvc, Clr, 0.38id, 03ft (C080172)	1
10	01684	Washer, Flat, 0.25 Ss	3
11	1006416	Hose, Afmkt, Pvc, Clr, 0.38id, 03ft (C080172)	1
12	1006401	Hose, Afmkt, Pvc, Brd, 0.50id 03Ft (376716)	1
13	150415	Fitting, Plstc, E90, Bm06/Pm04	1
14	1013079	Tube Assy, Spray, Cyl, 0800mm [7100]	1

Fig. 25 – ec-H2O Instrument Panel Group



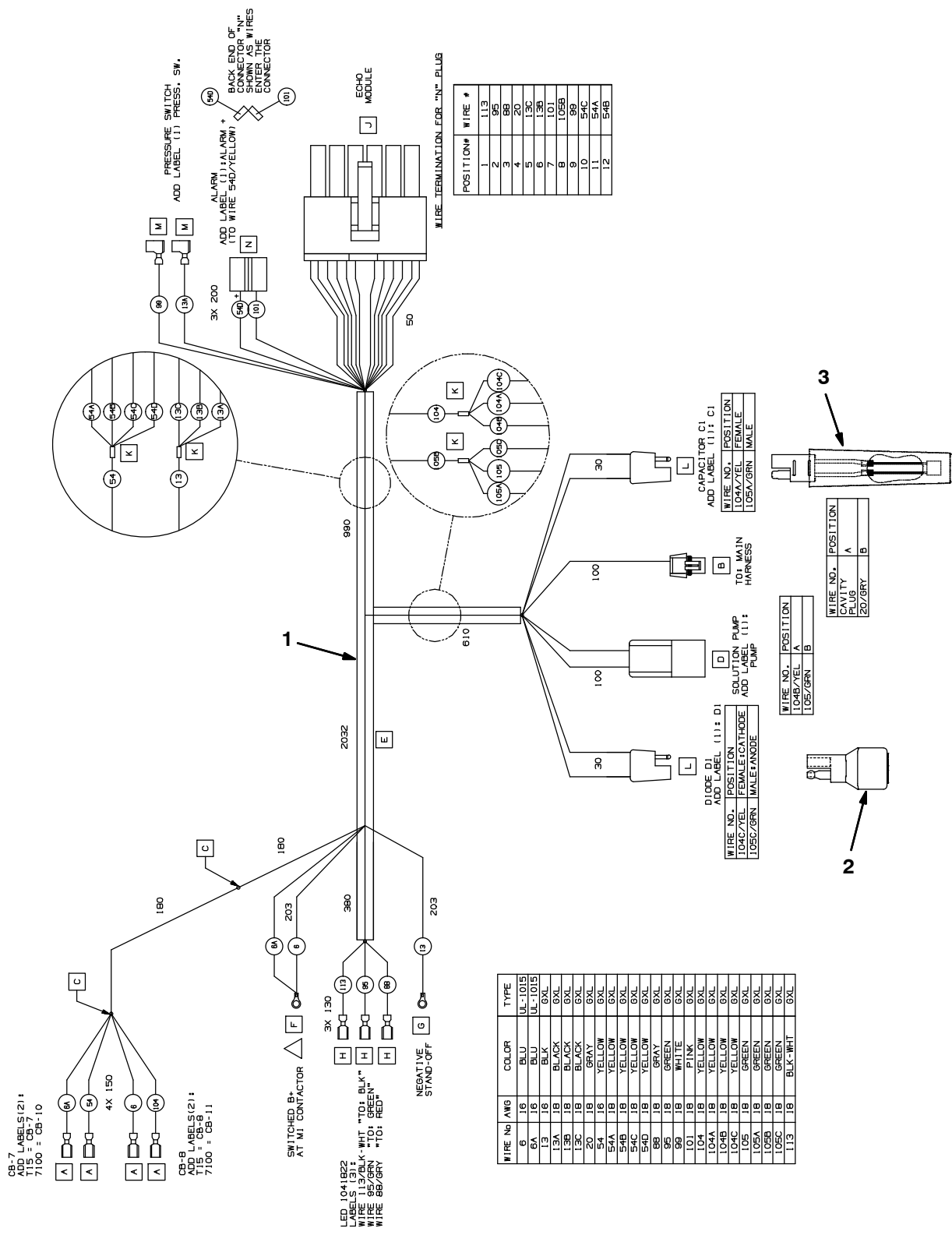
Ref.	Tennant Part No.	Description	Qty.
1	1056104	Panel Wldt, Instmt [Xp]	1
2	1056240	Panel Assy, Touch [7100 Ec-H2o]	1
3	1041822	Light, Led, .312d, 2 Volt [Tri-Color]	1
4	1046173	Boot, Circuitbreaker	2
5	1046152	Circuitbreaker, 2.5a, Resetable	2

Fig. 26 – ec-H2O Label Group



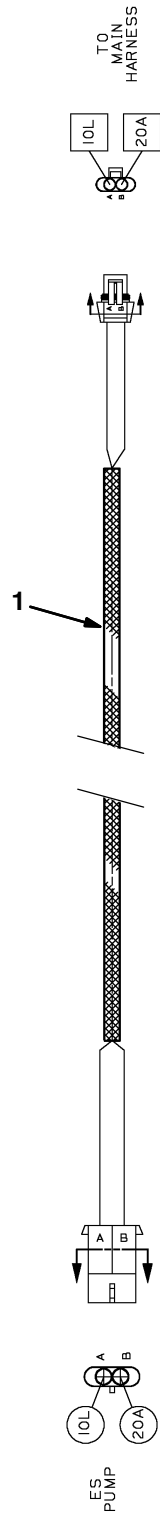
Ref.	Tennant Part No.	Description	Qty.
1	1057583	Label Set, Opertnl [7100]	1
2	1050014	Label, Front [5680/5700/T7 Ec-H2o]	3
3	1050003	Label [User, Attention, Ec-H2o]	1

Fig. 28 - ec-H2O Wire Harness Group



Ref.	Tennant Part No.	Description	Qty.
1	1050759	Harness, Wire [T15 Ec-H2o]	1
2	222290	Diode, Ele, Plug	1
3	1040868	Capacitor, Plug [.01 Uf, 200v]	1

Fig. 29 – ec-H2O Wire Harness Group, Jumper, Pump



Ref.	Tennant Part No.	Description	Qty.
1	385623	Harness Jumper, Pump	1



Fig. 30 – Power Wand Pump and Fittings Group

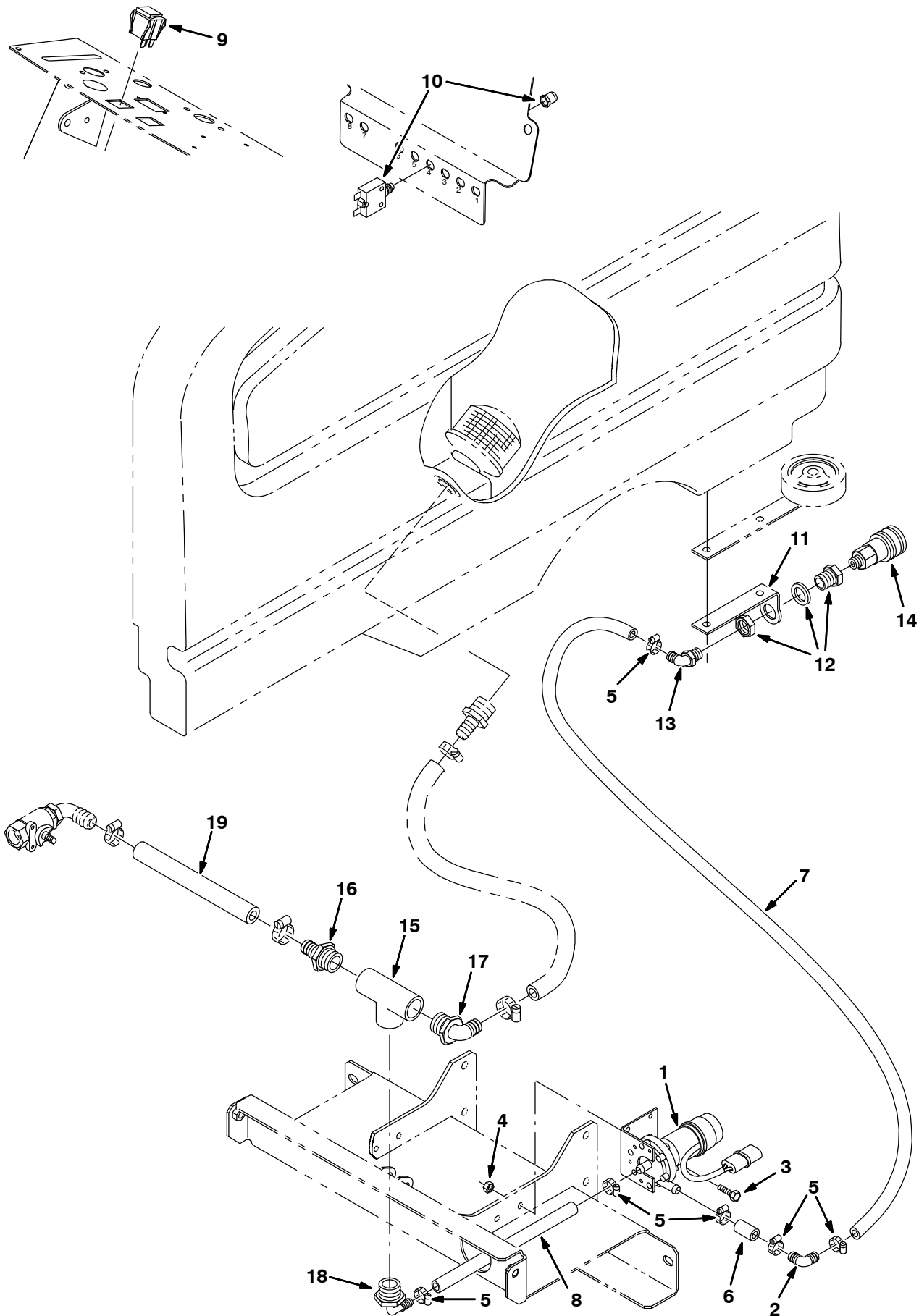


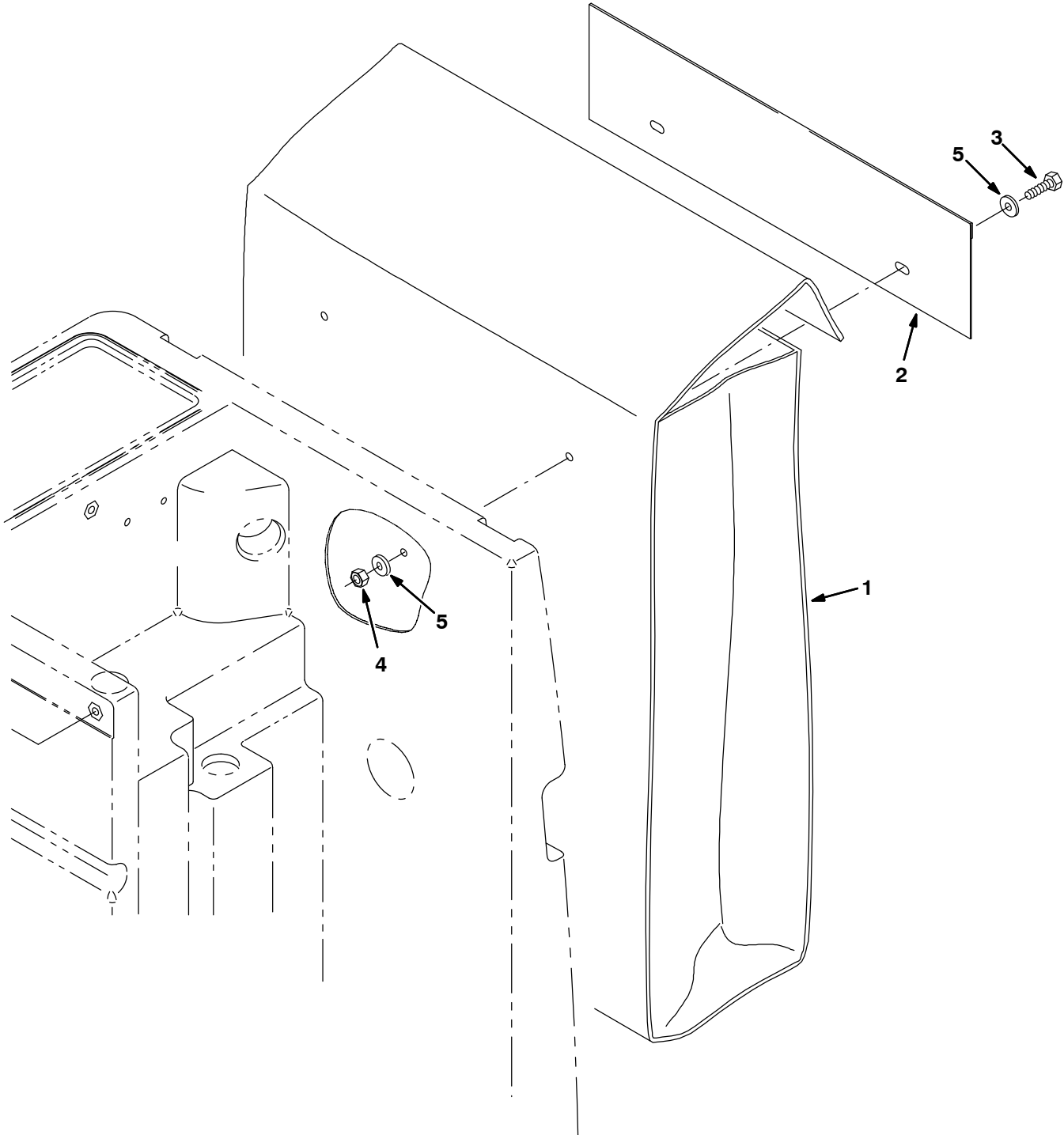
Fig. 30 – Power Wand Pump and Fittings Group

NOTE: Power Wand Kit, Tennant Part Number 391057, includes; Fig. 30, Fig. 31, Fig. 32, and Fig. 33.

Ref.	Tennant Part No.	Description	Qty.
1	223496	Pump, Water, 36vdc, Gpm Psi (See Breakdowns)	1
2	20951	Fitting, Plstc, E90, Bm06/Bm06	1
3	24199	Screw, Hex, M05 X 0.8 X 16, Ss	2
4	09739	Nut, Hex, Lock, M05 X 0.8, NI, Ss	2
5	43844	Clamp, Hose, Wormdrive, 0.25–0.62d	6
6	391291	Hose, Pvc, Brd, 0.38id 0.60od 01.50l (376720)	1.500'
7	391289	Hose, Pvc, Brd, 0.38id 0.60od 20.00l (376720)	20.00'
8	391293	Hose, Pvc, Brd, 0.38id 0.60od 07.00l (376720)	0.583'
9	222117	Switch	1
10	383721	Circuitbreaker, 10.0a	1
11	390887	Bracket, Water Line	1
12	78122	Fitting, Brs, Str, Pf04/Pf04 Bkhd	1
13	57248	Fitting, Plstc, E90, Bm06/Pm04	1
14	65342	Fitting, Brs, Qdc, Pm04/Qf06	1
15	42133A	Fitting, Plstc, Tee, Pf12/Pf12/Pf12	1
16	71628	Fitting, Plstc, Str, Bm10/Pm12 [Nylon]	1
17	73468	Fitting, Plstc, E90, Bm10/Pm12	1
18	79484	Fitting, Plstc, E90, Bm06/Pm12	1
19	391249	Hose, Pvc, Brd 0.62id 0.88od 14.5l (C460117)	14.50'

Fig. 31 – Power Wand Mount Group

NOTE: Power Wand Kit, Tennant Part Number 391057, includes; Fig. 30, Fig. 31, Fig. 32, and Fig. 33.

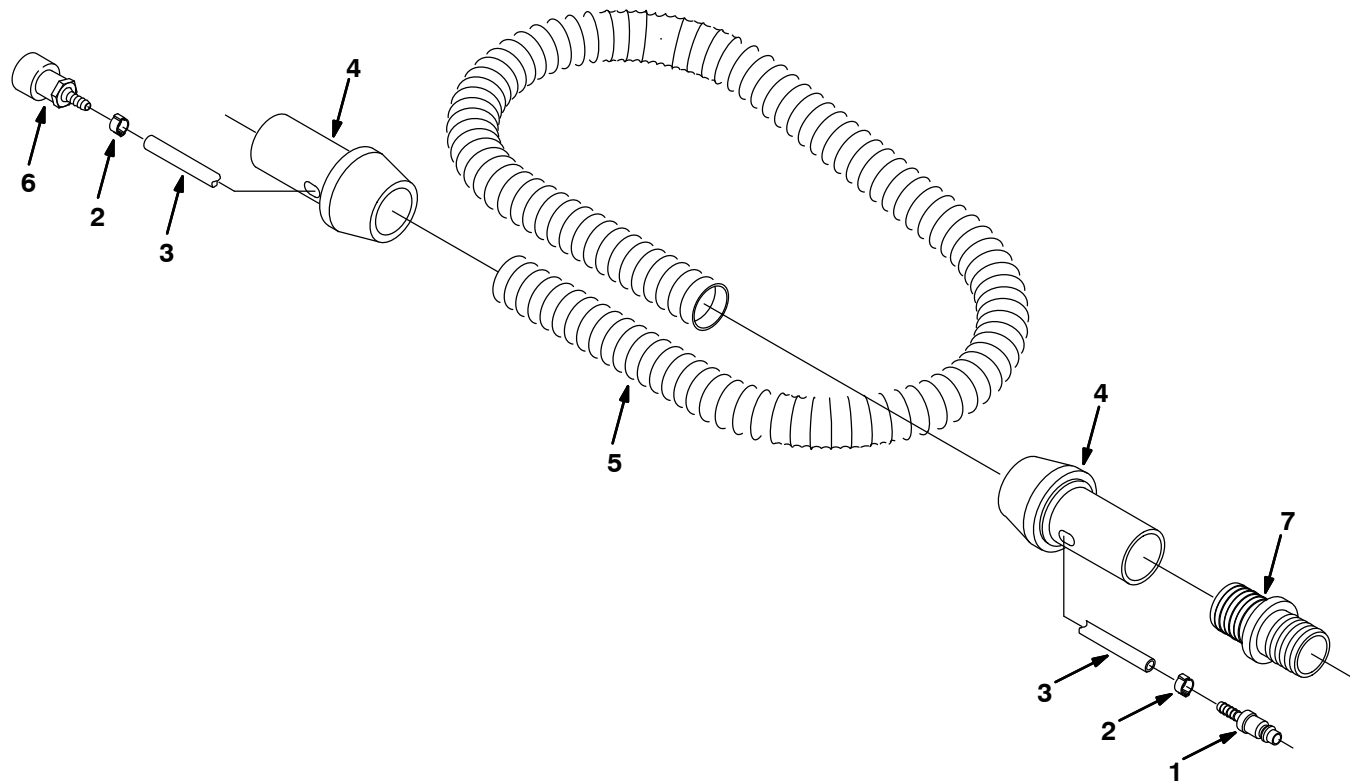


353495

Ref.	Tennant Part No.	Description	Qty.
1	391258	Bag, Power Wand	1
2	391342	Strip, Mtg, Bag	1
3	09011	Screw, Hex, M08 X 1.25 X 30, Ss	2
4	08713	Nut, Hex, Lock, M08 X 1.25, NI, Ss	2
5	01685	Washer, Flt, .31 Ss	4

Fig. 32 – Power Wand Hose Assembly

NOTE: Power Wand Kit, Tennant Part Number 391057, includes; Fig. 30, Fig. 31, Fig. 32, and Fig. 33.



08042 – NA, CE

Ref.	Tennant Part No.	Description	Qty.
▽	65341	Hose Assy, W/2cuff, Wand	1
▲	1 578318000	Fitting, Brs, Qdc, Pm04/Qm06	1
▲	2 578160000	Clamp, Hose, Plstc, 0.43d X . W	2
▲	3 578820000	Hose, Vacuum	1
▲	4 578072000	Cuff, Swivel	2
▲	5 578276000	Hose, Vacuum, 38.1mm D X 3.05cm	1
▲	6 578071000	Fitting, Brs, Qdc, Bm04/Qm06	1
	7 12694	Fitting, Plstc, Str, Bm24/Bm24	1

▽ ASSEMBLY

▲ INCLUDED IN ASSEMBLY

Fig. 33 – Power Wand Assembly

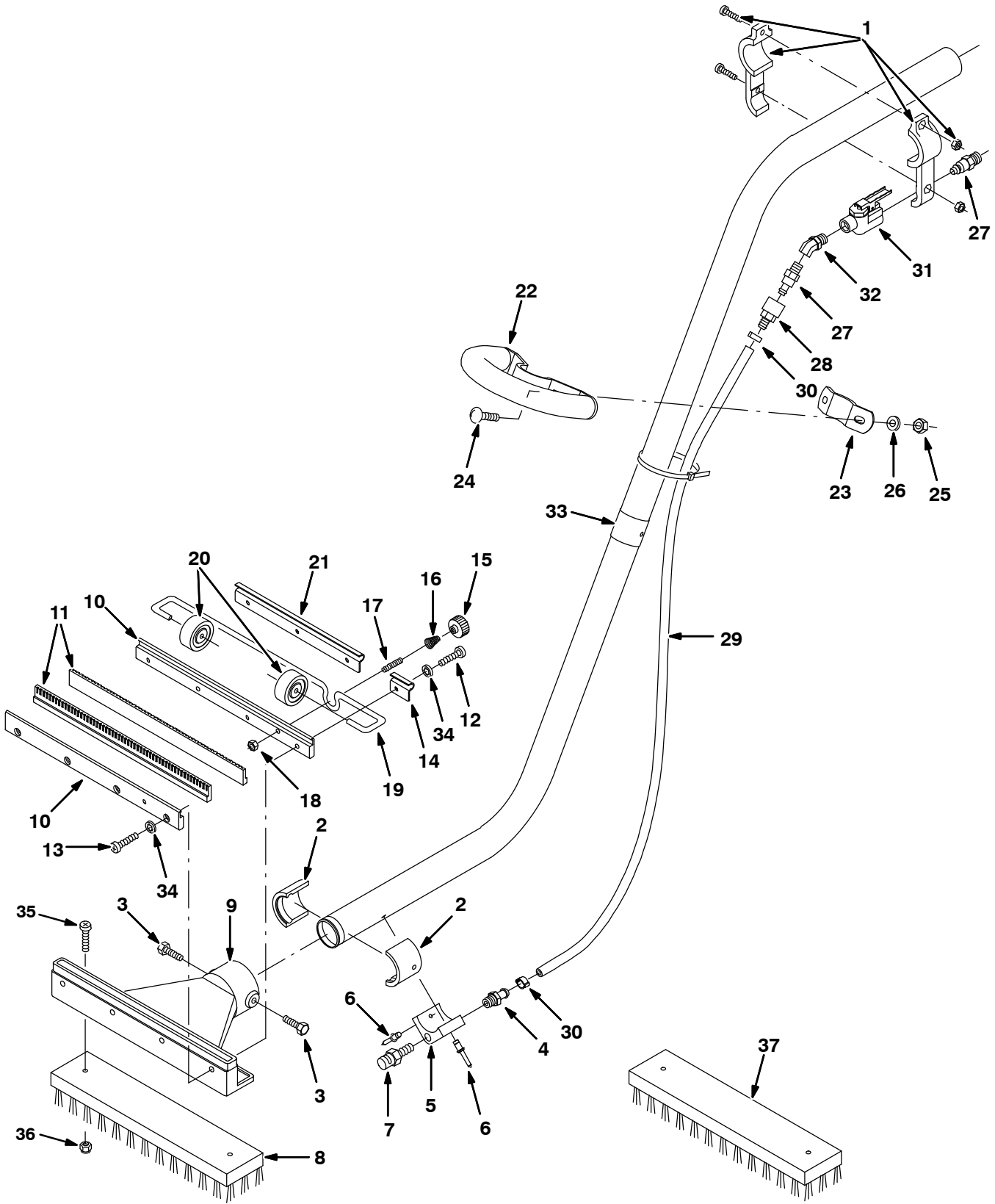


Fig. 33 – Power Wand Assembly

NOTE: Power Wand Kit, Tennant Part Number 391057, includes; Fig. 30, Fig. 31, Fig. 32, and Fig. 33.

Ref.	Tennant Part No.	Description	Qty.
▽	391312	Wand Assy	1
▲ 1	578077000	Bracket, Mtg, Valve	2
▲ 2	578061000	Adaptor, Head To Wand	2
▲ 3	01696	Screw, Hex, .25–20 X 0.50, Ss	2
▲ 4	61686	Fitting, Brs, Str, Pm02/Em04	1
▲ 5	391311	Adaptor, Spray Nozzle	1
▲ 6	68567	Rivet, Blind, .187d X 0.53 X .62d, Alm	2
▲ 7	578066000	Nozzle, Spray, 02pm, 75deg	1
▲ 8	578073000	Brush, Deck, Polypro	1
▲ 9	578063000	Head, Wand	1
▲ 10	578078000	Strip, Retainer	2
▲ 11	578074000	Blade, Sqge, Wand	2
▲ 12	578144000	Screw, Pan, M05 X 0.8 X 16, Ss	4
▲ 13	578141000	Screw, Pan, M05 X 0.8 X 10, Ss	4
▲ 14	578124000	Bracket, Axle, 1–Hole	1
▲ 15	578439	Nut, Thumb, M6 X 30mm Dia	1
▲ 16	613732	Spring, Cmpr, Conical 15mm	1
▲ 17	578143000	Rod, Thrd, 2 End, M06x1.0 01.6l	1
▲ 18	07785	Nut, Hex, Std, M06 X 1.0 , Ss	1
▲ 19	578126000	Axle, Wand	1
▲ 20	578125000	Wheel	2
▲ 21	578123000	Bracket, Axle, 3–Hole	1
▲ 22	578155000	Handle, Wand	1
▲ 23	578154000	Bracket, Mtg, Handle To Wand	1
▲ 24	20399	Bolt, Carriage, .25–20 X 0.75	2
▲ 25	41169	Nut, Hex, Lock, .25–20, NI, Ss	2
▲ 26	01684	Washer, Flt, .25 Ss	2
▲ 27	578091000	Fitting, Brs, Qdc, Pm04/Qm04	2
▲ 28	578071000	Fitting, Brs, Qdc, Pf04/Bm04	1
▲ 29	578821000	Hose, 1/4ld X 3/8Od X 1.22m (578095000)	1.22M
▲ 30	578161000	Clamp, 0.31–0.43d	2
▲ 31	578064000	Valve, Water	1
▲ 32	47720	Fitting, Hyd, E45, Pm04/Pf04	1
▲ 33	391310	Wand	1
▲ 34	07514	Washer, Lock, Int, #10 Ss	8
▲ 35	578566	Screw, 4 X 30 Fltphl Ss	2
▲ 36	33932	Nut, Hex, Lock, M4 X 0.7, NI, Ss	2
▲ 37	65582	Brush, Power Wand, W/ Fastener, Abr (Optional)	1

▽ ASSEMBLY

▲ INCLUDED IN ASSEMBLY

Fig. 34 – Heavy Duty Vacuum Fan Kit

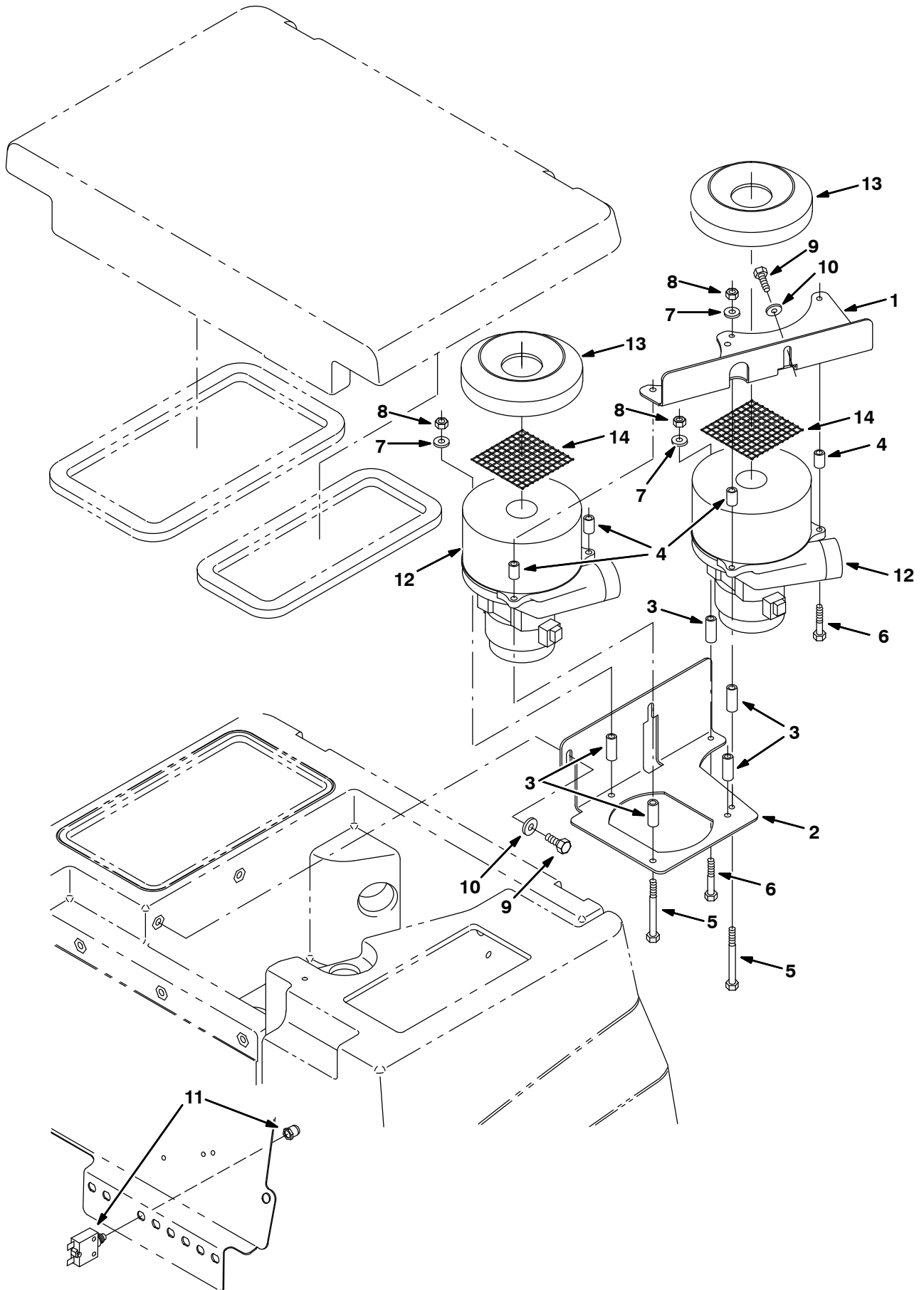


Fig. 34 – Heavy Duty Vacuum Fan Kit

	Ref.	Tennant Part No.	Description	Qty.
▽		391055	Kit, Ci, Vacfan, Dual	1
▲	1	391141	Bracket, Fan	1
▲	2	391140	Bracket, Fan	1
▲	3	222497	Sleeve	5
▲	4	360930	Sleeve	4
▲	5	391434	Screw, Hex, M06 X 1.0 X 80, Ss	3
▲	6	58979	Screw, Hex, M06 X 1.0 X 55, Ss	3
▲	7	01684	Washer, Flt, .25 Ss	6
▲	8	08712	Nut, Hex, Lock, M06 X 1.0, NI, Ss	6
▲	9	09740	Screw, Hex, M08 X 1.25 X 20, Ss	3
▲	10	01685	Washer, Flt, .31 Ss	3
▲	11	383727	Circuitbreaker, 40.0a	1
▲▽	12	391296	Fan Assy, Vacuum (See Breakdowns)	2
▲▲	13	391343	Seal, Fan	1
▲▲	14	391350	Screen, Fan Inlet	1

▽ ASSEMBLY

▲ INCLUDED IN ASSEMBLY

OPTIONS

Fig. 35 – Heavy Duty Disk Scrub Head Drive Motor Group, 700 mm (28 in)

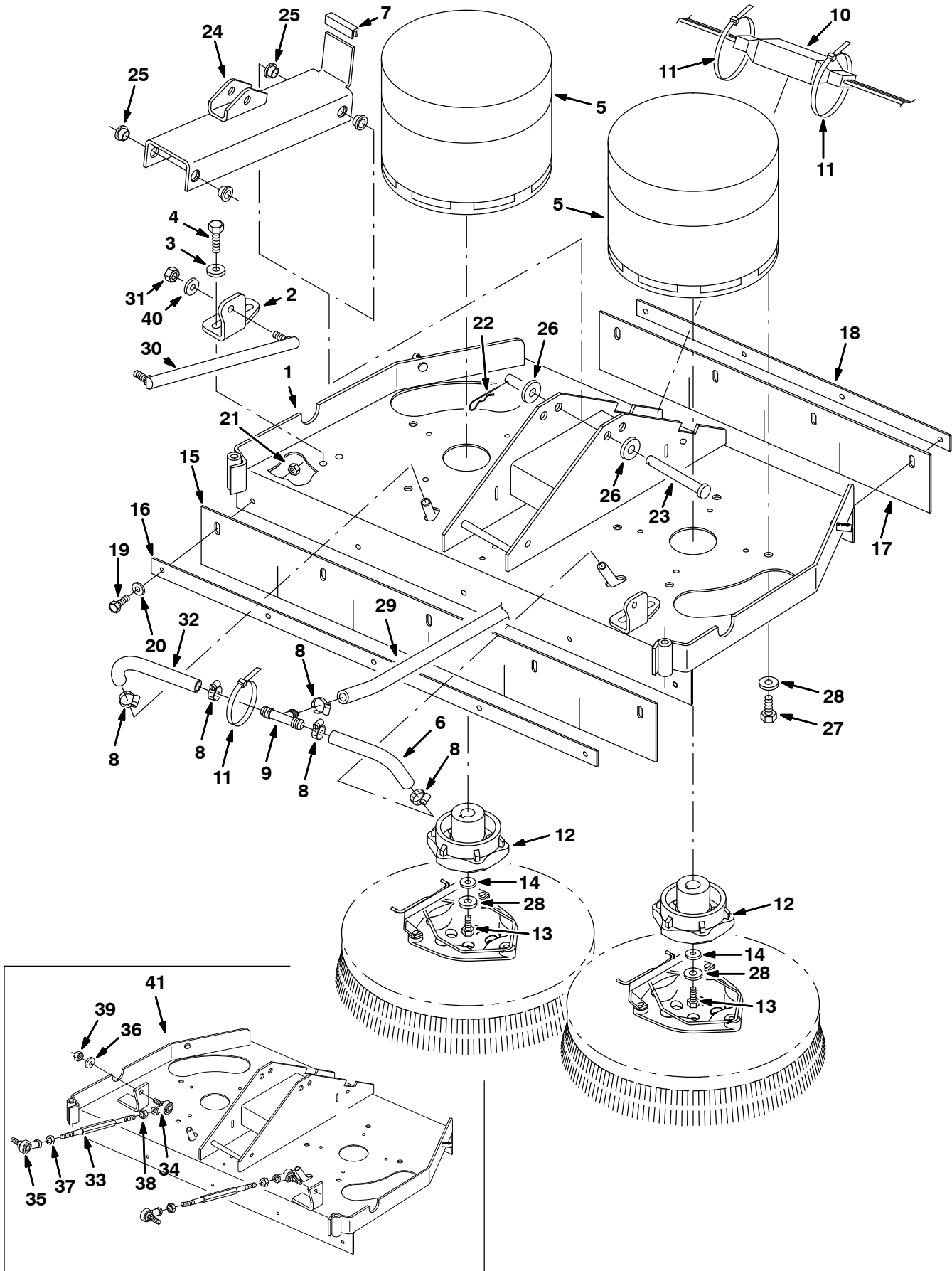


Fig. 35 – Heavy Duty Disk Scrub Head Drive Motor Group, 700 mm (28 in)

NOTE: Disk Scrub Head Kit, Tennant Part Number 391031, includes Fig. 35, and Fig. 36.

Ref.	Tennant Part No.	Description	Qty.
▽	1	1040861 Head Kit, Ci, 28 Inch [7100]	1
▲	2	1006123 [2] Bracket, Link, Head, Disk	2
▲	3	01686 [2] Washer, Flat, 0.44B 1.00D .08, Ss	4
▲	4	10959 [2] Screw, Hex, M10 X 1.5 X 20, SS, NL	4
	5	9006323 [4] Motor Kit, Ele, 36vdc 0.80hp, Replmt	2
	5	223358 [3] Motor, Ele, 36vdc, 0.80hp, 0320rpm (See Breakdowns)	2
	6	1011403 Hose, Afmkt Pvc, Brd 0.50id X 1 Ft (376716)	0.550'
	7	223645 Molding, Trim, Rbr, .13 03.0	1
	8	54333 Clamp, Hose, Wormdrive, 0.31–0.88d	5
	9	63245–1 Fitting, Plstc, Tee, Bm08/Bm08/Bm08	1
	10	222836 Shunt	1
	11	44961 Tie, Cable, Nyl, 14.5l .30w 4.0 Max D	3
	12	377364 Hub, Drive, Brush, Disk, 0.75b 6t	2
	13	02991 Screw, Hex, .31–18 X 0.75, Ss	2
	14	41186 Washer, Belleville, .31	2
	15	390633 Skirt, Front, Scb, Disk, 28 Inch	1
	16	390635 Strip, Retainer, Skirt, Front, 28 Inch	1
	17	390634 Skirt, Rear, Scb, Disk, 28 Inch	1
	18	390636 Strip, Retainer, Skirt, Rear, 28 Inch	1
	19	08716 Screw, Hex, M06 X 1.0 X 20, Ss	9
	20	01684 Washer, Flt, .25 Ss	9
	21	08712 Nut, Hex, Lock, M06 X 1.0, NI, Ss	9
	22	02942 Pin, Hair Cotter, 0.62 D .120 Wir	1
	23	222196 Pin, Clevis, 0.50 D X 4.00l	1
	24	390741 Channel Wldt, Lift Tool	1
	25	15648 Bushing, Flng, 0.50b 0.59d 0.38l	4
	26	32486 Washer, Flt, .50 Sae	2
	27	02994 Screw, Hex, .38–16 X 0.75, Ss	8
	28	01686 Washer, Flat, 0.44B 1.00D .08, Ss	10
	29	1006401 Hose, Afmkt, Pvc, Brd, 0.50id, 03ft (376716)	2.330'
	30	392882 [2] Link, Balljoint, M10 X 1.5, 11.0L	2
	31	08714 [2] Nut, Hex, Lock, M10 X 1.5, NL, SS	2
	32	1011403 Hose, Afmkt Pvc, Brd 0.50id X 1 Ft (376716)	0.550'
	33	390666 [1] Rod, Thrd, 2 End, .38–24 09.0l Lh/Rh	2
	34	86780 [1] Rod–End, .38–24lh Fem 0.38–24stud	2
	35	86781 [1] Rod–End, .38–24rh Fem 0.38–24stud	2
	36	01686 [1] Washer, Flat, 0.44B 1.00D .08, Ss	4
	37	20171 [1] Nut, Hex, Jam, .38–24	2
	38	82889 [1] Nut, Hex, Jam, .38–24, Lh	2
	39	50269 [1] Nut, Hex, Lock, .38–24, NI, Ss	4
	40	01686 [2] Washer, Flat, 0.44B 1.00D .08, Ss	2
	41	N/A [1] Replaced by item #1	–

[1] Serial number (00000000–10195059)

[2] Serial number (10195060–)

[3] Serial number (00000000–OCT 09)

[4] Serial number (NOV 09–)

▽ ASSEMBLY

▲ INCLUDED IN ASSEMBLY

Fig. 36 - Heavy Duty Disk Scrub Head Squeegee Group, 700 mm (28 in)

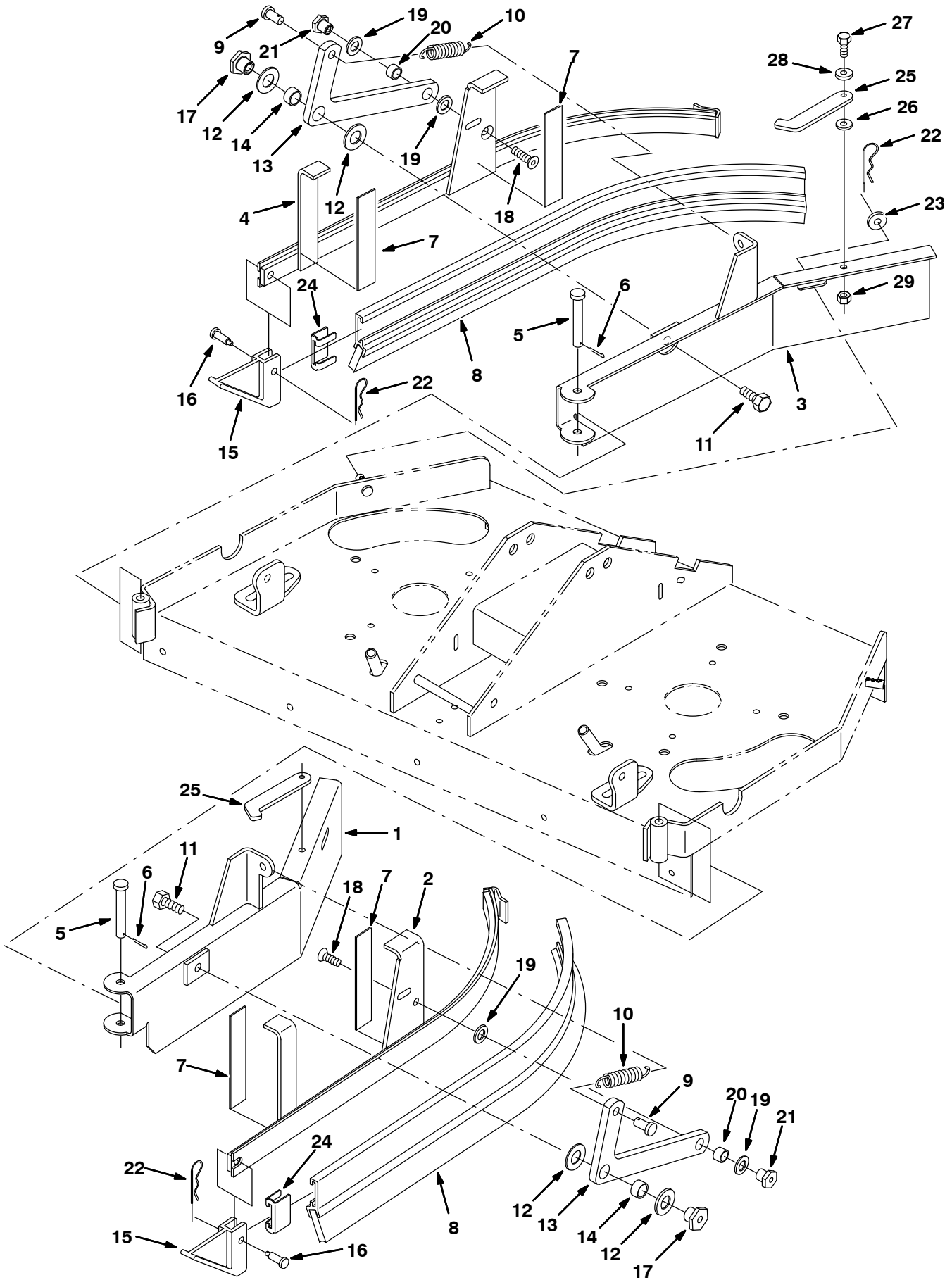


Fig. 36 – Heavy Duty Disk Scrub Head Squeegee Group, 700 mm (28 in)

NOTE: Disk Scrub Head Kit, Tennant Part Number 391031, includes Fig. 35, and Fig. 36.

Ref.	Tennant Part No.	Description	Qty.
1	390702	Door Wldt, Mtg, Lh, 28 Inch Disk	1
2	390707	Bladeholder Wldt, Sqge, Disk, Lh	1
3	390710	Door Wldt, Mtg, Rh, 28 Inch Disk	1
4	390720	Bladeholder Wldt, Sqge, Disk, Rh	1
5	391179	Pin, Clevis, 0.37 D X 2.62l	2
6	08182	Pin, Cotter, .125 X 1.00	2
7	390988	Tape, [Protective], .0080th, 1.0w, 5.0l	4
8	86859	Blade Assy, Sqge, Side	2
9	39019	Pin, Clevis, 0.37 D X 0.75l	2
10	15047	Spring, Extn, 0.62od X 0.08wir, 3.0l	2
11	09291	Screw, Hex, M10 X 1.5 X 20, Ss	2
12	64425	Washer, Thrust, 0.61b 1.25d .06, Fgl	4
13	25709	Bellcrank, Lift, Sqge	2
14	71607	Bushing, Sleeve, 0.63b 0.72d 0.38l	2
15	86865	Guide, Side Sqge	2
16	69582	Pin, Clevis, 0.31 D X 1.00l	2
17	391345	Nut, T, M 10 X1.5 0.623od .516lg	2
18	79246	Screw, Flat, M08–1.25x 20, Ss	2
19	86860	Bearing, Thrust	4
20	64173	Bushing, Sleeve, 0.50b 0.59d 0.38l, Stl	2
21	391346	Nut, T, M8x1.25 X0.498od, 0.516lg	2
22	44906	Pin, Hair Cotter, 0.69 D .092 Wir	4
23	01686	Washer, Flat, 0.44B 1.00D .08, Ss	2
24	86759	Retainer, Sqge	2
25	390997	Lever, Lock, Side Sqge	2
26	16236	Washer, 0.26b 0.72d .06, Nyl	2
27	08716	Screw, Hex, M06 X 1.0 X 20, Ss	2
28	01684	Washer, Flat, .25 Ss	2
29	08712	Nut, Hex, Lock, M06 X 1.0, NI, Ss	2

Fig. 37 – Disk Scrub Head Drive Motor Group, 800 mm (32 in)

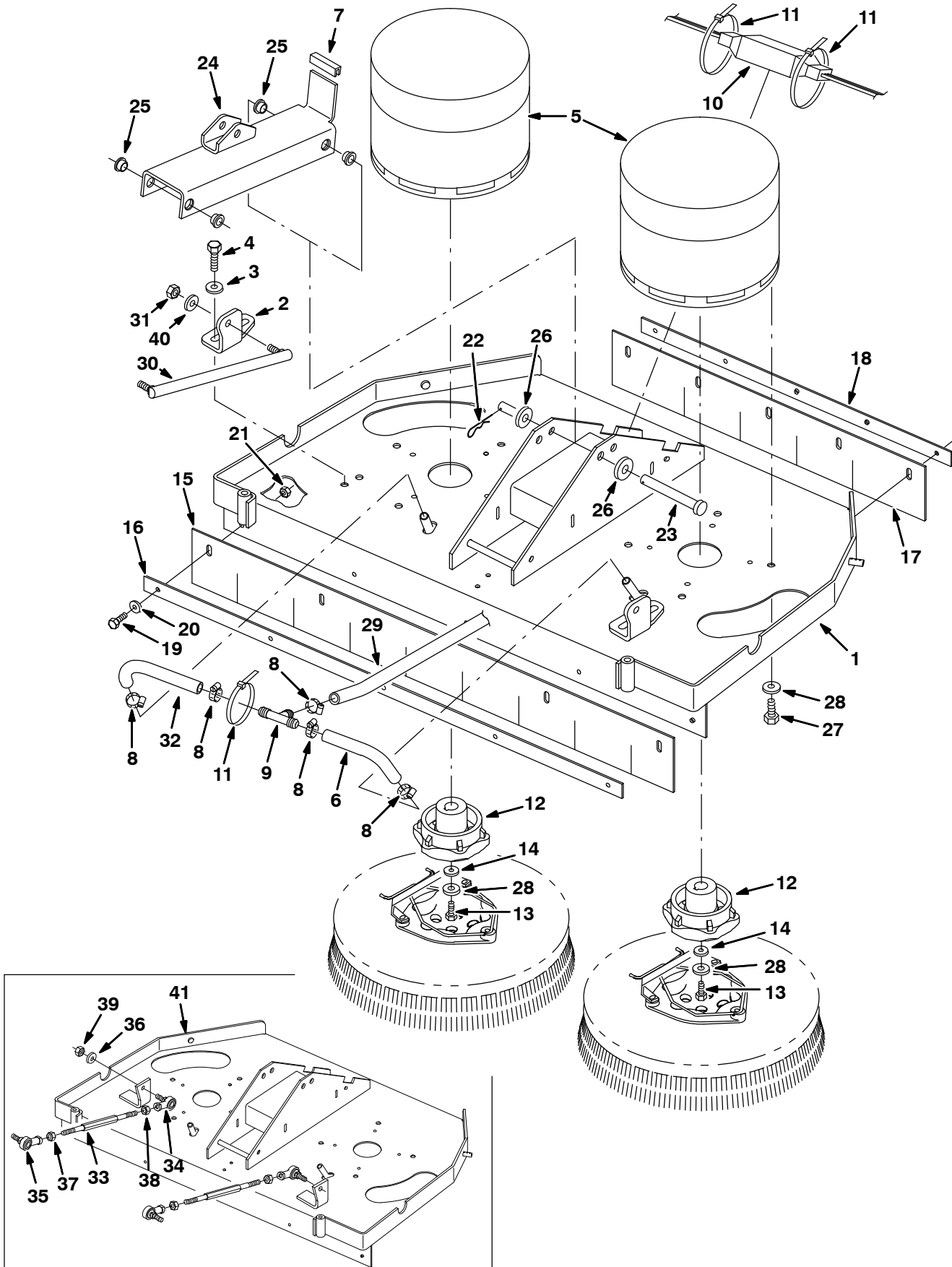


Fig. 37 – Disk Scrub Head Drive Motor Group, 800 mm (32 in)

NOTE: Disk Scrub Head Kit, Tennant Part Number 391037, includes Fig. 37, and Fig. 38.

Ref.	Tennant Part No.	Description	Qty.
▽	1 1040839	Head Kit, Ci, 32 Inch [7100]	1
▲	2 1006123	② Bracket, Link, Head, Disk	2
▲	3 01686	② Washer, Flat, 0.44B 1.00D .08, Ss	4
▲	4 10959	② Screw, Hex, M10 X 1.5 X 20, SS, NL	4
	5 9006323	④ Motor Kit, Ele, 36vdc 0.80hp, Replmt	2
	5 223358	③ Motor, Ele, 36vdc, 0.80hp, 0320rpm (See Breakdowns)	2
	6 1011403	Hose, Afmkt Pvc, Brd 0.50id X 1 Ft (376716)	0.550'
	7 223645	Molding, Trim, Rbr, .13 03.0	1
	8 54333	Clamp, Hose, Wormdrive, 0.31–0.88d	5
	9 63245–1	Fitting, Plstc, Tee, Bm08/Bm08/Bm08	1
	10 222836	Shunt	1
	11 44961	Tie, Cable, Nyl, 14.5l .30w 4.0 Max D	3
	12 377364	Hub, Drive, Brush, Disk, 0.75b 6t	2
	13 02991	Screw, Hex, .31–18 X 0.75, Ss	2
	14 41186	Washer, Belleville, .31	2
	15 390650	Skirt, Front, Scb, Disk, 32 Inch	1
	16 390652	Strip, Retainer, Skirt, Front, 32 Inch	1
	17 390651	Skirt, Rear, Scb, Disk, 32 Inch	1
	18 390653	Strip, Retainer, Skirt, Rear, 32 Inch	1
	19 08716	Screw, Hex, M06 X 1.0 X 20, Ss	9
	20 01684	Washer, Flt, .25 Ss	9
	21 08712	Nut, Hex, Lock, M06 X 1.0, NI, Ss	9
	22 02942	Pin, Hair Cotter, 0.62 D .120 Wir	1
	23 222196	Pin, Clevis, 0.50 D X 4.00l	1
	24 390741	Channel Wldt, Lift Tool	1
	25 15648	Bushing, Flng, 0.50b 0.59d 0.38l	4
	26 32486	Washer, Flt, .50 Sae	2
	27 02994	Screw, Hex, .38–16 X 0.75, Ss	8
	28 01686	Washer, Flat, 0.44B 1.00D .08, Ss	10
	29 1006401	Hose, Afmkt, Pvc, Brd, 0.50id, 03ft (376716)	2.330'
	30 392882	② Link, Balljoint, M10 X 1.5, 11.0L	2
	31 08714	② Nut, Hex, Lock, M10 X 1.5, NL, SS	2
	32 1011403	Hose, Afmkt Pvc, Brd 0.50id X 1 Ft (376716)	0.550'
	33 390666	① Rod, Thrd, 2 End, .38–24 09.0l Lh/Rh	2
	34 86780	① Rod–End, .38–24lh Fem 0.38–24stud	2
	35 86781	① Rod–End, .38–24rh Fem 0.38–24stud	2
	36 01686	① Washer, Flat, 0.44B 1.00D .08, Ss	4
	37 20171	① Nut, Hex, Jam, .38–24	2
	38 82889	① Nut, Hex, Jam, .38–24, Lh	2
	39 50269	① Nut, Hex, Lock, .38–24, NI, Ss	4
	40 01686	② Washer, Flat, 0.44B 1.00D .08, Ss	2
	41 N/A	① Replaced by item #1	–

① Serial number (00000000–10204102)

② Serial number (10204103–)

③ Serial number (00000000–OCT 09)

④ Serial number (NOV 09–)

▽ ASSEMBLY

▲ INCLUDED IN ASSEMBLY

Fig. 38 - Disk Scrub Head Squeegee Group, 800 mm (32 in)

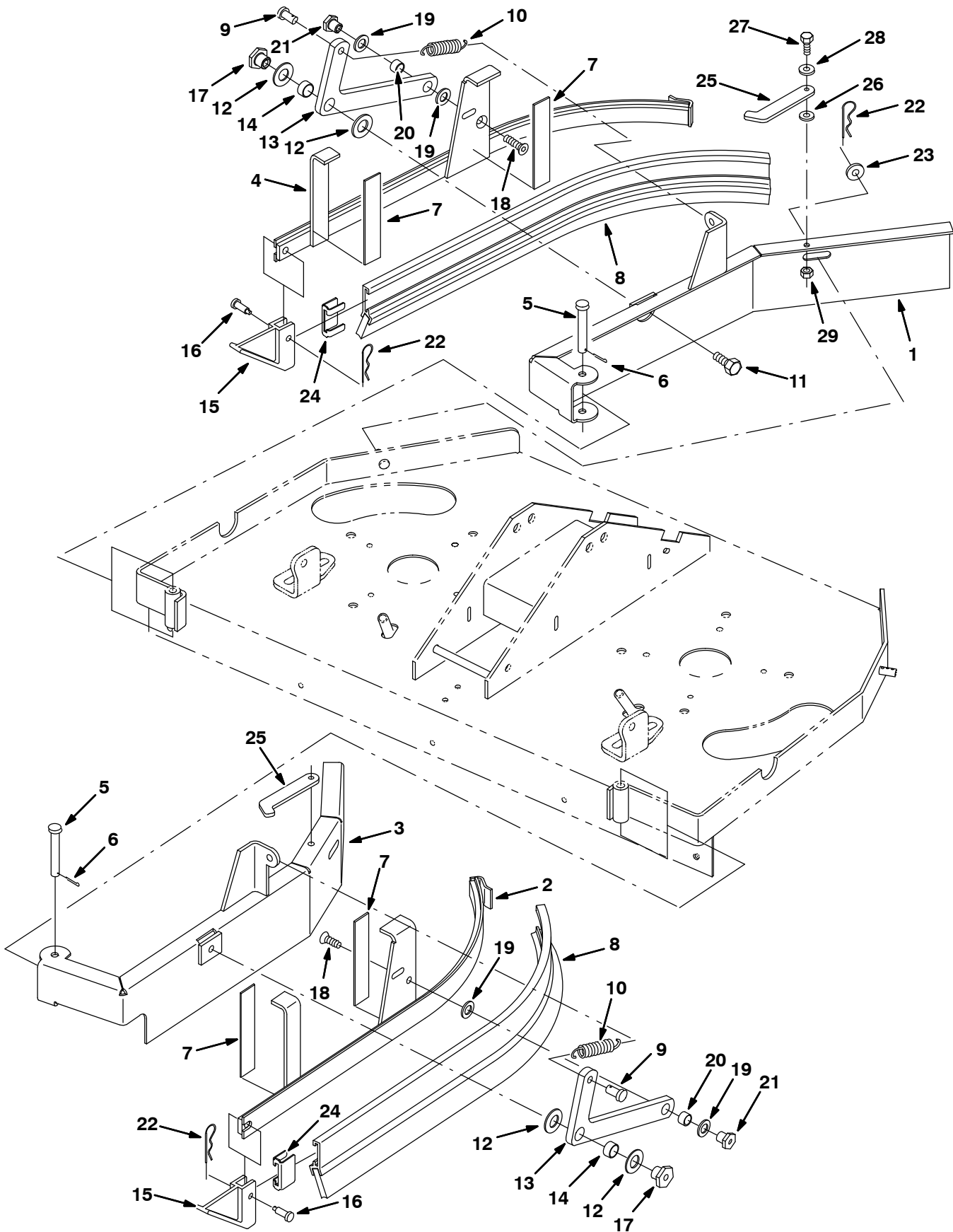


Fig. 38 – Disk Scrub Head Squeegee Group, 800 mm (32 in)

NOTE: Disk Scrub Head Kit, Tennant Part Number 391037, includes Fig. 37, and Fig. 38.

NOTE: Rollout Battery Disk Scrub Head Kit, Tennant Part Number 391208, includes Fig. 38, and Fig. 47.

Ref.	Tennant Part No.	Description	Qty.
1	390734	Door Wldt, Mtg, Rh, 32 Inch Disk	1
2	390707	Bladeholder Wldt, Sqge, Disk, Lh	1
3	390736	Door Wldt, Mtg, Lh, 32 Inch Disk	1
4	390720	Bladeholder Wldt, Sqge, Disk, Rh	1
5	391179	Pin, Clevis, 0.37 D X 2.62l	2
6	08182	Pin, Cotter, .125 X 1.00	2
7	390988	Tape, [Protective], .0080th, 1.0w, 5.0l	4
8	86859	Blade Assy, Sqge, Side	2
9	39019	Pin, Clevis, 0.37 D X 0.75l	2
10	15047	Spring, Extn, 0.62od X 0.08wir, 3.0l	2
11	09291	Screw, Hex, M10 X 1.5 X 20, Ss	2
12	64425	Washer, Thrust, 0.61b 1.25d .06, Fgl	4
13	25709	Bellcrank, Lift, Sqge	2
14	71607	Bushing, Sleeve, 0.63b 0.72d 0.38l	2
15	86865	Guide, Side Sqge	2
16	69582	Pin, Clevis, 0.31 D X 1.00l	2
17	391345	Nut, T, M 10 X1.5 0.623od .516lg	2
18	79246	Screw, Flat, M08–1.25x 20, Ss	2
19	86860	Bearing, Thrust	4
20	64173	Bushing, Sleeve, 0.50b 0.59d 0.38l, Stl	2
21	391346	Nut, T, M8x1.25 X0.498od, 0.516lg	2
22	44906	Pin, Hair Cotter, 0.69 D .092 Wir	4
23	01686	Washer, Flat, 0.44B 1.00D .08, Ss	2
24	86759	Retainer, Sqge	2
25	390997	Lever, Lock, Side Sqge	2
26	16236	Washer, 0.26b 0.72d .06, Nyl	2
27	08716	Screw, Hex, M06 X 1.0 X 20, Ss	2
28	01684	Washer, Flat, .25 Ss	2
29	08712	Nut, Hex, Lock, M06 X 1.0, NI, Ss	2

OPTIONS

Fig. 39 – Cylindrical Scrub Head Drive Motor Group, 700 mm (28 in)

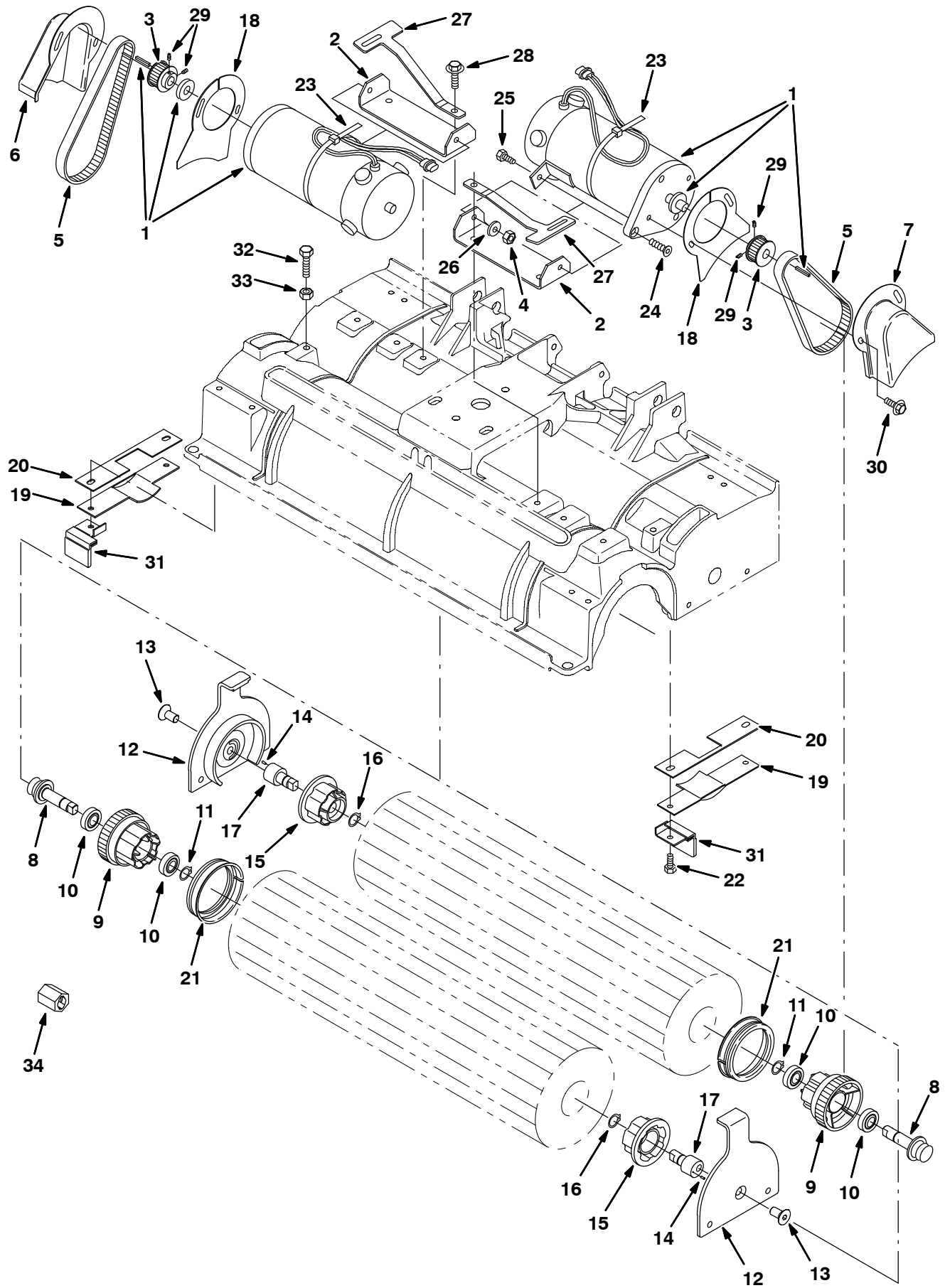


Fig. 39 – Cylindrical Scrub Head Drive Motor Group, 700 mm (28 in)

NOTE: Cylindrical Scrub Head Kit, Tennant Part Number 391033, includes Fig. 39, Fig. 40, and Fig. 41.

NOTE: Rollout Battery Cylindrical Scrub Head Kit, Tennant Part Number 391207, includes Fig. 39, Fig. 41, and Fig. 48.

Ref.	Tennant Part No.	Description	Qty.
1	1038426	③ Motor, Ele, 36vdc 1700rpm 0.75hp	2
1	375175	② Motor, Ele 1700Rpm 36Vdc, 0.75Hp (See Breakdowns)	2
1	222753	① Motor, Ele, 36vdc, 0.75hp, 1700rpm (See Breakdowns)	2
2	223564	Bracket, Mtg, Motor	2
3	375195	Sprocket, Timing, 22tooth, 0.50b	2
4	08713	Nut, Hex, Lock, M08 X 1.25,NI, Ss	4
5	377505	Belt, Replmt, Brush Drive, F/222201	2
6	223560	Guard, Belt, Rh	1
7	223561	Guard, Belt, Lh	1
▽	222751	Plug Assy, Drive, Brush	2
▲	8 222176	Shaft, Drive Plug	1
▲	9 1040931	Plug, Drive, Brush	1
▲	10 41360	Bearing, Ball, 0.59b 1.26d 0.35w	2
▲	11 01516	Ring, Retaining, Ext, 0.59d, Basic	1
▽	1057922	Door Assy, Cyl Head, [7100]	2
▲	12 1044145	Door, Brush	2
▲	13 390996	Screw, Flat, M10 X 1.5 X 20, Ss. NI	2
▲▽	222752	Plug Assy, Idler, Brush	2
▲▲	14 222184	Pin, Roll, .090 D 0.25l, .094/.097	1
▲▲	15 379202	Plug, Idler, Brush	1
▲▲	16 01516	Ring, Retaining, Ext, 0.59d, Basic	1
▲▲	17 222177	Shaft, Idler Plug	1
	18 223563	Guard, Belt, Drive, Scrbr Head, Lh	2
	19 223566	Bracket, Shield	2
	20 223569	Gasket, Shield	2
	21 222820	Seal, Ring	2
	22 15675	Screw, Hex, M8 X 1.25 X 16, Ss	4
	23 44961	Tie, Cable, Nyl, 14.5l .30w 4.0 Max D	2
	24 79506	Screw, Flat, M08-1.25x 30, Ss	2
	25 09740	Screw, Hex, M08 X 1.25 X 20, Ss	2
	26 01685	Washer, Flt, .31 Ss	4
	27 222209	Spring, Flt, Door, Scrbr Head	2
	28 76099	Screw, Hex, M08 X 1.25 X 25, Fmg	4
	29 222818	Screw, Set, #08-32 X 0.25, NI	4
	30 1034731	Screw, Hex, M6 X 1.00 X 16, Ss, Sems	4
	31 223568	Deflector, Water	2
	32 09023	Screw, Hex, M08 X 1.25 X 35, Ss FI	2
	33 08713	Nut, Hex, Lock, M08 X 1.25,NI, Ss	2
	34 1010506	Tool, Removal, Shaft, F/222176	1

- ① Serial number (000000-xxxxxx)
- ② Serial number (xxxxxx-10355468)
- ③ Serial number (10355469-)

▽ ASSEMBLY
 ▲ INCLUDED IN ASSEMBLY

Fig. 40 - Cylindrical Scrub Head Frame Group, 700 mm (28 in)

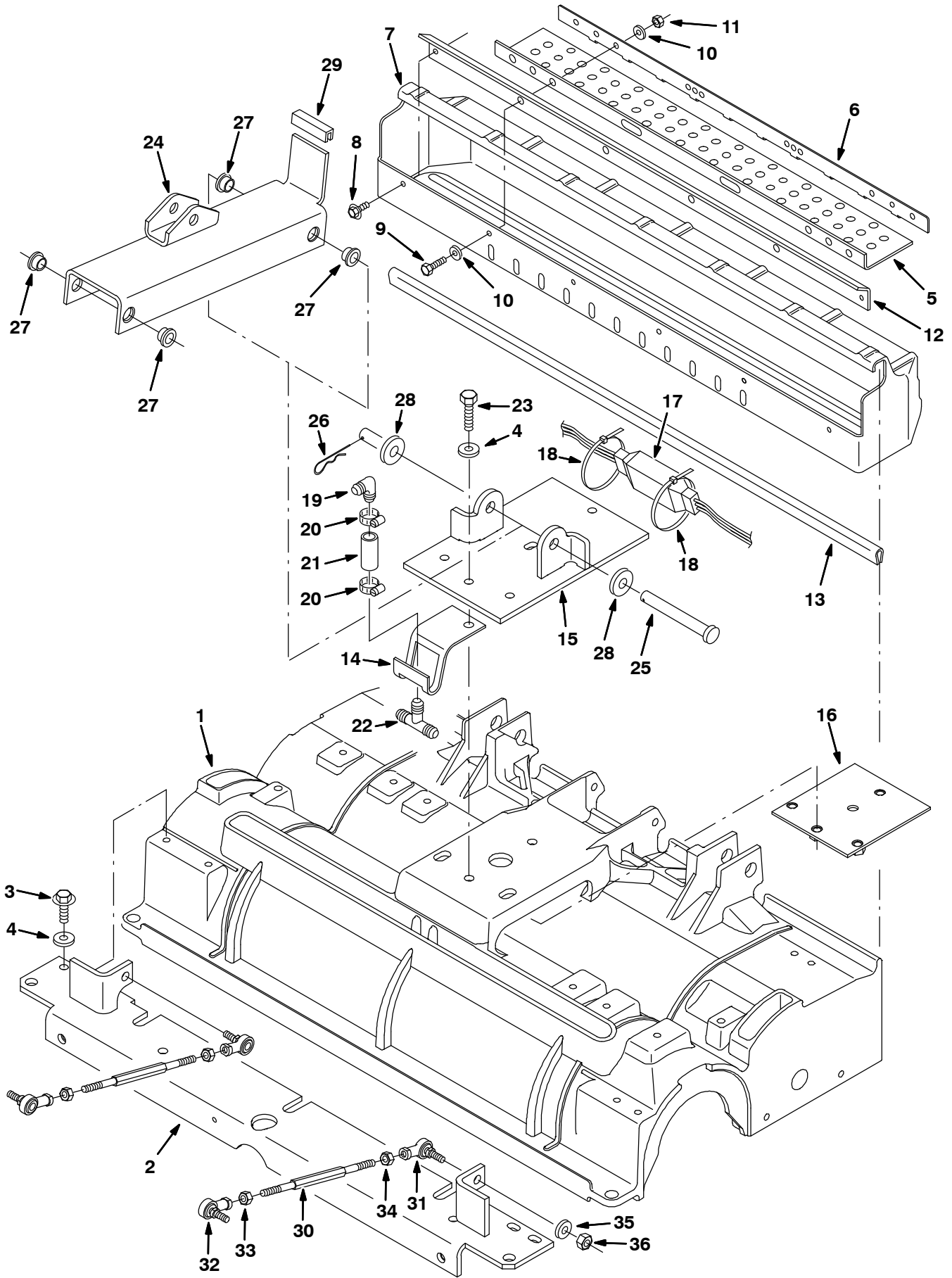


Fig. 40 – Cylindrical Scrub Head Frame Group, 700 mm (28 in)

NOTE: Cylindrical Scrub Head Kit, Tennant Part Number 391033, includes Fig. 39, Fig. 40, and Fig. 41.

Ref.	Tennant Part No.	Description	Qty.
1	1022254	Housing, Cyl, Mach 700mm	1
2	390641	Angle Wldt, Tool, Lift, Cyl, 28 Inch	1
3	76099	Screw, Hex, M08 X 1.25 X 25, Fmg	4
4	01685	Washer, Flt, .31 Ss	8
▽	222824	Kit, Tray, Debris, 28 In	1
▲	5	222669 Skirt	1
▲	6	222670 Strip, Debris Tray	1
▲	7	222167 Tray	1
▲	8	74455 Screw, Hex, M06 X 1.0 X 12, Fmg	2
▲	9	09007 Screw, Hex, M06 X 1.0 X 25, Ss	4
▲	10	01684 Washer, Flt, .25 Ss	8
▲	11	08712 Nut, Hex, Lock, M06 X 1.0, NI, Ss	4
▲	12	222203 Lip, Debris Tray, 28in	1
	13	374006 Channel, .18 0.50 0.03 29.0l	1
	14	222523 Bracket, Guide, Hose	1
	15	393016 Plate Wldt, Tool, Lift, Cyl	1
	16	223412 Plate, Mounting, Tool Lift, Sc	1
	17	222835 Shunt	1
	18	49263 Tie, Cable, Nyl, 11.4l .19w 3.0 Max D	2
	19	63987-1 Fitting, Plstc, E90, Bm08/Bm08	1
	20	54333 Clamp, Hose, Wormdrive, 0.31-0.88d	2
	21	71793 Hose, Pvc, Clr, 0.50id 0.69od 01.50l	1
	22	63245-1 Fitting, Plstc, Tee, Bm08/Bm08/Bm08	1
	23	09011 Screw, Hex, M08 X 1.25 X 30, Ss	4
	24	391387 Channel Wldt, Lift Tool, Cyl	1
	25	59668 Pin, Clevis, 0.50 D X 4.50l	1
	26	21120 Pin, Hair Cotter, 0.43 D .079 Wir	1
	27	15648 Bushing, Flng, 0.50b 0.59d 0.38l	4
	28	32486 Washer, Flt, .50 Sae	2
	29	223645 Molding, Trim, Rbr, .13 03.0	1
	30	390666 Rod, Thrd, 2 End, .38-24 09.0l Lh/Rh	2
	31	86780 Rod-End, .38-24lh Fem 0.38-24stud	2
	32	86781 Rod-End, .38-24rh Fem 0.38-24stud	2
	33	20171 Nut, Hex, Jam, .38-24	2
	34	82889 Nut, Hex, Jam, .38-24, Lh	2
	35	01686 Washer, Flat, 0.44B 1.00D .08, Ss	2
	36	50269 Nut, Hex, Lock, .38-24, NI, Ss	2

▽ ASSEMBLY

▲ INCLUDED IN ASSEMBLY

Fig. 41 – Cylindrical Scrub Head Squeegee Group, 700 mm (28 in)

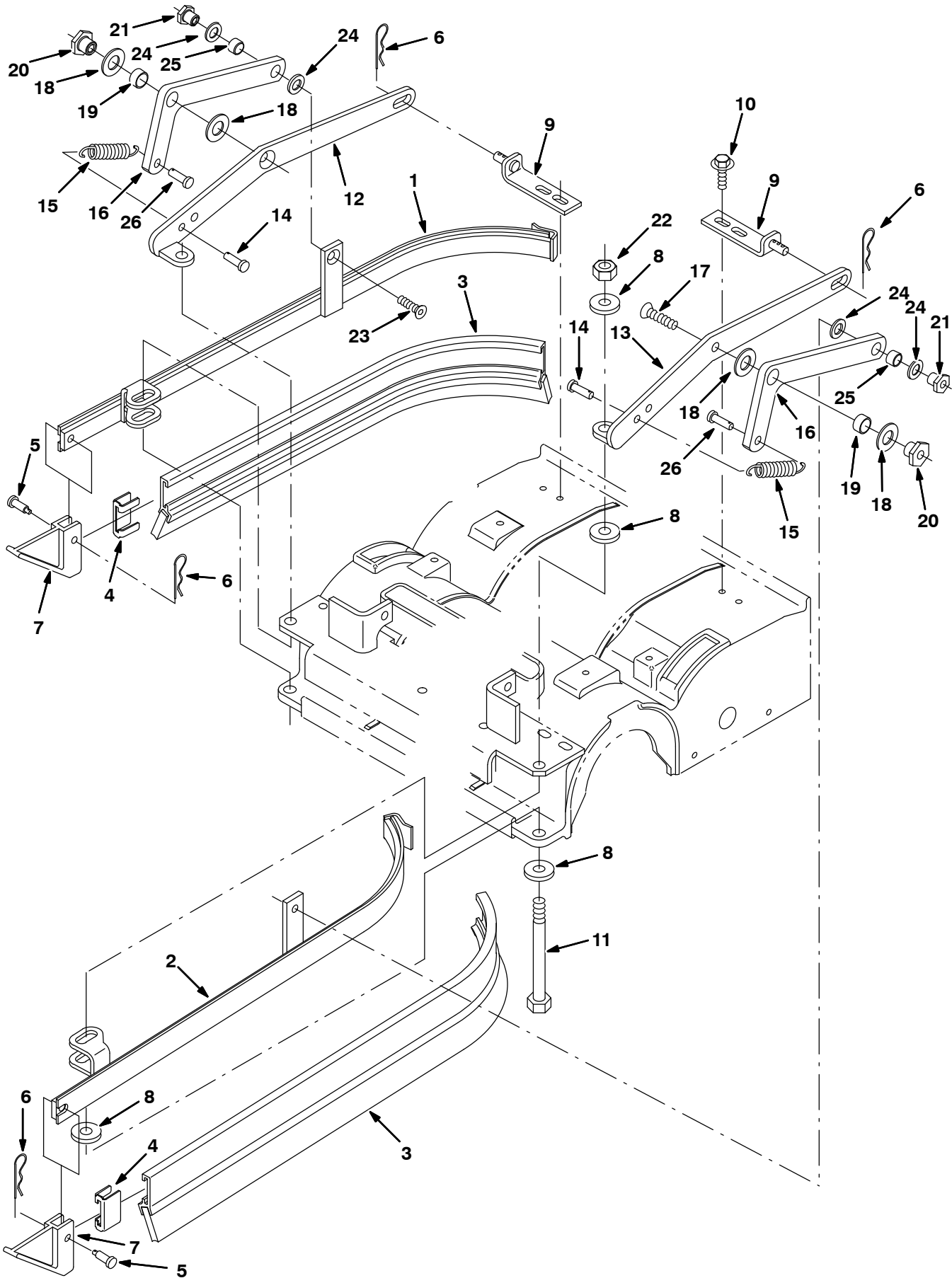


Fig. 41 – Cylindrical Scrub Head Squeegee Group, 700 mm (28 in)

NOTE: Cylindrical Scrub Head Kit, Tennant Part Number 391033, includes Fig. 39, Fig. 40, and Fig. 41.

NOTE: Rollout Battery Cylindrical Scrub Head Kit, Tennant Part Number 391207, includes Fig. 39, Fig. 41, and Fig. 48.

Ref.	Tennant Part No.	Description	Qty.
1	391327	Frame Wldt, Sqge, Side, Rh	1
2	391328	Frame Wldt, Sqge, Side, Lh	1
3	391334	Squeegee Assy, Side	2
4	86759	Retainer, Sqge	2
5	69582	Pin, Clevis, 0.31 D X 1.00l	2
6	44906	Pin, Hair Cotter, 0.69 D .092 Wir	4
7	86865	Guide, Side Sqge	2
8	33925	Washer, Flat, M12, 13x24x2.5ss	8
9	391176	Angle Wldt, Stop, Side Sqge, Cyl, Head	2
10	76099	Screw, Hex, M08 X 1.25 X 25, Fmg	4
11	45280	Screw, Hex, .50–13 X 5.50, G5	2
12	393017	Arm, Mtg, Link, Rh Sqge, Cyl Head	1
13	393018	Arm, Mtg, Link, Lh Sqge, Cyl Head	1
14	69582	Pin, Clevis, 0.31 D X 1.00l	2
15	15047	Spring, Extn, 0.62od X 0.08wir, 3.0l	2
16	25709	Bellcrank, Lift, Sqge	2
17	380587	Screw, Flat, M10 X 1.5 X 20, Ss	2
18	64425	Washer, Thrust, 0.61b 1.25d .06, Fgl	4
19	71607	Bushing, Sleeve, 0.63b 0.72d 0.38l	2
20	391345	Nut, T, M 10 X1.5 0.623od .516lg	2
21	391346	Nut, T, M8x1.25 X0.498od, 0.516lg	2
22	02931	Nut, Hex, Lock, .50–13, NI, Ss	2
23	79246	Screw, Flat, M08–1.25x 20, Ss	2
24	86860	Bearing, Thrust	4
25	64173	Bushing, Sleeve, 0.50b 0.59d 0.38l, Stl	2
26	39019	Pin, Clevis, 0.37 D X 0.75l	2

OPTIONS

Fig. 42 - Cylindrical Scrub Head Drive Motor Group, 800 mm (32 in)

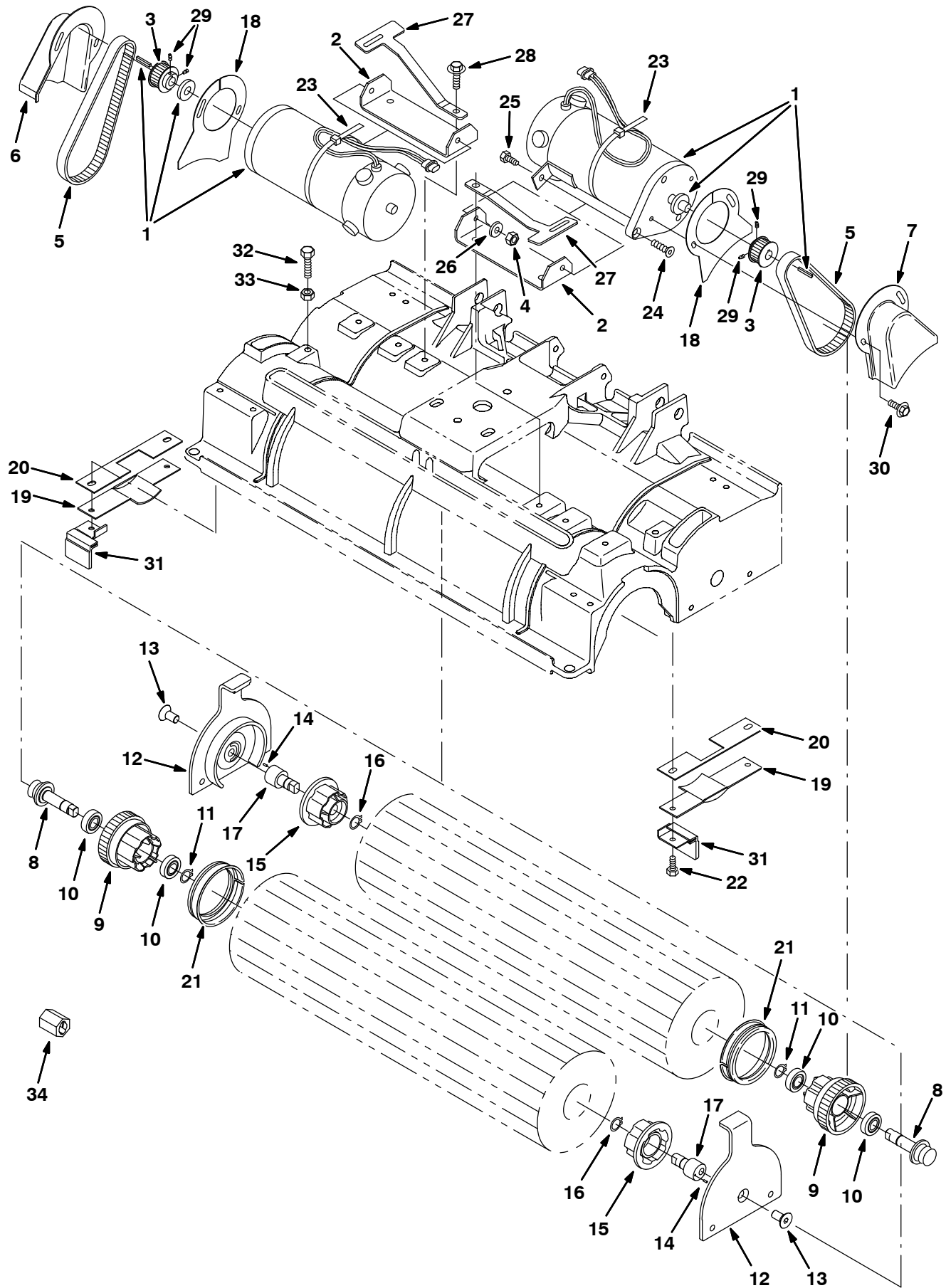


Fig. 42 – Cylindrical Scrub Head Drive Motor Group, 800 mm (32 in)

NOTE: Cylindrical Scrub Head Kit, Tennant Part Number 391039, includes Fig. 42, Fig. 43, and Fig. 44.

NOTE: Rollout Battery Cylindrical Scrub Head Kit, Tennant Part Number 391209, includes Fig. 42, Fig. 44, and Fig. 49.

Ref.	Tennant Part No.	Description	Qty.	
1	1038426	③ Motor, Ele, 36vdc 1700rpm 0.75hp	2	
	375175	② Motor, Ele 1700Rpm 36Vdc, 0.75Hp (See Breakdowns)	2	
	222753	① Motor, Ele, 36vdc, 0.75hp, 1700rpm (See Breakdowns)	2	
2	223564	Bracket, Mtg, Motor	2	
3	375195	Sprocket, Timing, 22tooth, 0.50b	2	
4	08713	Nut, Hex, Lock, M08 X 1.25,NI, Ss	4	
5	377505	Belt, Replmt, Brush Drive, F/222201	2	
6	223560	Guard, Belt, Rh	1	
7	223561	Guard, Belt, Lh	1	
∇	222751	Plug Assy, Drive, Brush	2	
▲	8	222176	Shaft, Drive Plug	1
▲	9	1040931	Plug, Drive, Brush	1
▲	10	41360	Bearing, Ball, 0.59b 1.26d 0.35w	2
▲	11	01516	Ring, Retaining, Ext, 0.59d, Basic	1
∇	1057922	Door Assy, Cyl Head, [7100]	2	
▲	12	1044145	Door, Brush	2
▲	13	390996	Screw, Flat, M10 X 1.5 X 20, Ss, NI	2
▲∇	222752	Plug Assy, Idler, Brush	2	
▲▲	14	222184	Pin, Roll, .090 D 0.25l, .094/.097	1
▲▲	15	379202	Plug, Idler, Brush	1
▲▲	16	01516	Ring, Retaining, Ext, 0.59d, Basic	1
▲▲	17	222177	Shaft, Idler Plug	1
	18	223563	Guard, Belt, Drive, Scrbr Head, Lh	2
	19	223566	Bracket, Shield	2
	20	223569	Gasket, Shield	2
	21	222820	Seal, Ring	2
	22	15675	Screw, Hex, M8 X 1.25 X 16, Ss	4
	23	44961	Tie, Cable, Nyl, 14.5l .30w 4.0 Max D	2
	24	79506	Screw, Flat, M08-1.25x 30, Ss	2
	25	09740	Screw, Hex, M08 X 1.25 X 20, Ss	2
	26	01685	Washer, Flt, .31 Ss	4
	27	222209	Spring, Flt, Door, Scrbr Head	2
	28	76099	Screw, Hex, M08 X 1.25 X 25, Fmg	4
	29	222818	Screw, Set, #08-32 X 0.25, NI	4
	30	1034731	Screw, Hex, M6 X 1.00 X 16, Ss, Sems	4
	31	223568	Deflector, Water	2
	32	09023	Screw, Hex, M08 X 1.25 X 35, Ss FI	2
	33	08713	Nut, Hex, Lock, M08 X 1.25,NI, Ss	2
	34	1010506	Tool, Removal, Shaft, F/222176	1

① Serial number (000000-xxxxxx)

② Serial number (xxxxxx-10355468)

③ Serial number (10355469-)

∇ ASSEMBLY

▲ INCLUDED IN ASSEMBLY

Fig. 43 - Cylindrical Scrub Head Frame Group, 800 mm (32 in)

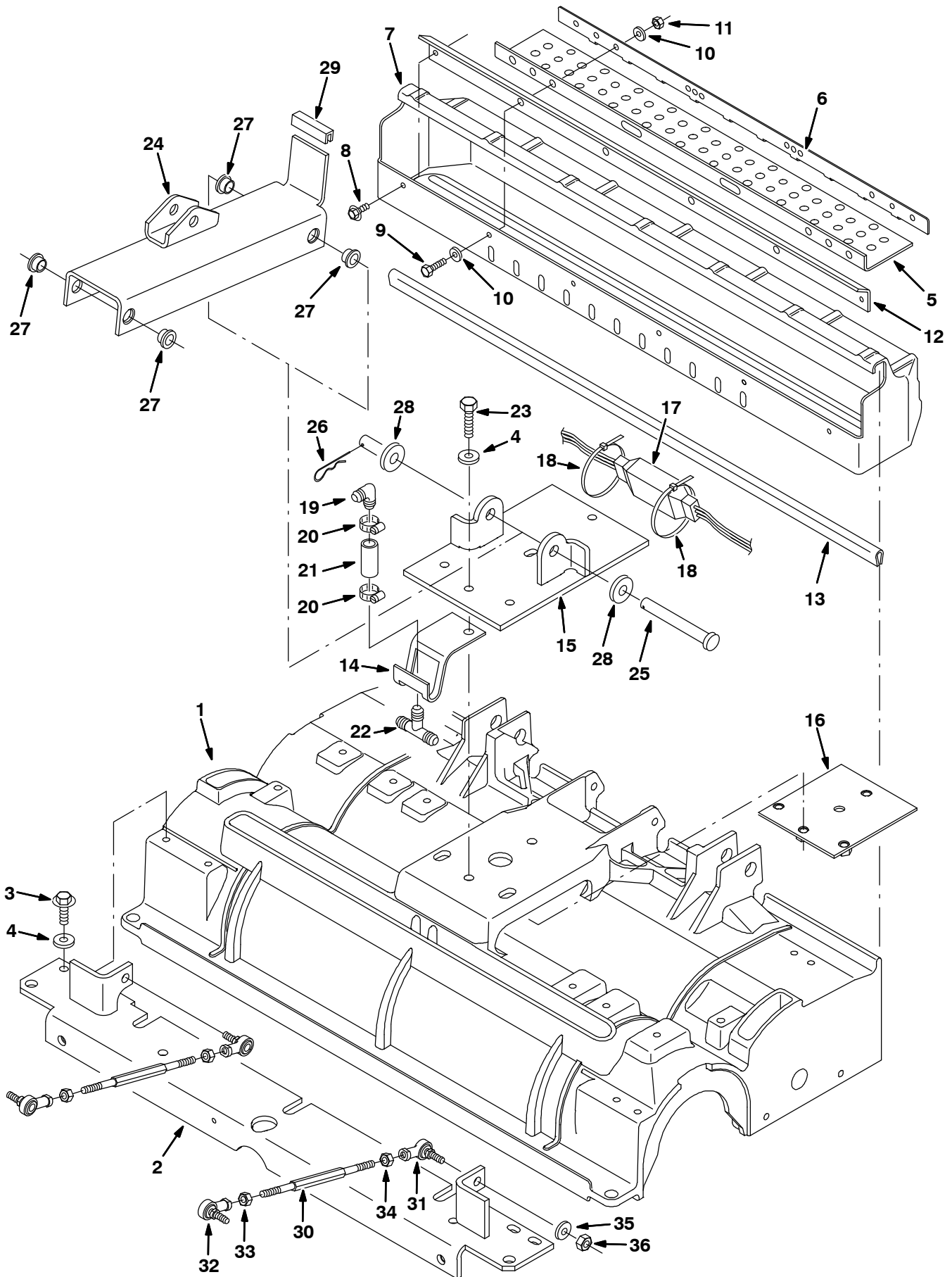


Fig. 43 – Cylindrical Scrub Head Frame Group, 800 mm (32 in)

NOTE: Cylindrical Scrub Head Kit, Tennant Part Number 391039, includes Fig. 42, Fig. 43, and Fig. 44.

Ref.	Tennant Part No.	Description	Qty.
1	1022253	Housing, Cyl, Mach 800mm	1
2	390667	Angle Wldt, Mtg, Scb, Cyl, 32 Inch	1
3	76099	Screw, Hex, M08 X 1.25 X 25, Fmg	4
4	01685	Washer, Flt, .31 Ss	3
▽	222825	Kit, Tray, Debris, 32 In	1
▲	5 222669	Skirt	1
▲	6 222670	Strip, Debris Tray	1
▲	7 391330	Tray, Debris, 32 Inch	1
▲	8 74455	Screw, Hex, M06 X 1.0 X 12, Fmg	2
▲	9 09007	Screw, Hex, M06 X 1.0 X 25, Ss	4
▲	10 01684	Washer, Flt, .25 Ss	8
▲	11 08712	Nut, Hex, Lock, M06 X 1.0, NI, Ss	4
▲	12 222204	Lip, Debris Tray, 32 In	1
	13 374007	Channel, .18 0.50 0.03 33.0l	1
	14 222523	Bracket, Guide, Hose	1
	15 393016	Plate Wldt, Tool, Lift, Cyl	1
	16 223412	Plate, Mounting, Tool Lift, Sc	1
	17 222835	Shunt	1
	18 49263	Tie, Cable, Nyl, 11.4l .19w 3.0 Max D	2
	19 63987-1	Fitting, Plstc, E90, Bm08/Bm08	1
	20 54333	Clamp, Hose, Wormdrive, 0.31-0.88d	2
	21 71793	Hose, Pvc, Clr, 0.50id 0.69od 01.50l	1
	22 63245-1	Fitting, Plstc, Tee, Bm08/Bm08/Bm08	1
	23 09011	Screw, Hex, M08 X 1.25 X 30, Ss	4
	24 391387	Channel Wldt, Lift Tool, Cyl	1
	25 59668	Pin, Clevis, 0.50 D X 4.50l	1
	26 21120	Pin, Hair Cotter, 0.43 D .079 Wir	1
	27 15648	Bushing, Flng, 0.50b 0.59d 0.38l	4
	28 32486	Washer, Flt, .50 Sae	2
	29 223645	Molding, Trim, Rbr, .13 03.0	1
	30 390666	Rod, Thrd, 2 End, .38-24 09.0l Lh/Rh	2
	31 86780	Rod-End, .38-24lh Fem 0.38-24stud	2
	32 86781	Rod-End, .38-24rh Fem 0.38-24stud	2
	33 20171	Nut, Hex, Jam, .38-24	2
	34 82889	Nut, Hex, Jam, .38-24, Lh	2
	35 01686	Washer, Flat, 0.44B 1.00D .08, Ss	2
	36 50269	Nut, Hex, Lock, .38-24, NI, Ss	2

▽ ASSEMBLY

▲ INCLUDED IN ASSEMBLY

Fig. 44 – Cylindrical Scrub Head Squeegee Group, 800 mm (32 in)

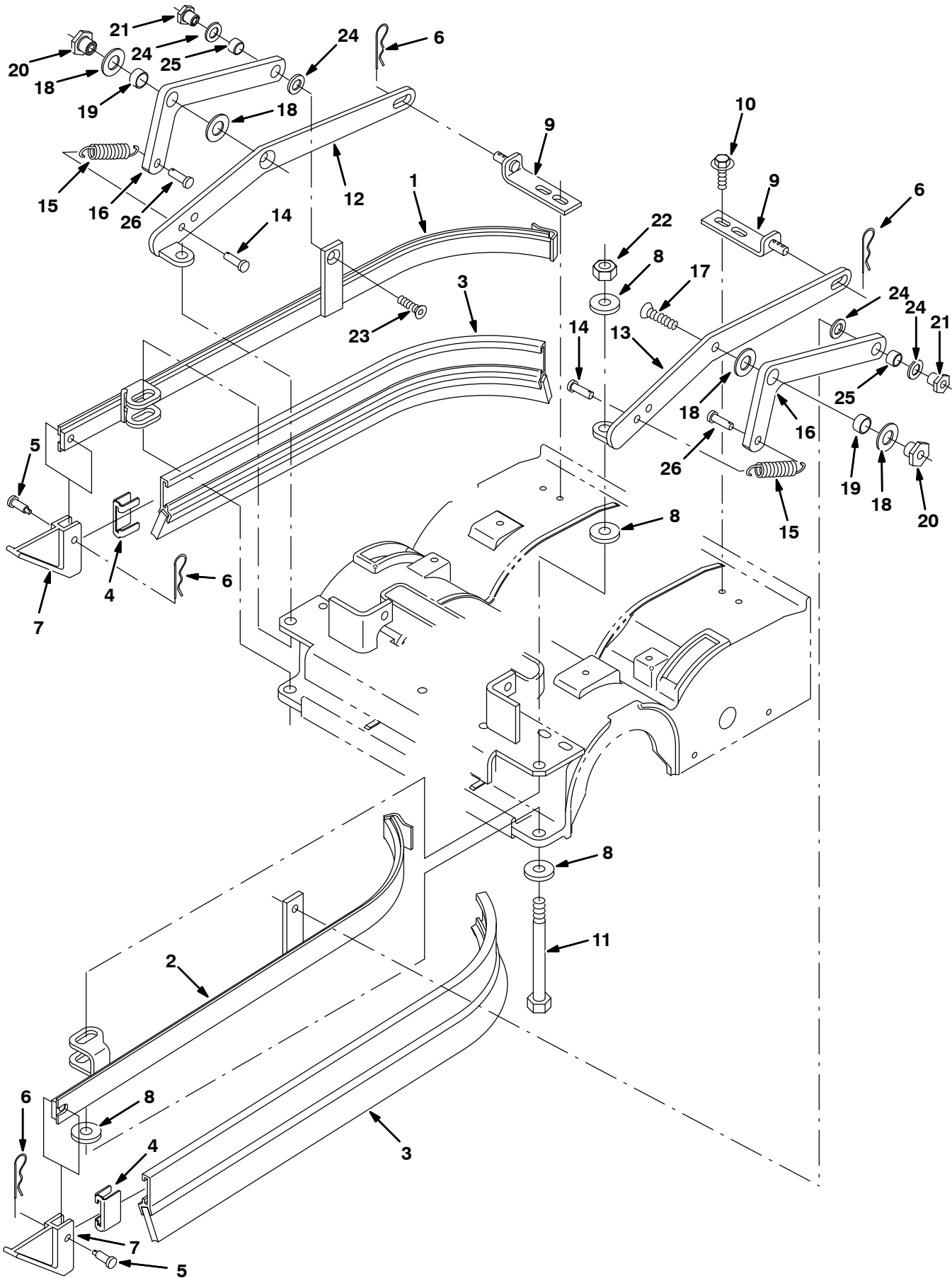


Fig. 44 – Cylindrical Scrub Head Squeegee Group, 800 mm (32 in)

NOTE: Cylindrical Scrub Head Kit, Tennant Part Number 391039, includes Fig. 42, Fig. 43, and Fig. 44.

NOTE: Rollout Battery Cylindrical Scrub Head Kit, Tennant Part Number 391209, includes Fig. 42, Fig. 44, and Fig. 49.

Ref.	Tennant Part No.	Description	Qty.
1	223413	Frame Wldt, Sqge, Rh, Cyl	1
2	223304	Frame Wldt, Sqge, Lh, Cyl	1
3	86859	Blade Assy, Sqge, Side	2
4	86759	Retainer, Sqge	2
5	69582	Pin, Clevis, 0.31 D X 1.00l	2
6	44906	Pin, Hair Cotter, 0.69 D .092 Wir	4
7	86865	Guide, Side Sqge	2
8	33925	Washer, Flat, M12, 13x24x2.5ss	8
9	391176	Angle Wldt, Stop, Side Sqge, Cyl, Head	2
10	76099	Screw, Hex, M08 X 1.25 X 25, Fmg	4
11	45280	Screw, Hex, .50–13 X 5.50, G5	2
12	393017	Arm, Mtg, Link, Rh Sqge, Cyl Head	1
13	393018	Arm, Mtg, Link, Lh Sqge, Cyl Head	1
14	69582	Pin, Clevis, 0.31 D X 1.00l	2
15	15047	Spring, Extn, 0.62od X 0.08wir, 3.0l	2
16	25709	Bellcrank, Lift, Sqge	2
17	380587	Screw, Flat, M10 X 1.5 X 20, Ss	2
18	64425	Washer, Thrust, 0.61b 1.25d .06, Fgl	4
19	71607	Bushing, Sleeve, 0.63b 0.72d 0.38l	2
20	391345	Nut, T, M 10 X1.5 0.623od .516lg	2
21	391346	Nut, T, M8x1.25 X0.498od, 0.516lg	2
22	02931	Nut, Hex, Lock, .50–13, NI, Ss	2
23	79246	Screw, Flat, M08–1.25x 20, Ss	2
24	86860	Bearing, Thrust	4
25	64173	Bushing, Sleeve, 0.50b 0.59d 0.38l, Stl	2
26	39019	Pin, Clevis, 0.37 D X 0.75l	2

Fig. 45 – Rollout Battery Disk Scrub Head Drive Motor Group, 700 mm (28 in)

NOTE: Rollout Battery Disk Scrub Head Kit, Tennant Part Number 391206, includes Fig. 45, and Fig. 46.

Ref.	Tennant Part No.	Description	Qty.
▽	1	1040861 Head Kit, Ci, 28 Inch [7100]	1
▲	2	1006123 [2] Bracket, Link, Head, Disk	2
▲	3	01686 [2] Washer, Flat, 0.44B 1.00D .08, Ss	4
▲	4	10959 [2] Screw, Hex, M10 X 1.5 X 20, SS, NL	4
	5	223358 Motor, Ele, 36vdc, 0.80hp, 0320rpm (See Breakdowns)	2
	6	1011403 Hose, Afmkt Pvc, Brd 0.50id X 1 Ft (376716)	0.550'
	7	223645 Molding, Trim, Rbr, .13 03.0	1
	8	54333 Clamp, Hose, Wormdrive, 0.31–0.88d	5
	9	63245–1 Fitting, Plstc, Tee, Bm08/Bm08/Bm08	1
	10	222836 Shunt	1
	11	44961 Tie, Cable, Nyl, 14.5l .30w 4.0 Max D	3
	12	377364 Hub, Drive, Brush, Disk, 0.75b 6t	2
	13	02991 Screw, Hex, .31–18 X 0.75, Ss	2
	14	41186 Washer, Belleville, .31	2
	15	390633 Skirt, Front, Scb, Disk, 28 Inch	1
	16	390635 Strip, Retainer, Skirt, Front, 28 Inch	1
	17	390634 Skirt, Rear, Scb, Disk, 28 Inch	1
	18	390636 Strip, Retainer, Skirt, Rear, 28 Inch	1
	19	08716 Screw, Hex, M06 X 1.0 X 20, Ss	9
	20	01684 Washer, Flt, .25 Ss	9
	21	08712 Nut, Hex, Lock, M06 X 1.0, NI, Ss	9
	22	02942 Pin, Hair Cotter, 0.62 D .120 Wir	1
	23	222196 Pin, Clevis, 0.50 D X 4.00l	1
	24	390642 Channel, Tool, Lift, R/O	1
	25	15648 Bushing, Flng, 0.50b 0.59d 0.38l	2
	26	32486 Washer, Flt, .50 Sae	2
	27	02994 Screw, Hex, .38–16 X 0.75, Ss	8
	28	01686 Washer, Flat, 0.44B 1.00D .08, Ss	10
	29	1006401 Hose, Afmkt Pvc, Brd, 0.50id, 03ft (376716)	2.330'
	30	392882 [2] Link, Balljoint, M10 X 1.5, 11.0L	2
	31	08714 [2] Nut, Hex, Lock, M10 X 1.5, NL, SS	2
	32	1011403 Hose, Afmkt Pvc, Brd 0.50id X 1 Ft (376716)	0.550'
	33	390666 [1] Rod, Thrd, 2 End, .38–24 09.0l Lh/Rh	2
	34	86780 [1] Rod–End, .38–24lh Fem 0.38–24stud	2
	35	86781 [1] Rod–End, .38–24rh Fem 0.38–24stud	2
	36	01686 [1] Washer, Flat, 0.44B 1.00D .08, Ss	4
	37	20171 [1] Nut, Hex, Jam, .38–24	2
	38	82889 [1] Nut, Hex, Jam, .38–24, Lh	2
	39	50269 [1] Nut, Hex, Lock, .38–24, NI, Ss	4
	40	01686 [2] Washer, Flat, 0.44B 1.00D .08, Ss	2
	41	N/A [1] Replaced by item #1	–

[1] Serial number (00000000–10195059)

[2] Serial number (10195060–)

▽ ASSEMBLY

▲ INCLUDED IN ASSEMBLY

Fig. 46 – Rollout Battery Disk Scrub Head Squeegee Group, 700 mm (28 in)

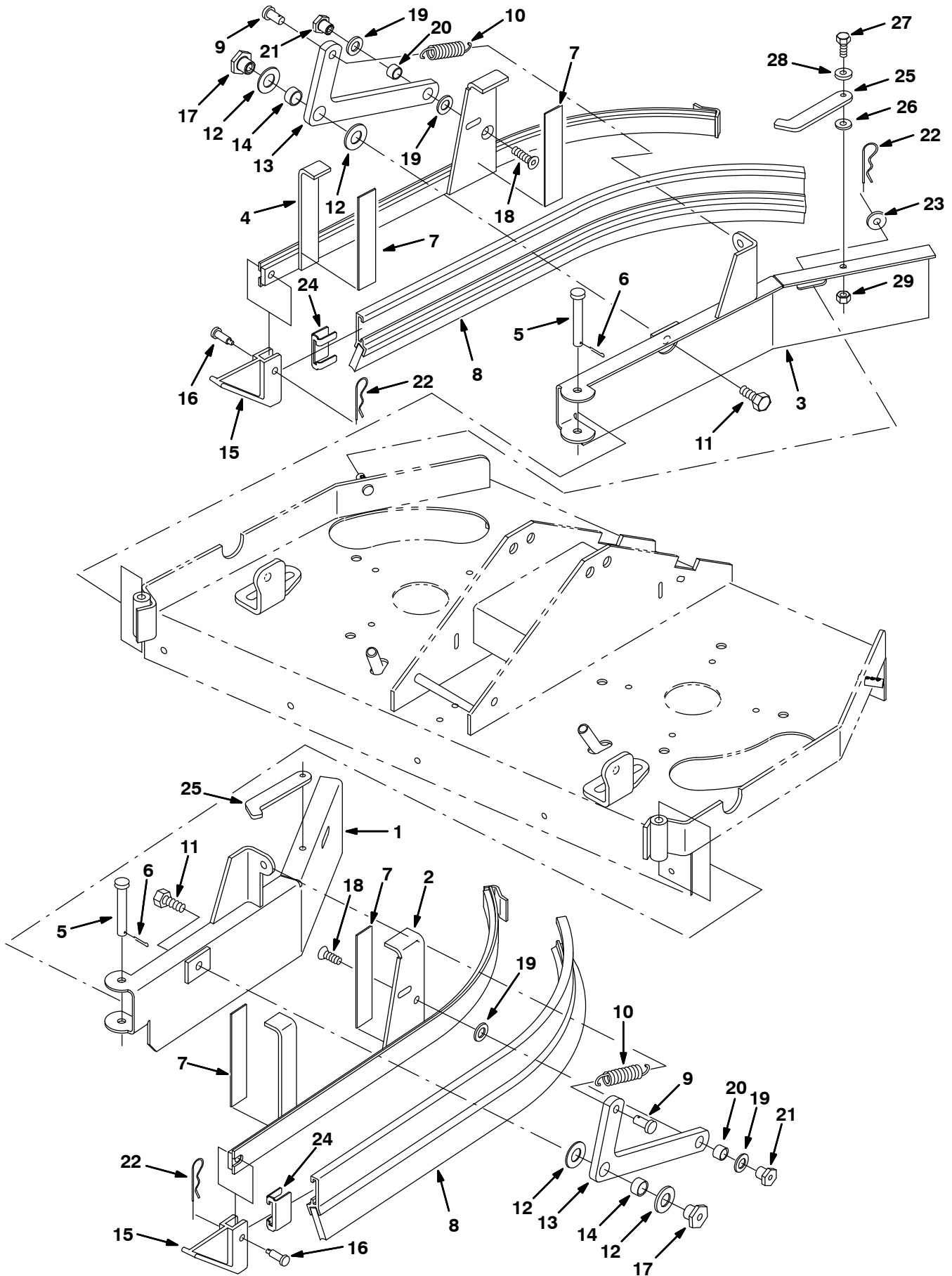


Fig. 46 – Rollout Battery Disk Scrub Head Squeegee Group, 700 mm (28 in)

NOTE: Rollout Battery Disk Scrub Head Kit, Tennant Part Number 391206, includes Fig. 45, and Fig. 46.

Ref.	Tennant Part No.	Description	Qty.
1	390702	Door Wldt, Mtg, Lh, 28 Inch Disk	1
2	390707	Bladeholder Wldt, Sqge, Disk, Lh	1
3	390710	Door Wldt, Mtg, Rh, 28 Inch Disk	1
4	390720	Bladeholder Wldt, Sqge, Disk, Rh	1
5	391179	Pin, Clevis, 0.37 D X 2.62l	2
6	08182	Pin, Cotter, .125 X 1.00	2
7	390988	Tape, [Protective], .0080th, 1.0w, 5.0l	4
8	86859	Blade Assy, Sqge, Side	2
9	39019	Pin, Clevis, 0.37 D X 0.75l	2
10	15047	Spring, Extn, 0.62od X 0.08wir, 3.0l	2
11	09291	Screw, Hex, M10 X 1.5 X 20, Ss	2
12	64425	Washer, Thrust, 0.61b 1.25d .06, Fgl	4
13	25709	Bellcrank, Lift, Sqge	2
14	71607	Bushing, Sleeve, 0.63b 0.72d 0.38l	2
15	86865	Guide, Side Sqge	2
16	69582	Pin, Clevis, 0.31 D X 1.00l	2
17	391345	Nut, T, M 10 X1.5 0.623od .516lg	2
18	79246	Screw, Flat, M08-1.25x 20, Ss	2
19	86860	Bearing, Thrust	4
20	64173	Bushing, Sleeve, 0.50b 0.59d 0.38l, Stl	2
21	391346	Nut, T, M8x1.25 X0.498od, 0.516lg	2
22	44906	Pin, Hair Cotter, 0.69 D .092 Wir	4
23	01686	Washer, Flat, 0.44B 1.00D .08, Ss	2
24	86759	Retainer, Sqge	2
25	390997	Lever, Lock, Side Sqge	2
26	16236	Washer, 0.26b 0.72d .06, Nyl	2
27	08716	Screw, Hex, M06 X 1.0 X 20, Ss	2
28	01684	Washer, Flat, .25 Ss	2
29	08712	Nut, Hex, Lock, M06 X 1.0, NI, Ss	2

Fig. 47 – Rollout Battery Disk Scrub Head Drive Motor Group, 800 mm (32 in)

NOTE: Rollout Battery Disk Scrub Head Kit, Tennant Part Number 391208, includes Fig. 38, and Fig. 47.

Ref.	Tennant Part No.	Description	Qty.
▽	1	1040839 Head Kit, Ci, 32 Inch [7100]	1
▲	2	1006123 [2] Bracket, Link, Head, Disk	2
▲	3	01686 [2] Washer, Flat, 0.44B 1.00D .08, Ss	4
▲	4	10959 [2] Screw, Hex, M10 X 1.5 X 20, SS, NL	4
	5	223358 Motor, Ele, 36vdc, 0.80hp, 0320rpm (See Breakdowns)	2
	6	1011403 Hose, Afmkt Pvc, Brd 0.50id X 1 Ft (376716)	0.550'
	7	223645 Molding, Trim, Rbr, .13 03.0	1
	8	54333 Clamp, Hose, Wormdrive, 0.31–0.88d	5
	9	63245–1 Fitting, Plstc, Tee, Bm08/Bm08/Bm08	1
	10	222836 Shunt	1
	11	44961 Tie, Cable, Nyl, 14.5l .30w 4.0 Max D	3
	12	377364 Hub, Drive, Brush, Disk, 0.75b 6t	2
	13	02991 Screw, Hex, .31–18 X 0.75, Ss	2
	14	41186 Washer, Belleville, .31	2
	15	390650 Skirt, Front, Scb, Disk, 32 Inch	1
	16	390652 Strip, Retainer, Skirt, Front, 32 Inch	1
	17	390651 Skirt, Rear, Scb, Disk, 32 Inch	1
	18	390653 Strip, Retainer, Skirt, Rear, 32 Inch	1
	19	08716 Screw, Hex, M06 X 1.0 X 20, Ss	9
	20	01684 Washer, Flt, .25 Ss	9
	21	08712 Nut, Hex, Lock, M06 X 1.0, NI, Ss	9
	22	02942 Pin, Hair Cotter, 0.62 D .120 Wir	1
	23	222196 Pin, Clevis, 0.50 D X 4.00l	1
	24	390642 Channel, Tool, Lift, R/O	1
	25	15648 Bushing, Flng, 0.50b 0.59d 0.38l	2
	26	32486 Washer, Flt, .50 Sae	2
	27	02994 Screw, Hex, .38–16 X 0.75, Ss	8
	28	01686 Washer, Flat, 0.44B 1.00D .08, Ss	10
	29	1006401 Hose, Afmkt, Pvc, Brd, 0.50id, 03ft (376716)	2.330'
	30	392882 [2] Link, Balljoint, M10 X 1.5, 11.0L	2
	31	08714 [2] Nut, Hex, Lock, M10 X 1.5, NL, SS	2
	32	1011403 Hose, Afmkt Pvc, Brd 0.50id X 1 Ft (376716)	0.550'
	33	390666 [1] Rod, Thrd, 2 End, .38–24 09.0l Lh/Rh	2
	34	86780 [1] Rod–End, .38–24lh Fem 0.38–24stud	2
	35	86781 [1] Rod–End, .38–24rh Fem 0.38–24stud	2
	36	01686 [1] Washer, Flat, 0.44B 1.00D .08, Ss	4
	37	20171 [1] Nut, Hex, Jam, .38–24	2
	38	82889 [1] Nut, Hex, Jam, .38–24, Lh	2
	39	50269 [1] Nut, Hex, Lock, .38–24, NI, Ss	4
	40	01686 [2] Washer, Flat, 0.44B 1.00D .08, Ss	2
	41	N/A [1] Replaced by item #1	–

[1] Serial number (00000000–10204102)

[2] Serial number (10204103–)

▽ ASSEMBLY

▲ INCLUDED IN ASSEMBLY

OPTIONS

Fig. 48 – Rollout Battery Cylindrical Scrub Head Frame Group, 700 mm (28 in)

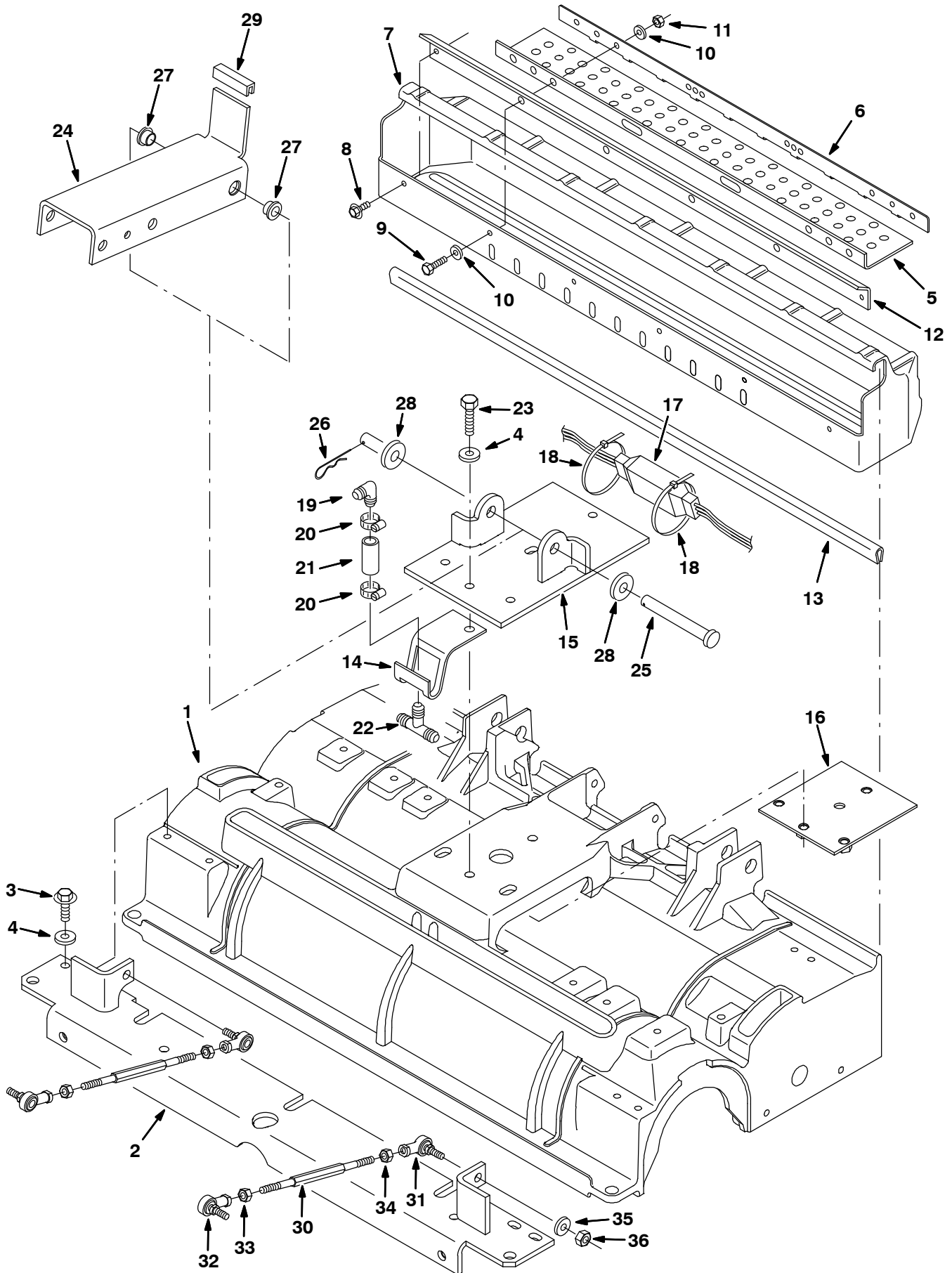


Fig. 48 – Rollout Battery Cylindrical Scrub Head Frame Group, 700 mm (28 in)

NOTE: Rollout Battery Cylindrical Scrub Head Kit, Tennant Part Number 391207, includes Fig. 39, Fig. 41, and Fig. 48.

Ref.	Tennant Part No.	Description	Qty.
1	1022254	Housing, Cyl, Mach 700mm	1
2	390641	Angle Wldt, Tool, Lift, Cyl, 28 Inch	1
3	76099	Screw, Hex, M08 X 1.25 X 25, Fmg	4
4	01685	Washer, Flt, .31 Ss	3
∇	222824	Kit, Tray, Debris, 28 In	1
▲	5	222669 Skirt	1
▲	6	222670 Strip, Debris Tray	1
▲	7	222167 Tray	1
▲	8	74455 Screw, Hex, M06 X 1.0 X 12, Fmg	2
▲	9	09007 Screw, Hex, M06 X 1.0 X 25, Ss	4
▲	10	01684 Washer, Flt, .25 Ss	8
▲	11	08712 Nut, Hex, Lock, M06 X 1.0, NI, Ss	4
▲	12	222203 Lip, Debris Tray, 28in	1
	13	374006 Channel, .18 0.50 0.03 29.0l	1
	14	222523 Bracket, Guide, Hose	1
	15	393016 Plate Wldt, Tool, Lift, Cyl	1
	16	223412 Plate, Mounting, Tool Lift, Sc	1
	17	222835 Shunt	1
	18	49263 Tie, Cable, Nyl, 11.4l .19w 3.0 Max D	2
	19	63987-1 Fitting, Plstc, E90, Bm08/Bm08	1
	20	54333 Clamp, Hose, Wormdrive, 0.31-0.88d	2
	21	71793 Hose, Pvc, Clr, 0.50id 0.69od 01.50l	1
	22	63245-1 Fitting, Plstc, Tee, Bm08/Bm08/Bm08	1
	23	09011 Screw, Hex, M08 X 1.25 X 30, Ss	4
	24	390642 Channel, Tool, Lift, R/O	1
	25	59668 Pin, Clevis, 0.50 D X 4.50l	1
	26	21120 Pin, Hair Cotter, 0.43 D .079 Wir	1
	27	15648 Bushing, Flng, 0.50b 0.59d 0.38l	2
	28	32486 Washer, Flt, .50 Sae	2
	29	223645 Molding, Trim, Rbr, .13 03.0	1
	30	390666 Rod, Thrd, 2 End, .38-24 09.0l Lh/Rh	2
	31	86780 Rod-End, .38-24lh Fem 0.38-24stud	2
	32	86781 Rod-End, .38-24rh Fem 0.38-24stud	2
	33	20171 Nut, Hex, Jam, .38-24	2
	34	82889 Nut, Hex, Jam, .38-24, Lh	2
	35	01686 Washer, Flat, 0.44B 1.00D .08, Ss	2
	36	50269 Nut, Hex, Lock, .38-24, NI, Ss	2

∇ ASSEMBLY

▲ INCLUDED IN ASSEMBLY

OPTIONS

Fig. 49 – Rollout Battery Cylindrical Scrub Head Frame Group, 800 mm (32 in)

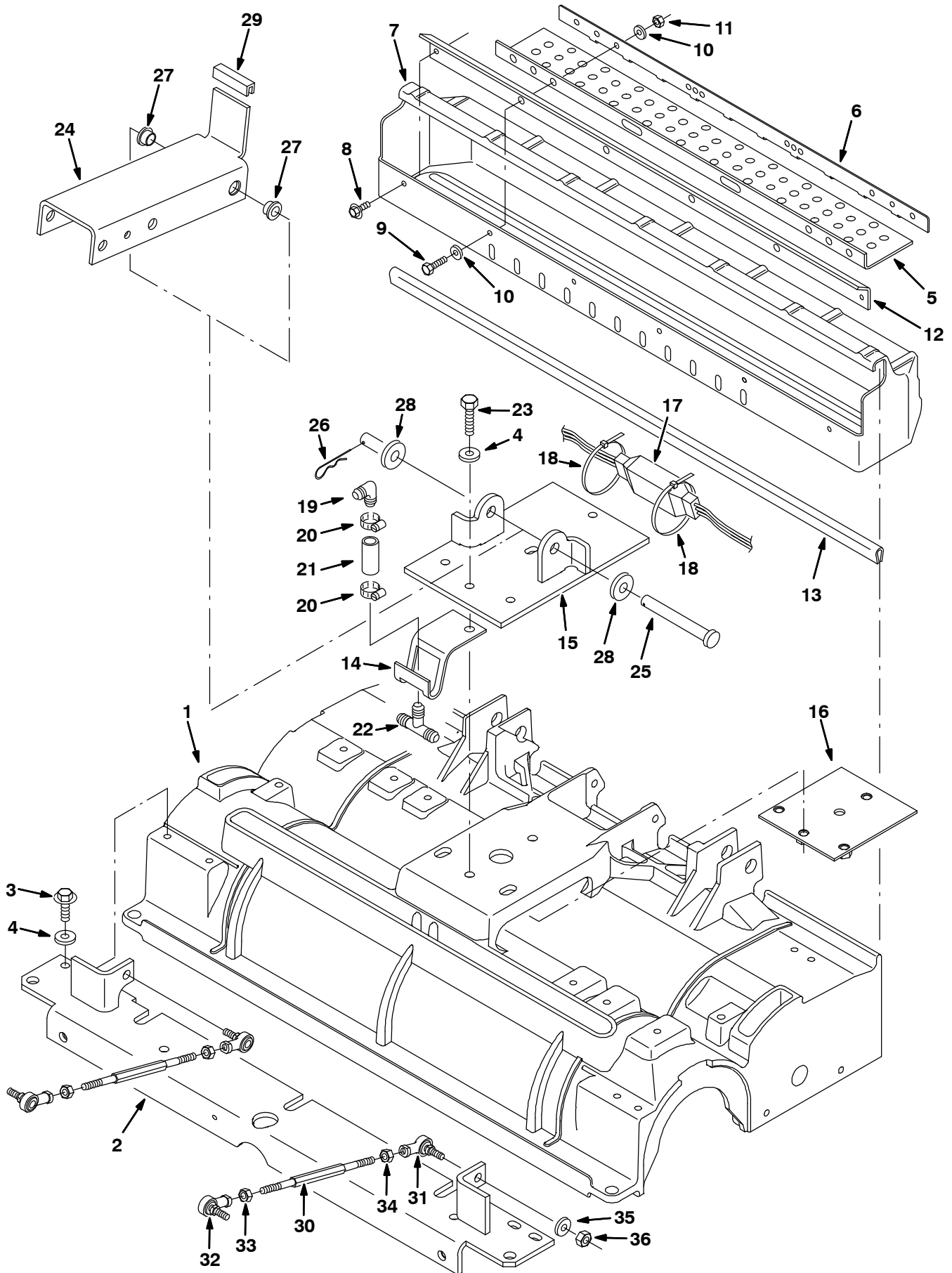


Fig. 49 – Rollout Battery Cylindrical Scrub Head Frame Group, 800 mm (32 in)

NOTE: Rollout Battery Cylindrical Scrub Head Kit, Tennant Part Number 391209, includes Fig. 42, Fig. 44, and Fig. 49.

Ref.	Tennant Part No.	Description	Qty.	
1	1022253	Housing, Cyl, Mach 800mm	1	
2	390667	Angle Wldt, Mtg, Scb, Cyl, 32 Inch	1	
3	76099	Screw, Hex, M08 X 1.25 X 25, Fmg	4	
4	01685	Washer, Flt, .31 Ss	8	
▽	222824	Kit, Tray, Debris, 28 In	1	
▲	5	222669	Skirt	1
▲	6	222670	Strip, Debris Tray	1
▲	7	391330	Tray, Debris, 32 Inch	1
▲	8	74455	Screw, Hex, M06 X 1.0 X 12, Fmg	2
▲	9	09007	Screw, Hex, M06 X 1.0 X 25, Ss	4
▲	10	01684	Washer, Flt, .25 Ss	8
▲	11	08712	Nut, Hex, Lock, M06 X 1.0, NI, Ss	4
▲	12	222204	Lip, Debris Tray, 32 In	1
	13	374007	Channel, .18 0.50 0.03 33.0l	1
	14	222523	Bracket, Guide, Hose	1
	15	393016	Plate Wldt, Tool, Lift, Cyl	1
	16	223412	Plate, Mounting, Tool Lift, Sc	1
	17	222835	Shunt	1
	18	49263	Tie, Cable, Nyl, 11.4l .19w 3.0 Max D	2
	19	63987-1	Fitting, Plstc, E90, Bm08/Bm08	1
	20	54333	Clamp, Hose, Wormdrive, 0.31-0.88d	2
	21	71793	Hose, Pvc, Clr, 0.50id 0.69od 01.50l	1
	22	63245-1	Fitting, Plstc, Tee, Bm08/Bm08/Bm08	1
	23	09011	Screw, Hex, M08 X 1.25 X 30, Ss	4
	24	390642	Channel, Tool, Lift, R/O	1
	25	59668	Pin, Clevis, 0.50 D X 4.50l	1
	26	21120	Pin, Hair Cotter, 0.43 D .079 Wir	1
	27	15648	Bushing, Flng, 0.50b 0.59d 0.38l	2
	28	32486	Washer, Flt, .50 Sae	2
	29	223645	Molding, Trim, Rbr, .13 03.0	1
	30	390666	Rod, Thrd, 2 End, .38-24 09.0l Lh/Rh	2
	31	86780	Rod-End, .38-24lh Fem 0.38-24stud	2
	32	86781	Rod-End, .38-24rh Fem 0.38-24stud	2
	33	20171	Nut, Hex, Jam, .38-24	2
	34	82889	Nut, Hex, Jam, .38-24, Lh	2
	35	01686	Washer, Flat, 0.44B 1.00D .08, Ss	2
	36	50269	Nut, Hex, Lock, .38-24, NI, Ss	2

▽ ASSEMBLY

▲ INCLUDED IN ASSEMBLY

Fig. 50 – Rollout Battery Case Group

Ref.	Tennant Part No.	Description	Qty.
1	391152	Frame Wldt, Mtg, Roller, R/O	1
2	391155	Angle, Mtg, Roller, Battery, R/O	2
3	369415	Bearing, Needle, 0.25b 0.88d 0.50w	8
4	33930	Screw, Hex, M06 X 1.0 X 40, Ss	8
5	01684	Washer, Flt, .25 Ss	8
6	08712	Nut, Hex, Lock, M06 X 1.0, NI, Ss	8
7	16931	Screw, Hex, M08 X 1.25 X 20, 8.8	7
8	32491	Washer, Flt, .31 Std	7
9	39277	Screw, Hex, M08 X 1.25 X 25, 8.8	2
10	222516	Sleeve	2
11	1005072	Housing Wldt, Battery, R/O	1
12	391150	Angle, Latch, Battery, R/O	1
13	390955	Knob, 2.00d 1.00h .38-16 Thread Alm	1
14	41187	Washer, Belleville, .38	2
15	59156	Nut, Hex, Lock, .38-16, NI, Ss	1
16	390956	Stud Wldt, Thrd, 2.38-16 1.50l	1
17	391166	Panel, Tank, Filler, Rwk, R/O	1

Fig. 51 – Rollout Battery Extra Case Kit

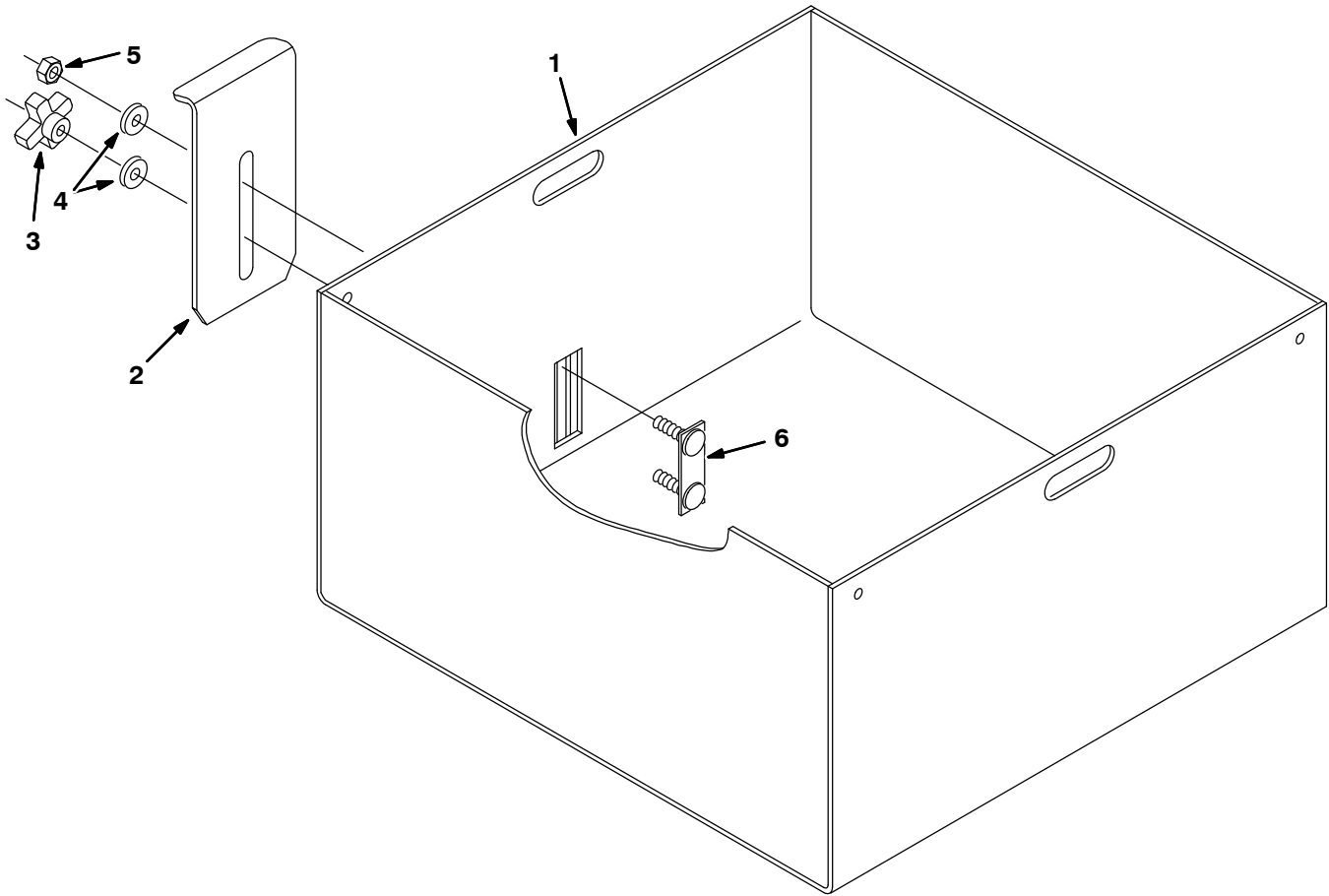


Fig. 51 – Rollout Battery Extra Case Kit

	Ref.	Tennant Part No.	Description	Qty.
▽		390846	Box, Extra, W/O Battery, F/ R/O	1
▲	1	1005072	Housing Wldt, Battery, R/O	1
▲	2	391150	Angle, Latch, Battery, R/O	1
▲	3	390955	Knob, 2.00d 1.00h .38-16 Thread Alm	1
▲	4	41187	Washer, Belleville, .38	2
▲	5	59156	Nut, Hex, Lock, .38-16, NI, Ss	1
▲	6	390956	Stud Wldt, Thrd, 2 .38-16 1.50l	1

▽ ASSEMBLY

▲ INCLUDED IN ASSEMBLY

Fig. 52 - Rollout Battery Seat Support Group

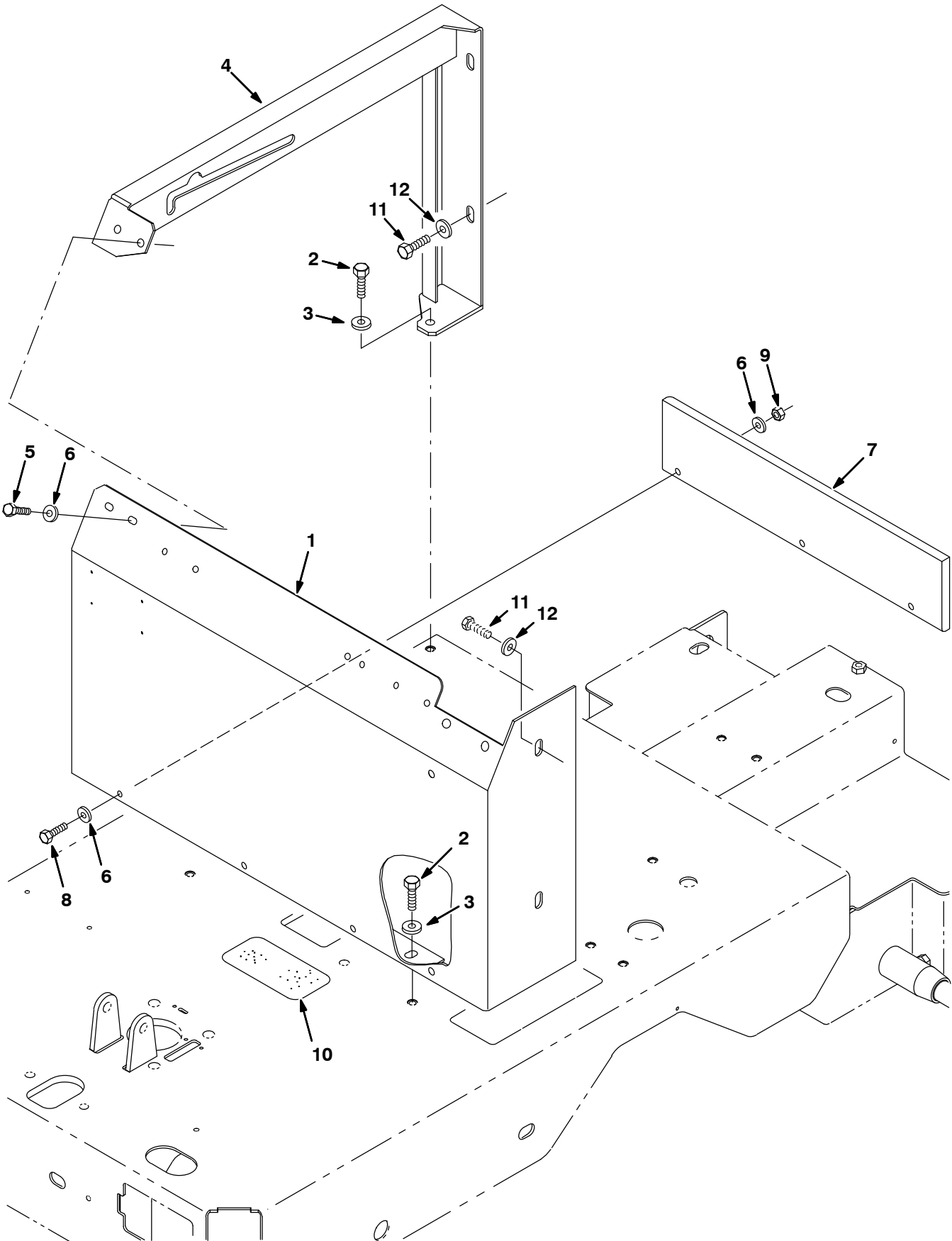


Fig. 52 – Rollout Battery Seat Support Group

Ref.	Tennant Part No.	Description	Qty.
1	390752	① Support Wldt, Seat, Battery, R/O, Blue/Green (Replaced by 393142)	1
1	392923	② Support Wldt, Seat, Battery, R/O	1
2	16931	Screw, Hex, M08 X 1.25 X 20, 8.8	4
3	32491	Washer, Flt, .31 Std	4
4	390755	① Brace Wldt, Sppt, Seat, R/O, Blue/Green (Replaced by 393142)	1
4	1005007	② Brace Wldt, Sppt, Seat, R/O [7100]	1
5	06943	Screw, Hex, M06 X 1.0 X 20, 8.8	2
6	32483	Washer, Flt, .25 Sae	8
7	390751	Pad, Hi-Dns Pye, 0.50 X 4.00 X 18.00l	1
8	06945	Screw, Hex, M06 X 1.0 X 30, 8.8	3
9	08708	Nut, Hex, Lock, M06 X 1.0, NI	3
10	391305	Tread, Non-Skid, 5.0 2.5	1
11	12273	Screw, Hex, M08 X 1.25 X 20, Ss, NI	4
12	13248	Washer, 0.40b 1.12d .12, Stl, PI	4

① Serial number (0000000–10108251)

② Serial number (10108252–)

Fig. 53 – Rollout Battery Scrub Head Lift Group

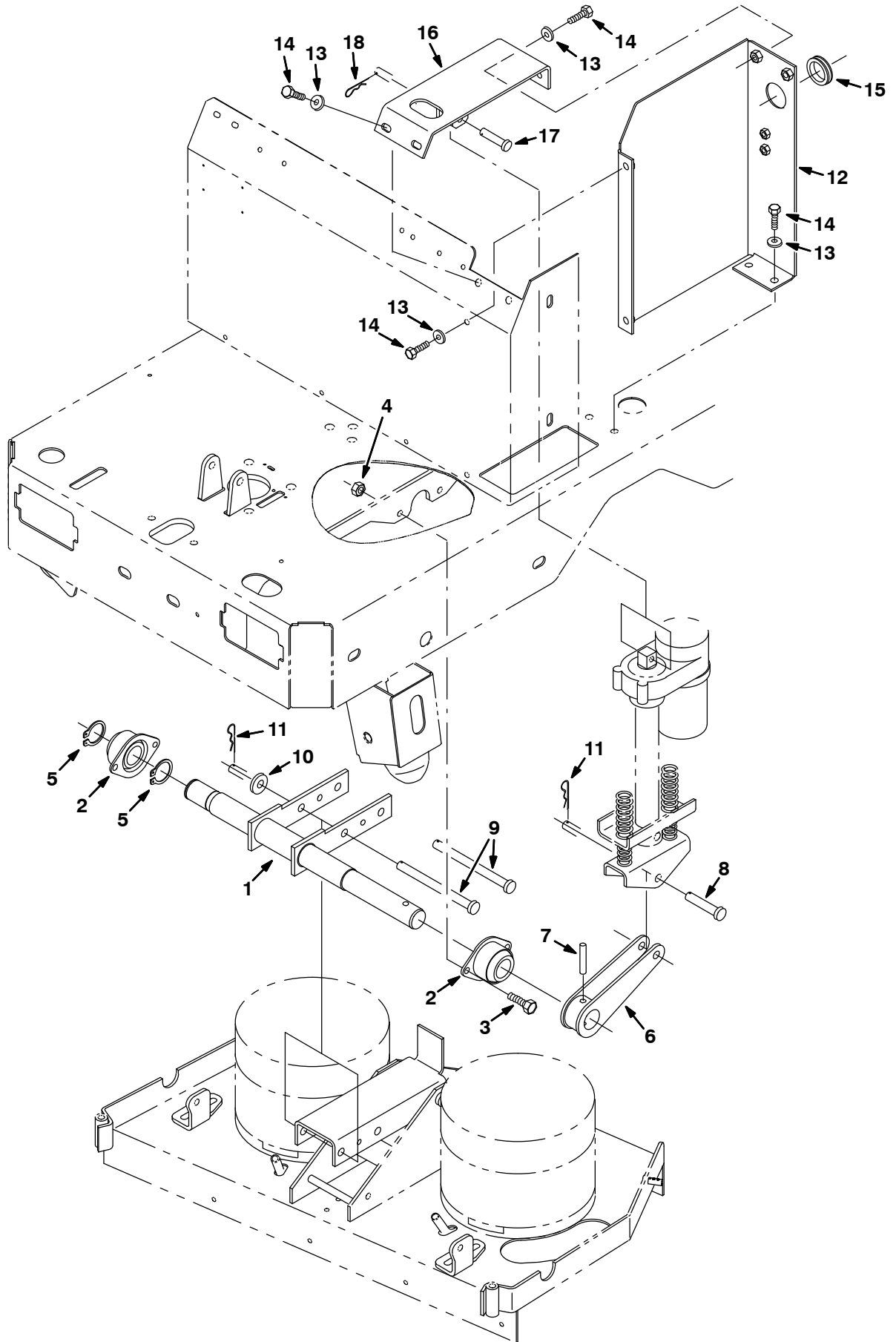


Fig. 53 – Rollout Battery Scrub Head Lift Group

Ref.	Tennant Part No.	Description	Qty.
1	390655	Shaft Wldt, Tool, Lift, R/O	1
2	369337	Bearing Assy, 2hole, 1.25b	2
3	09028	Screw, Hex, M10 X 1.5 X 25, Ss	4
4	08714	Nut, Hex, Lock, M10 X 1.5, NI, Ss	4
5	59861	Ring, Retaining, Ext, 1.25d	2
6	390658	Arm Wldt, Input, Tool, Lift, R/O	1
7	51317	Pin, Roll, .380 D X 2.00l, .375/.382	1
8	11211	Pin, Clevis, 0.50 D X 2.25L	1
9	222196	Pin, Clevis, 0.50 D X 4.00l	2
10	32486	Washer, Flat, 0.50 Sae	2
11	02942	Pin, Hair Cotter, 0.62 D .120 Wir	3
12	390661	Housing, Tool, Lift	1
13	32491	Washer, Flat, 0.31, Std	8
14	16931	Screw, Hex, M8 X 1.25 X 20, 8.8	8
15	04051	Grommet, Rbr, 1.31id, F/ 1.6h, .12matl	1
16	390748	Plate, Wldt, Mtg, Actuator	1
17	17461	Pin, Clevis, 0.37 D X 1.75 L	1
18	86866	Pin, Hair Cotter, 0.38 D .072 Wir	1

Fig. 54 – Rollout Battery Pack Kit

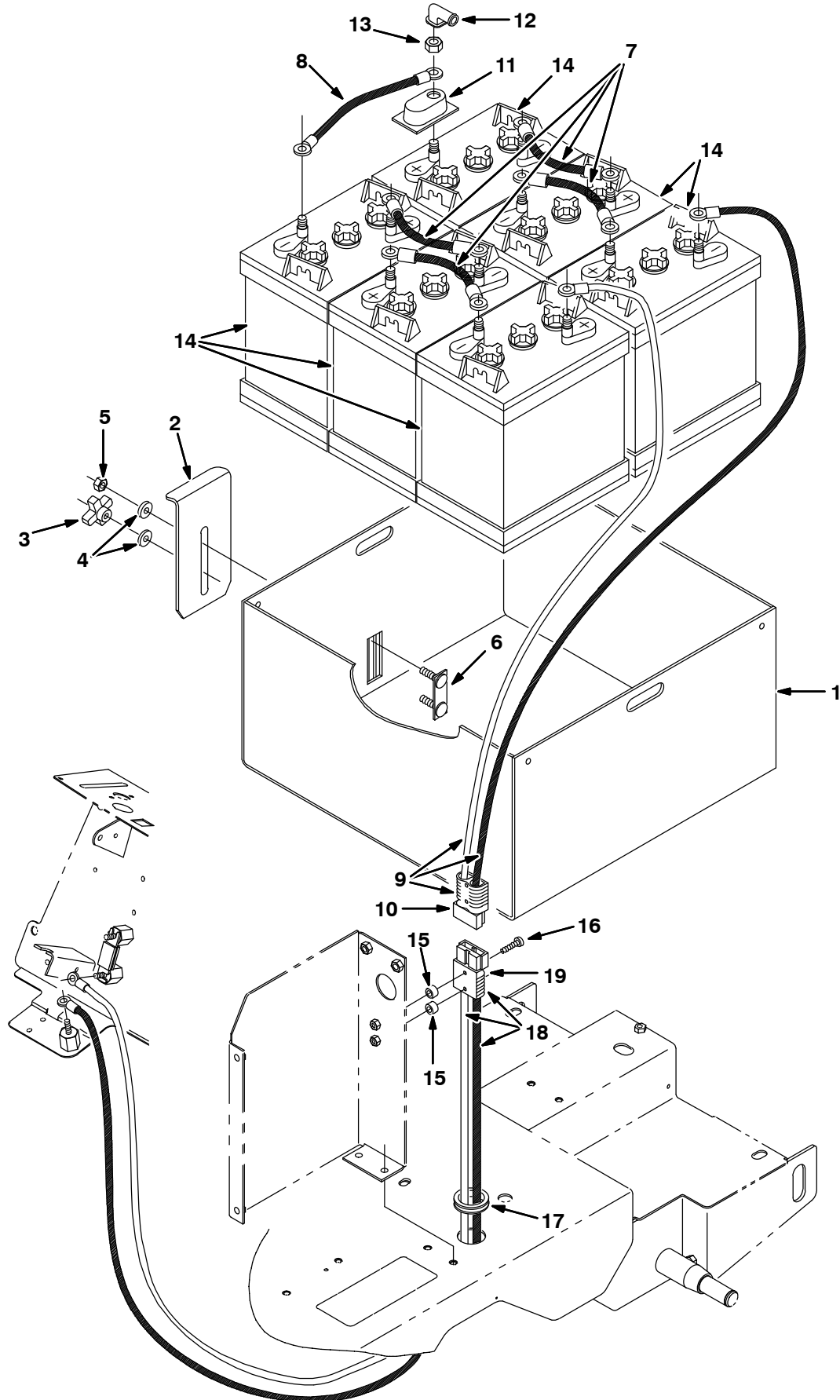


Fig. 54 – Rollout Battery Pack Kit

	Ref.	Tennant Part No.	Description	Qty.
▽		390833	Kit, Ci, Pack, Battery, R/O	1
▲	1	1005072	Housing Wldt, Battery, R/O	1
▲	2	391150	Angle, Latch, Battery, R/O	1
▲	3	390955	Knob, 2.00d 1.00h .38-16 Thread Alm	1
▲	4	41187	Washer, Belleville, .38	2
▲	5	59156	Nut, Hex, Lock, .38-16, NI, Ss	1
▲	6	390956	Stud Wldt, Thrd, 2 .38-16 1.50l	1
▲	7	223355	Wire, 04ga 08.0l Blk .34ring /.34ring	4
▲	8	223356	Wire, 04ga 12.0l Blk .34ring /.34ring	1
▲▽	9	223361	Cable Assy, Battery, 04ga 2, 175a	1
▲▲	10	22892	Connector, Anderson, 175a, Gray	1
▲	11	45962	Cover, Terminal, Battery, Pye	12
▲	12	02076	Boot, 90deg .50d .57d X .84	12
▲	13	87435	Nut, Hex, Flexlock, .31-18	12
▲	14	390825	Battery, 06vdc, 244ah, Wet	6
	15	390879	Spacer, .41b X .63od X .38l	2
	16	09258	Screw, Pan, M06 X 1.0 X 40, 4.8	2
	17	04051	Grommet, Rbr, 1.31id, F/ 1.6h, .12matl	1
▽	18	390776	Harness, Wire, Controller, R/O	1
▲	19	22892	Connector, Anderson, 175a, Gray	1

▽ ASSEMBLY

▲ INCLUDED IN ASSEMBLY

Fig. 55 - Rollout Battery Cart Kit

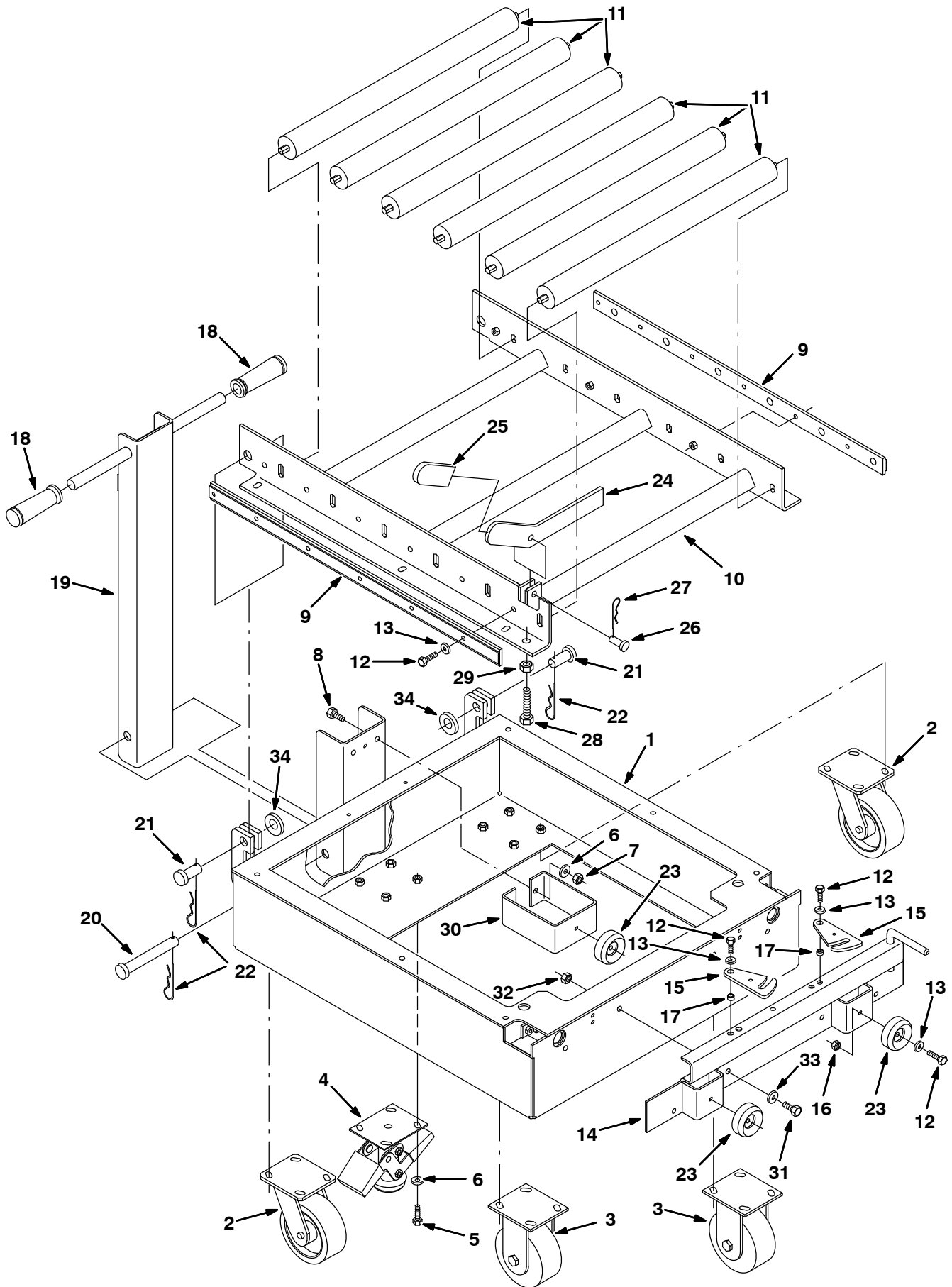


Fig. 55 – Rollout Battery Cart Kit

	Ref.	Tennant Part No.	Description	Qty.
▽		391049	Dolly Assy, Cart, Battery, R/O	1
▲	1	390947	Frame Wldt, Cart, Battery	1
▲	2	1049046	Caster, Swivel, 5.0D 2.0W, 4Hole, Gray	2
▲	3	1049021	Caster, Rigid, 5.0d X 2.0w, 4hole	2
▲	4	377328	Lock, Floor	1
▲	5	03192	Screw, Hex, M10 X 1.5 X 30, 8.8	20
▲	6	32492	Washer, Flt, .38 Std	22
▲	7	41430	Nut, Hex, Lock, M10 X 1.5, NI	2
▲	8	39283	Screw, Hex, M10 X 1.5 X 25, 8.8	2
▲	9	369466	Cap, Roller Shaft	2
▲	10	369462	Frame Wldt, Mtg, Roller	1
▲	11	369371	Roller	6
▲	12	39277	Screw, Hex, M08 X 1.25 X 25, 8.8	17
▲	13	32491	Washer, Flt, .31 Std	17
▲	14	391157	Bracket Wldt, Mtg, Latch, R/O	1
▲	15	391162	Plate, Latch, Battery, R/O, Cart	2
▲	16	08709	Nut, Hex, Lock, M08 X 1.25, NI	3
▲	17	222516	Sleeve	2
▲	18	222648	Grip, Handle, Round	2
▲	19	369470	Handle Wldt, Battery Cart	1
▲	20	54660	Pin, Clevis, 0.75 D X 5.50l	1
▲	21	02141	Pin, Clevis, 0.75 D X 4.69l	2
▲	22	55094	Pin, Hair Cotter, 0.75 D .148 Wir	3
▲	23	369481	Bumper, Rbr, 2.5d 1.00t .50h	3
▲	24	369496	Bar, Flt, Stop, Battery, 0.31	1
▲	25	385612	Grip, Handle	1
▲	26	58078	Pin, Clevis, 0.50 D X 1.25l	1
▲	27	21120	Pin, Hair Cotter, 0.43 D .079 Wir	1
▲	28	06416	Screw, Hex, M12 X 1.75 X 50, FI	2
▲	29	39313	Nut, Hex, Std, M12 X 1.75	2
▲	30	391167	Bracket, Stop, Battery, R/O	1
▲	31	39283	Screw, Hex, M10 1.5 X 25, 8.8	4
▲	32	41430	Nut, Hex, Lock, M10 X 1.5, NI	4
▲	33	32492	Washer, Flt, .38 Std	4
▲	34	86610	Washer, Flt, .75b 1.25d .12, Stl.	2

▽ ASSEMBLY

▲ INCLUDED IN ASSEMBLY

Fig. 56 - Rear Squeegee Group, 800 mm (32 in)

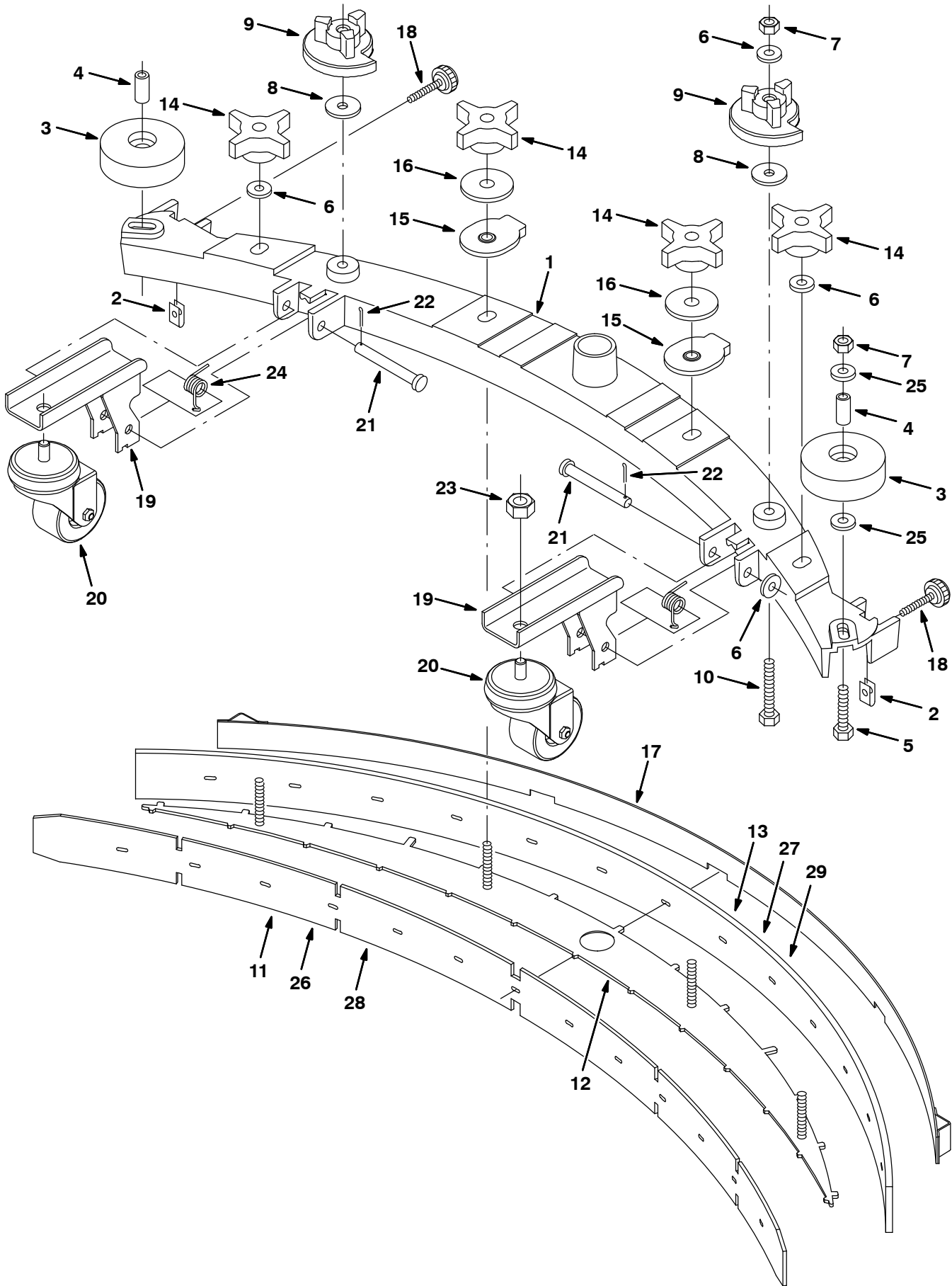


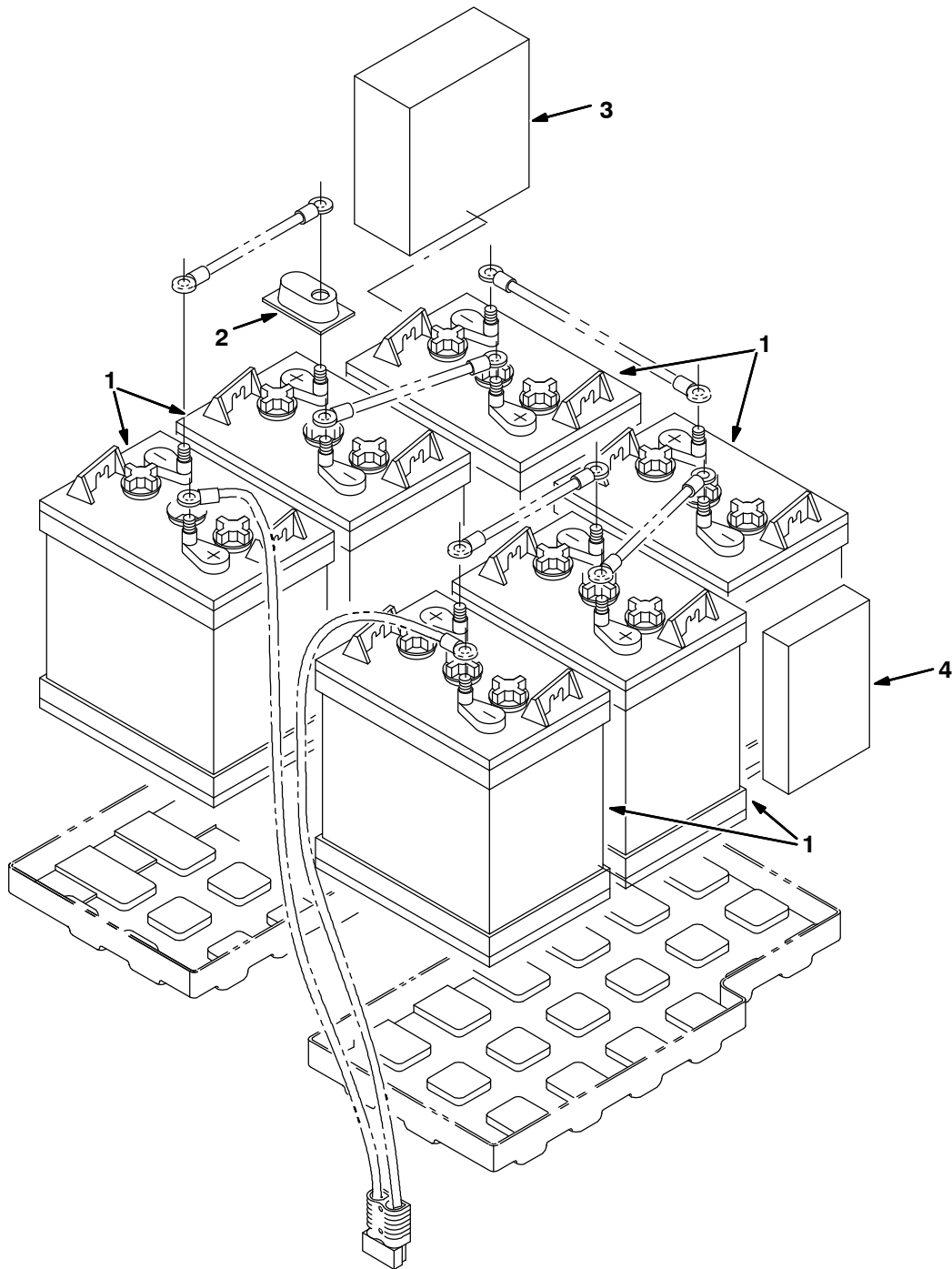
Fig. 56 – Rear Squeegee Group, 800 mm (32 in)

Ref.	Tennant Part No.	Description	Qty.
▽	391045	Kit, Ci, Sqge, 800mm	1
▲	1 390671	Frame, Casting, Sqge, 800mm	1
▲	2 82138	Nut, Speed, Retainer, .25-20	2
▲	3 1010560	Bmpr, 80d X 25w, Non-Marking	2
▲	4 222460	Sleeve, P/M, 0.496d 0.318b 0.50l 430ss	2
▲	5 09011	Screw, Hex, M08 X 1.25 X 30, Ss	2
▲	6 01685	Washer, Flt, .31 Ss	6
▲	7 08713	Nut, Hex, Lock, M08 X 1.25, NI, Ss	4
▲	8 222268	Washer, 0.38b 1.25d .12, Neo	2
▲	9 222244	Cam, Adj, Sqge	2
▲	10 09767	Screw, Hex, M08 X 1.25 X 70, Ss	2
▲	11 390923	Blade, Sqge, Front, 800mm, Linatex, Red	1
▲	12 390920	Plate, Retainer, Blade, 800mm	1
▲	13 390922	Blade, Sqge, Rear, 800mm, Linatex, Red	1
▲	14 1057203	Knob, Star, 2.75d 4ear 1.1l, .31-18, Thru	4
▲	15 390982	Ring, Mtg, Sqge	2
▲	16 04414	Washer, 0.53b 1.88d .12, Stl, Pl	2
▲	17 390924	Retainer Wldt, Sqge, 800mm	1
▲	18 222794	Knob	2
▲	19 223590	Bracket Wldt, Wheel, Sqge	2
▲	20 1044952	Caster, Swivel, 2.5D 1.3W, .50-13 Stem	2
▲	21 23191	Pin, Clevis, 0.37 D X 3.00l	2
▲	22 39005	Pin, Cotter, .094 X 0.75	2
▲	23 25015	Nut, Hex, Std, .50-13	2
▲	24 222130	Spring, Tors, 0.50ld .07Wir 07.9 Coil	2
▲	25 140027	Washer, Flat, 0.35b 0.75d .04 Ss	4
▽	391383	Kit, Sqge, Oil-Rstn, 800mm	1
▲	26 391379	Blade, Sqge, Front, 800mm, Oil-Rstn Urethane, Natural	1
▲	27 391380	Blade, Sqge, Rear, 800mm, Oil-Rstn Urethane, Natural	1
▽	391385	Kit, Sqge, Tile, 800mm	1
▲	28 390923	Blade, Sqge, Front, 800mm Linatex, Red	1
▲	29 390934	Blade, Sqge, Rear, 800mm Gum Rubber, Tan	1

▽ ASSEMBLY

▲ INCLUDED IN ASSEMBLY

Fig. 57 – Battery Kit, Wet, 244AH



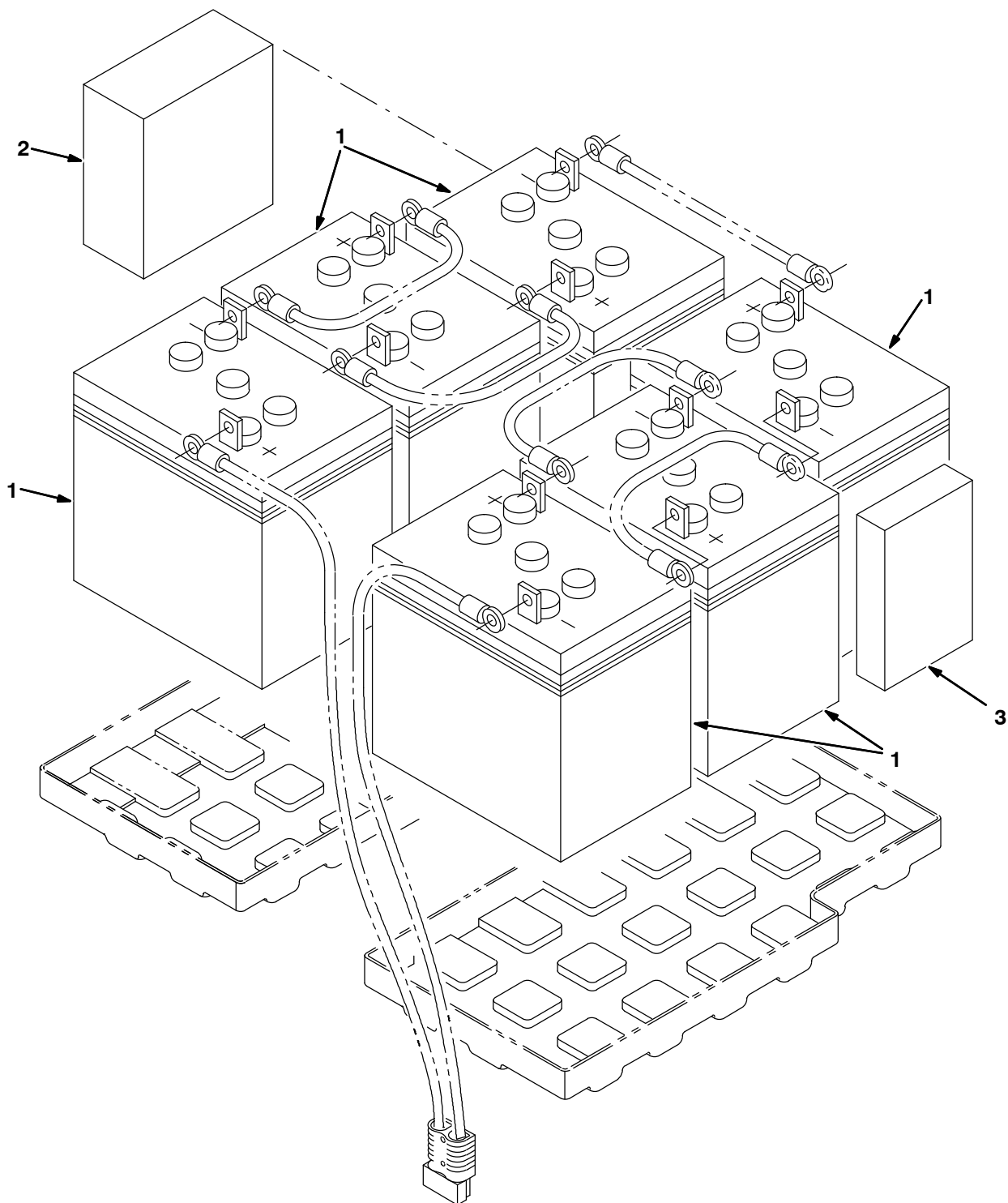
353482

	Ref.	Tennant Part No.	Description	Qty.
▽		390829	Kit, Ci, Battery, 36vdc, 244ah Wet	1
▲	1	390825	Battery, 06vdc, 244ah, Wet	6
▲	2	45962	Cover, Terminal, Battery, Pye	12
▲	3	391362	Spacer, Battery	1
▲	4	223639	Spacer, Battery 1.50x4.75x7.5	1

▽ ASSEMBLY

▲ INCLUDED IN ASSEMBLY

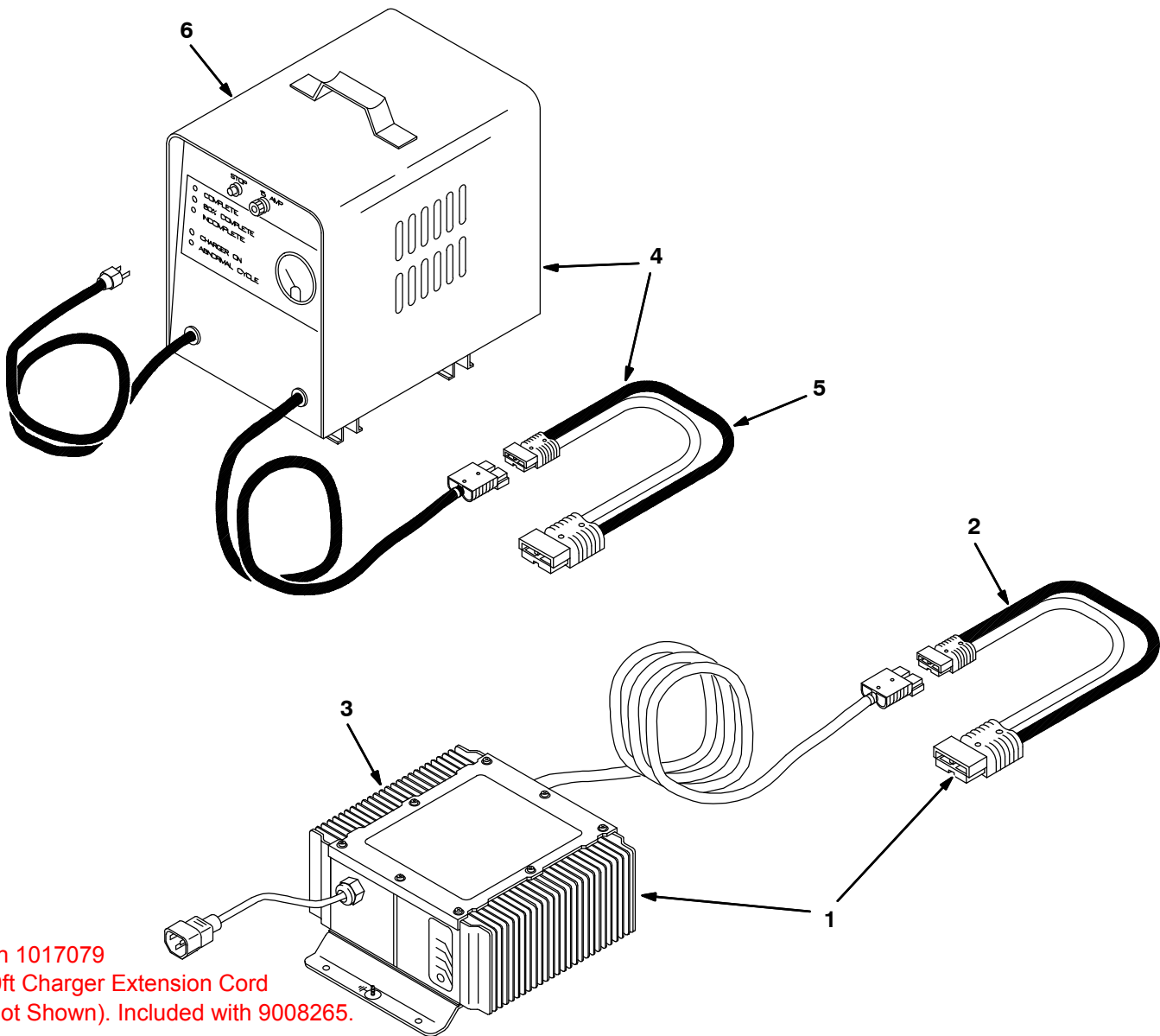
Fig. 58 – Battery Group, Maintenance Free, 180AH



353680

Ref.	Tennant Part No.	Description	Qty.
1	390764	Battery, 06vdc, 180ah, Maint Free	6
2	391362	Spacer, Battery	1
3	223639	Spacer, Battery 1.50x4.75x7.5	1

Fig. 59 – Off-Board Battery Charger Group

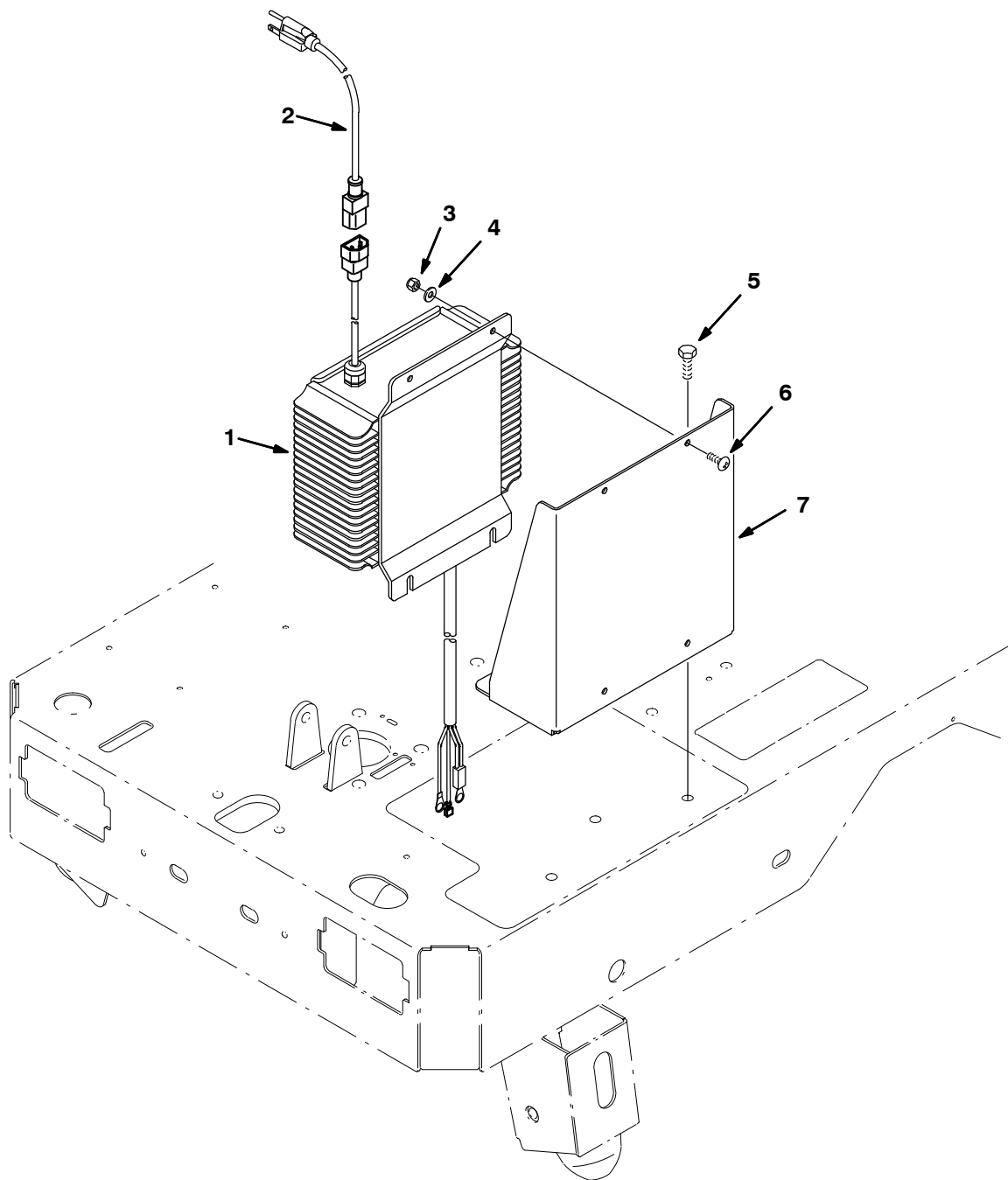


p/n 1017079
10ft Charger Extension Cord
(Not Shown). Included with 9008265.

Ref.	Tennant Part No.	Description	Qty.	
▽	1	9008265	Charger, 36vdc 21a 85-265vac[Gel+Harnes]	1
▲	2	223679	Cable Assy, 06ga Red / Blk, 050a /175a	1
▲	3	1043662	Charger, 36vdc 21a 85-265vac 1ph 45/65hz	1
	N/S	469764962	Charger, 36vdc 25a 115vac 1ph 60hz	1
International Only				
▽	4	223691	Kit, Ci, Charger, 36vdc, 30a,50hz,245vac(See Breakdowns)	1
▲	5	223679	Cable Assy, Battery, 06ga 2, 50a/175a	1
▲	6	222691	Charger, 36vdc 30a 50hz 1ph 245vac	1
	N/S	600600	Charger, 36vdc 25a 230vac 1ph 50hz	1

▽ ASSEMBLY
▲ INCLUDED IN ASSEMBLY

Fig. 60 – On-Board Battery Charger Group



Ref.	Tennant Part No.	Description	Qty.
1	1023020	Charger, Battery, 36vdc, 21a [Onboard]	1
2	1017079	Cord, Extn, 16ga /3, 010ft [Sjt]	1
3	08712	Nut, Hex, Lock, M6 X 1.00, Ss, NI	4
4	140000	Washer, Flat, 0.28b 0.62d .04, Ss	4
5	74455	Screw, Hex, M6 X 1.0 X 12, Fmg	3
6	608322	Screw, Trs, M6 X 1.00 X 16, Phl, Ss	4
7	1022078	Bracket, Chrgr, On Board [Ezriderhp]	1

Fig. 61 - Flashing Light Kit

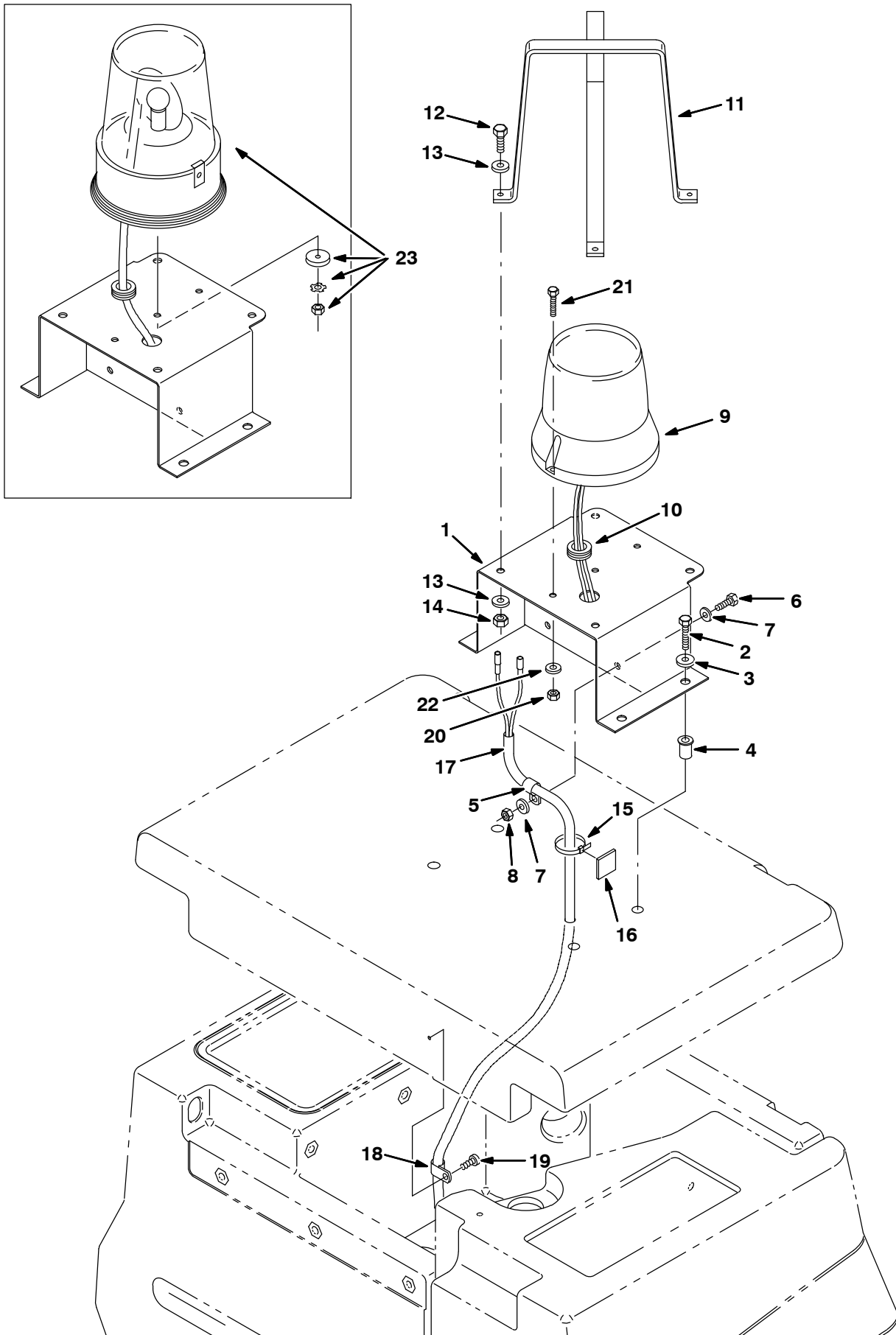


Fig. 61 - Flashing Light Kit

Ref.	Tennant Part No.	Description	Qty.
▽	391083	Kit, Ci, Light, Revl	1
▲	1 392962	Bracket Wldt, Light	1
▲	2 16951	Screw, Hex, .25-20 X 1.25, Sems	4
▲	3 32491	Washer, Flt, .31 Std	4
▲	4 397644	Nut, Isolator, .25-20 Wall Thk .187-.343	4
▲	5 26395-1	Clamp, Cable, Stl, 0.56d X 0.38w, 1h	1
▲	6 06943	Screw, Hex, M06 X 1.0 X 20, 8.8	1
▲	7 32483	Washer, Flt, .25 Sae	2
▲	8 08708	Nut, Hex, Lock, M06 X 1.0, NI	1
▲▽	9 1017248	② Light, Flsh, Amb, 12-48 Vdcl	1
▲▲	9000846	② Vr, Lamp, Bulb, Lamp, Flsh	1
▲▲	9000879	② Vr, Lens, Amb, F/ Revl / Flasher	1
	1027798	② Vr, Lens, Red, F/ Revl / Flasher (Optional)	1
	1027800	② Vr, Lens, Blu, F/ Revl / Flasher (Optional)	1
▲	10 10632-2	Grommet, Rbr, 0.62id, F/ 0.9h, .12matl	1
▲	11 45272	Guard Wldt, Light, Revl/Flsh	1
▲	12 06943	Screw, Hex, M06 X 1.0 X 20, 8.8	4
▲	13 32483	Washer, Flt, .25 Sae	8
▲	14 08708	Nut, Hex, Lock, M06 X 1.0, NI	4
▲	15 49263	Tie, Cable, Nyl, 11.4l .19w 3.0 Max D	2
▲	16 55248	Mount, Cable Tie	1
▲	17 390784	Harness, Light	1
▲	18 26395-2	Clamp, Cable, Stl, 0.38d X 0.38w, 1h	1
▲	19 360973	Screw, Pan, #12-16 X 0.50, F/ Plstc	1
▲	20 06549	② Nut, Hex, Lock, M5 X 0.8, NI	2
▲	21 09244	② Screw, Hex, M5 X 0.8 X 16, 8.8	2
▲	22 19066	② Washer, Flat, #10	2
▲▽	23 390916	① Lamp Assy, Revl	1
▲▲	45283	① Lamp, 40vdc, 0.9a	1
▲▲	44681-1	① Lens, Amber, Light, Revl (Standard)	1
	44681	① Lens, Red, Light, Revl (Optional)	1
	44681-2	① Lens, Blue, Light, Revl (Optional)	1

① Serial number (0000000-10221852)

② Serial number (10221853-)

▽ ASSEMBLY

▲ INCLUDED IN ASSEMBLY

Fig. 62 – Strobe Light Kit

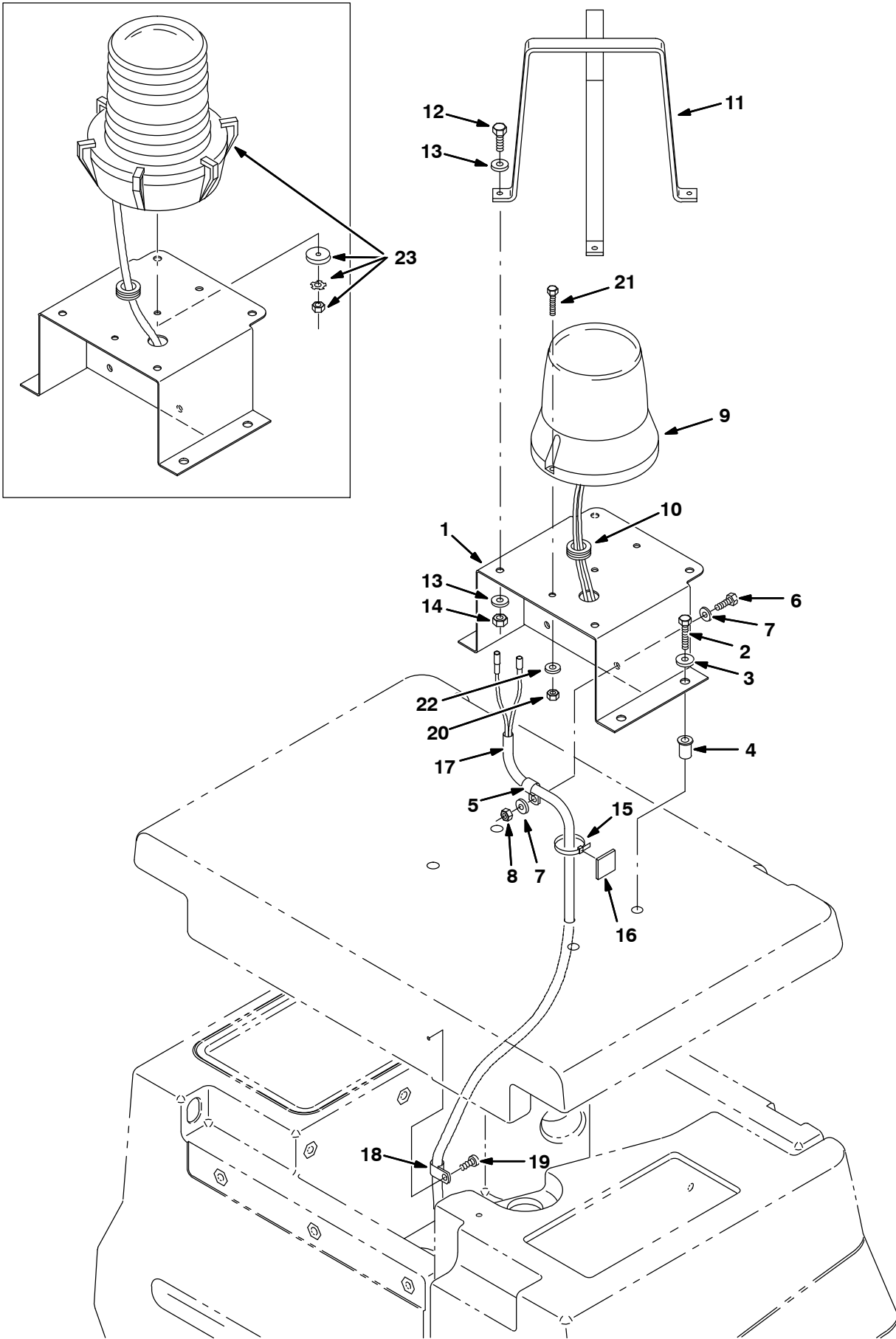


Fig. 62 – Strobe Light Kit

Ref.	Tennant Part No.	Description	Qty.
▽	391081	Kit, Ci, Light, Flsh	1
▲	1 392962	Bracket Wldt, Light	1
▲	2 16951	Screw, Hex, .25–20 X 1.25, Sems	4
▲	3 32491	Washer, Flt, .31 Std	4
▲	4 397644	Nut, Isolator, .25–20 Wall Thk .187–.343	4
▲	5 26395–1	Clamp, Cable, Stl, 0.56d X 0.38w, 1h	1
▲	6 06943	Screw, Hex, M06 X 1.0 X 20, 8.8	1
▲	7 32483	Washer, Flt, .25 Sae	2
▲	8 08708	Nut, Hex, Lock, M06 X 1.0, NI	1
▲▽	9 1017250	② Lamp, Strobe, Amb, 12–80 Vdc	1
▲▲	9000845	② Vr, Lamp, Bulb, Strobe	1
▲▲	9000879	② Vr, Lens, Lamp, Amb, Strobe/Flasher (Standard)	1
	1027798	② Vr, Lens, Red, F/ Revl / Flasher (Optional)	1
	1027800	② Vr, Lens, Blu, F/ Revl / Flasher (Optional)	1
▲	10 10632–2	Grommet, Rbr, 0.62id, F/ 0.9h, .12matl	1
▲	11 45272	Guard Wldt, Light, Revl/Flsh	1
▲	12 06943	Screw, Hex, M06 X 1.0 X 20, 8.8	4
▲	13 32483	Washer, Flt, .25 Sae	8
▲	14 08708	Nut, Hex, Lock, M06 X 1.0, NI	4
▲	15 49263	Tie, Cable, Nyl, 11.4l .19w 3.0 Max D	2
▲	16 55248	Mount, Cable Tie	1
▲	17 390784	Harness, Light	1
▲	18 26395–2	Clamp, Cable, Stl, 0.38d X 0.38w, 1h	1
▲	19 360973	Screw, Pan, #12–16 X 0.50, F/ Plstc	1
▲	20 06549	② Nut, Hex, Lock, M5 X 0.8, NI	2
▲	21 09244	② Screw, Hex, M5 X 0.8 X 16, 8.8	2
▲	22 19066	② Washer, Flat, #10	2
▲▽	23 390915	① Lamp Assy, Flsh	1
▲▲	45283	① Lamp, 40vdc, 0.9a	1
▲▲	58520	① Lens, Amber, Light, Flsh (Standard)	1
	58518	① Lens, Red, Light, Flsh (Optional)	1
	58519	① Lens, Blue, Light, Flsh (Optional)	1

① Serial number (0000000–10221852)

② Serial number (10221853–)

▽ ASSEMBLY

▲ INCLUDED IN ASSEMBLY

Fig. 63 – Backup Alarm Kit

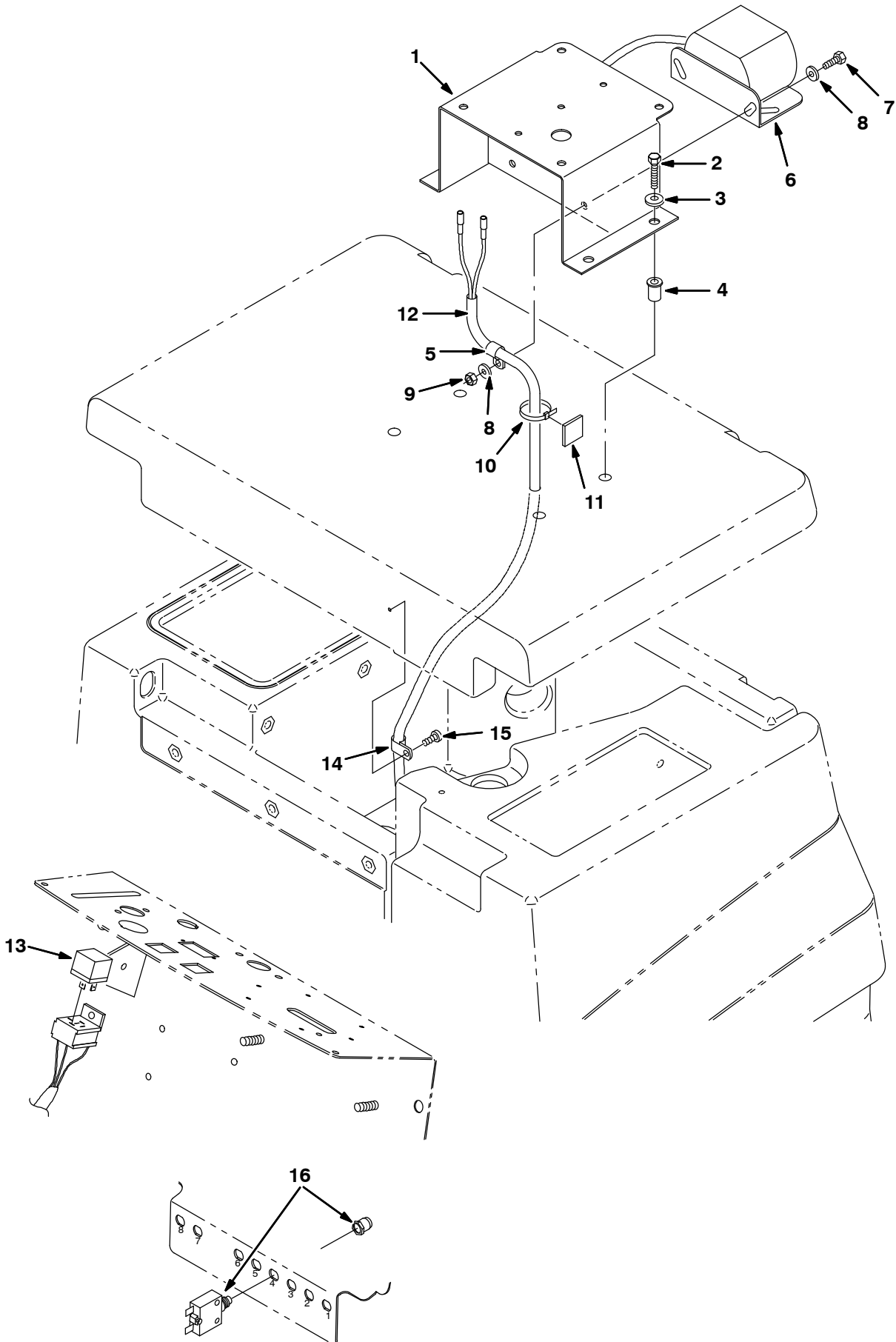


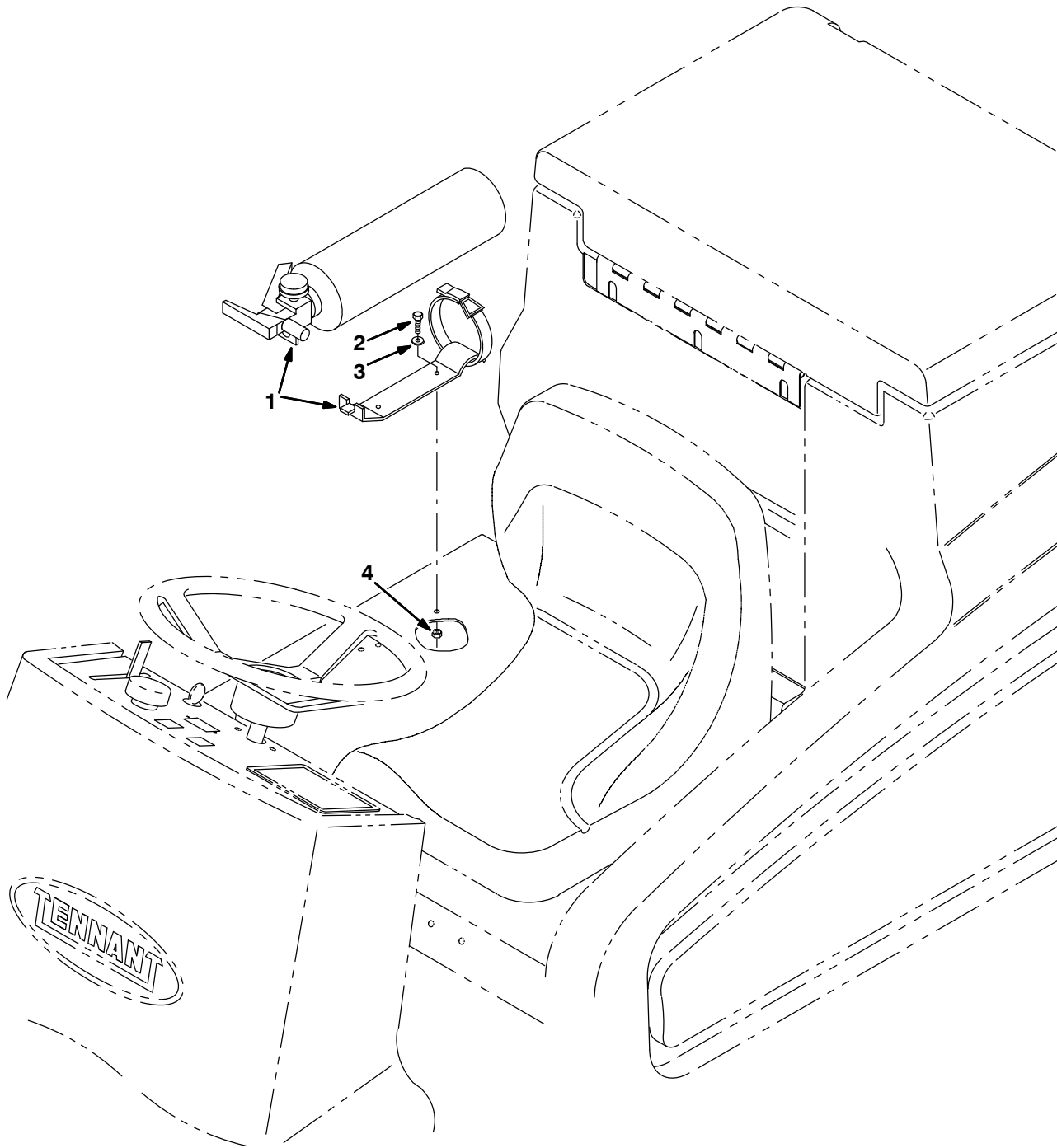
Fig. 63 – Backup Alarm Kit

	Ref.	Tennant Part No.	Description	Qty.
▽		391061	Kit, Ci, Alarm, Backup, W/ Bracket	1
▲	1	392962	Bracket Wldt, Light	1
▲	2	16951	Screw, Hex, .25–20 X 1.25, Sems	4
▲	3	32491	Washer, Flt, .31 Std	4
▲	4	397644	Nut, Isolator, .25–20 Wall Thk .187–.343	4
▲	5	26395–1	Clamp, Cable, Stl, 0.56d X 0.38w, 1h	1
▲	6	9007131	Alarm Assy, Backup, 12/48vdc	1
▲	7	06943	Screw, Hex, M06 X 1.0 X 20, 8.8	2
▲	8	32483	Washer, Flt, .25 Sae	4
▲	9	08708	Nut, Hex, Lock, M06 X 1.0, NI	2
▲	10	49263	Tie, Cable, Nyl, 11.4l .19w 3.0 Max D	2
▲	11	55248	Mount, Cable Tie	1
▲	12	390778	Harness, Alarm	1
▲	13	398526	Relay, 36vdc, 5a, Spdt	1
▲	14	26395–2	Clamp, Cable, Stl, 0.38d X 0.38w, 1h	1
▲	15	360973	Screw, Pan, #12–16 X 0.50, F/ Plstc	1
▲	16	383721	Circuitbreaker, 10.0a	1

▽ ASSEMBLY

▲ INCLUDED IN ASSEMBLY

Fig. 64 – Fire Extinguisher Kit



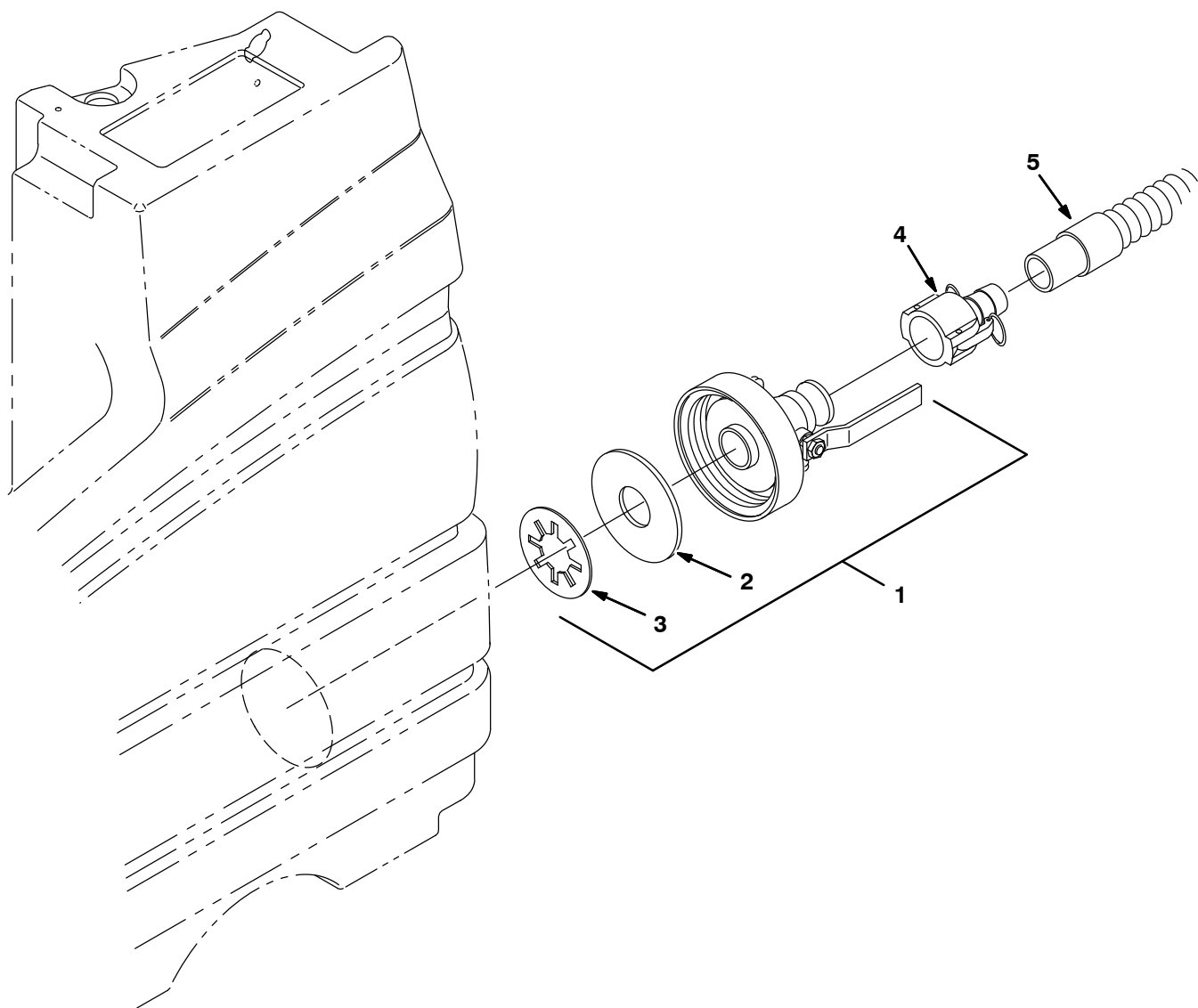
353497

	Ref.	Tennant Part No.	Description	Qty.
▽		391315	Kit, Ci, Extinguisher, Fire	1
▲	1	25312	Extinguisher, Fire	1
▲	2	12312	Screw, Hex, M05 X 0.8 X 12, 8.8	2
▲	3	19066	Washer, Flt, #10	2
▲	4	06549	Nut, Hex, Lock, M05 X 0.8, NI	2

▽ ASSEMBLY

▲ INCLUDED IN ASSEMBLY

Fig. 65 – Positive Solution Control Drain Kit



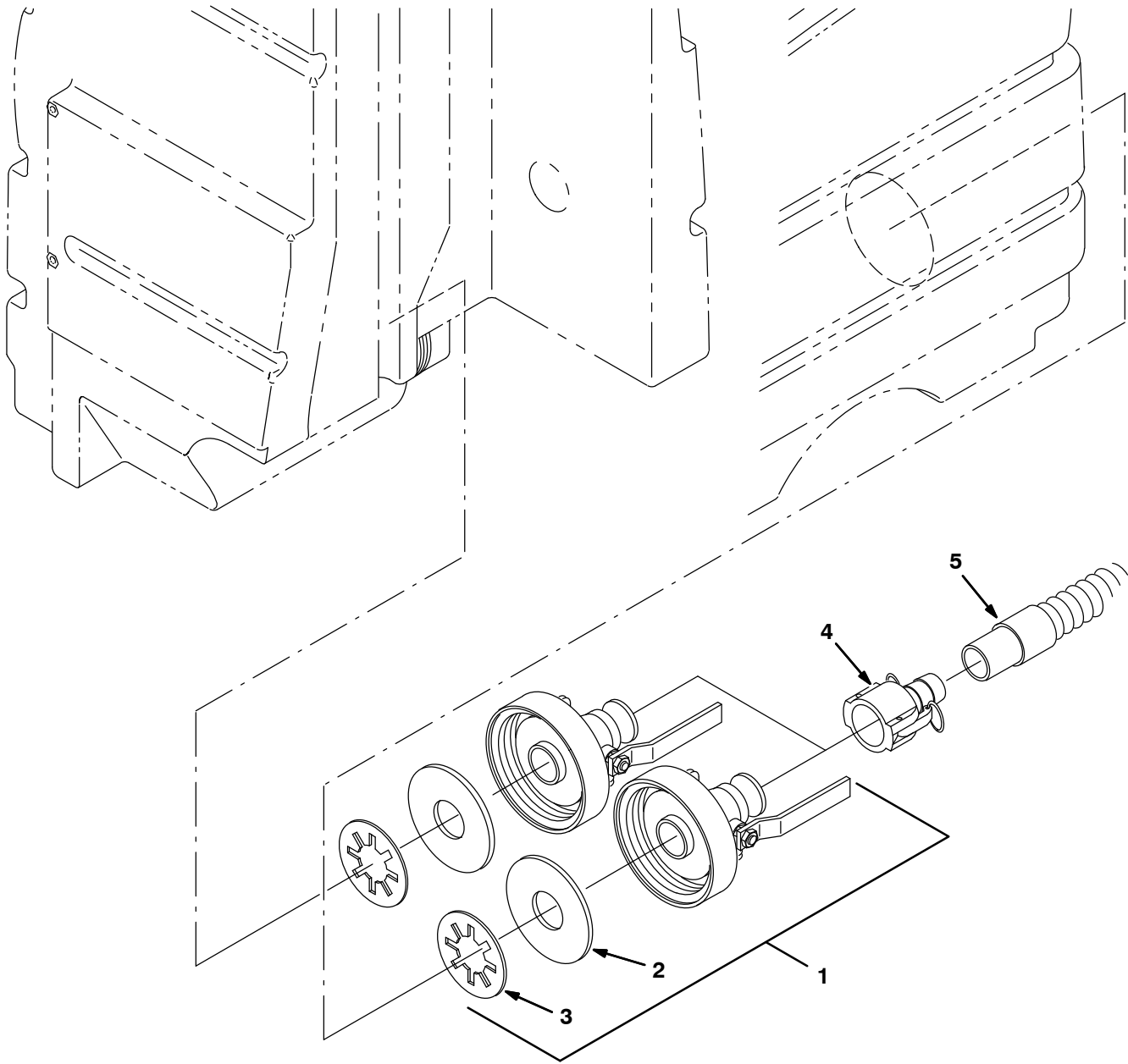
353490

Ref.	Tennant Part No.	Description	Qty.
▽	397673	Kit, Ci, Drain, Soltn, Pos Cntrl, Std	1
▲▽	1 25783	Valve Assy, Drain, Pos Cntrl, W/ Cap	1
▲▲	23456	Cap, Tank, Drain, 6.17 Thread Pye	1
▲▲	375014	Kit, Handle, Valve	1
▲▲	2 375208	Gasket, Lid, Posi Drain	1
▲▲	3 20932	Washer, Polye	1
▲	4 48734	Fitting, Coupler, Hose, Shank, Fem	1
▲	5 75635	Hose Assy, Pvc, W/ Cuff, 1.5d, 10.0l	1

▽ ASSEMBLY

▲ INCLUDED IN ASSEMBLY

Fig. 66 – Positive Solution Control Drain Kit, ES (Extended Scrub)



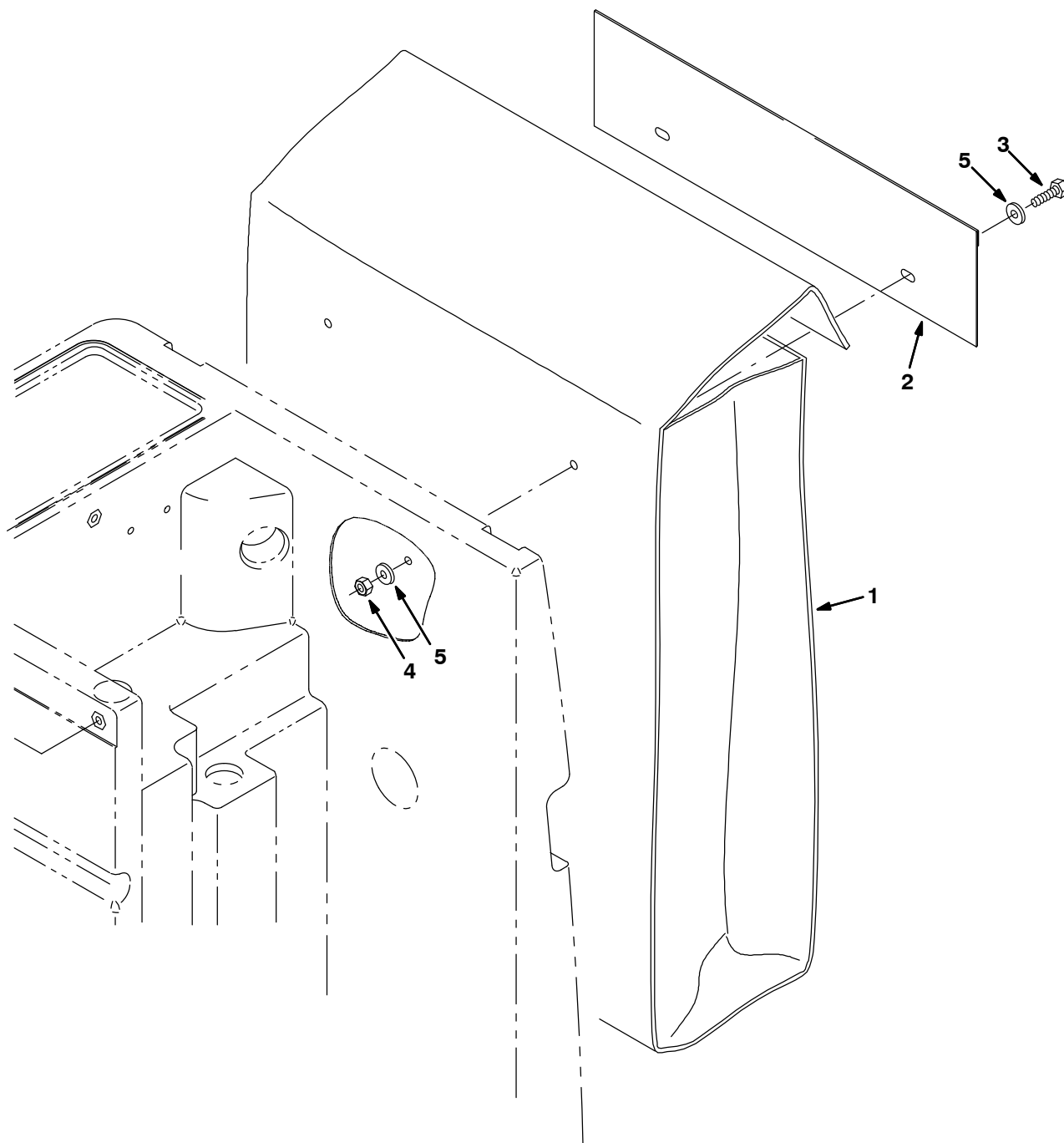
353491

Ref.	Tennant Part No.	Description	Qty.
▽	397675	Kit, Ci, Drain, Soltn, Pos Cntrl, Es	1
▲▽	1 25783	Valve Assy, Drain, Pos Cntrl, W/ Cap	2
▲▲	23456	Cap, Tank, Drain, 6.17 Thread Pye	1
▲▲	375014	Kit, Handle, Valve	1
▲▲	2 375208	Gasket, Lid, Posi Drain	1
▲▲	3 20932	Washer, Polye	1
▲	4 48734	Fitting, Coupler, Hose, Shank, Fem	1
▲	5 75635	Hose Assy, Pvc, W/ Cuff, 1.5d, 10.0l	1

▽ ASSEMBLY

▲ INCLUDED IN ASSEMBLY

Fig. 67 – Storage Bag Kit



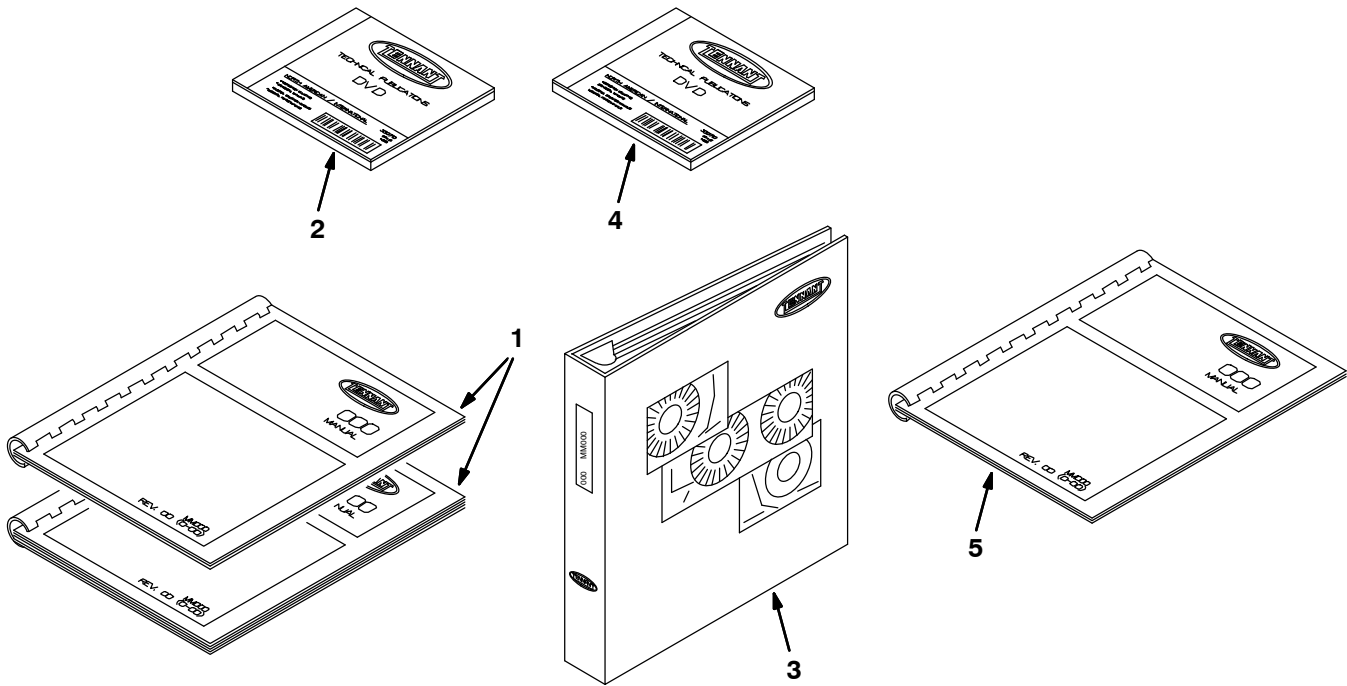
353495

Ref.	Tennant Part No.	Description	Qty.
▽	391193	Kit, Ci, Bag Only	1
▲	1 391258	Bag, Power Wand	1
▲	2 391342	Strip, Mtg, Bag	1
▲	3 09011	Screw, Hex, M08 X 1.25 X 30, Ss	2
▲	4 08713	Nut, Hex, Lock, M08 X 1.25, NI, Ss	2
▲	5 01685	Washer, Flt, .31 Ss	4

▽ ASSEMBLY

▲ INCLUDED IN ASSEMBLY

Fig. 68 – Documentation Group



07501 – NA

Ref.	Tennant Part No.	Description	Qty.
1	330690	Manual Pkg, [7100 Ele En Na]	1
1	330694	Manual Pkg, [7100 Ele Jp]	1
2	9004761	Manual, Dvd, Oprtr / Parts [All, Na]	1
3	330695	Manual, Service, [7100 Ele Na]	1
4	1041883	Video, Oprtr, Training, Dvd [7100]	1
5	330692	Manual, Oprtr, [7100 Ele Es Na]	1
5	330693	Manual, Oprtr, [7100 Ele Fr Na]	1

SECTION 4

Contents	Page
Fig. 1 – Electric Motor Breakdown, 391296	3-2
Fig. 2 – Electric Motor Breakdown, 223358	3-4
Fig. 3 – Electric Motor Breakdown, 222753	3-5
Fig. 4 – Electric Motor Breakdown, 375175	3-6
Fig. 5 – Electric Motor Breakdown, 1038426	3-7
Fig. 6 – FaST Injector Assembly Breakdown (S/N 10404792–)	3-8
Fig. 7 – Battery Charger Breakdown, 50 Hz (305 Ah batteries), 222691	3-9
Fig. 8 – Front Wheel Gearbox Breakdown, 390850 (S/N 00000000–10046633)	3-10
Fig. 9 – Front Wheel Gearbox Breakdown, 390851 (S/N 10046634–10160409)	3-11
Fig. 10 – Front Wheel Gearbox Breakdown, 1007541 (S/N 10160410–10262871)	3-12
Fig. 11 – Front Wheel Gearbox Breakdown, 374346	3-13
Fig. 12 – <i>ec-H2O</i> Module Assembly Breakdown, 9007970	3-14

Fig. 1 - Electric Motor Breakdown, 391296

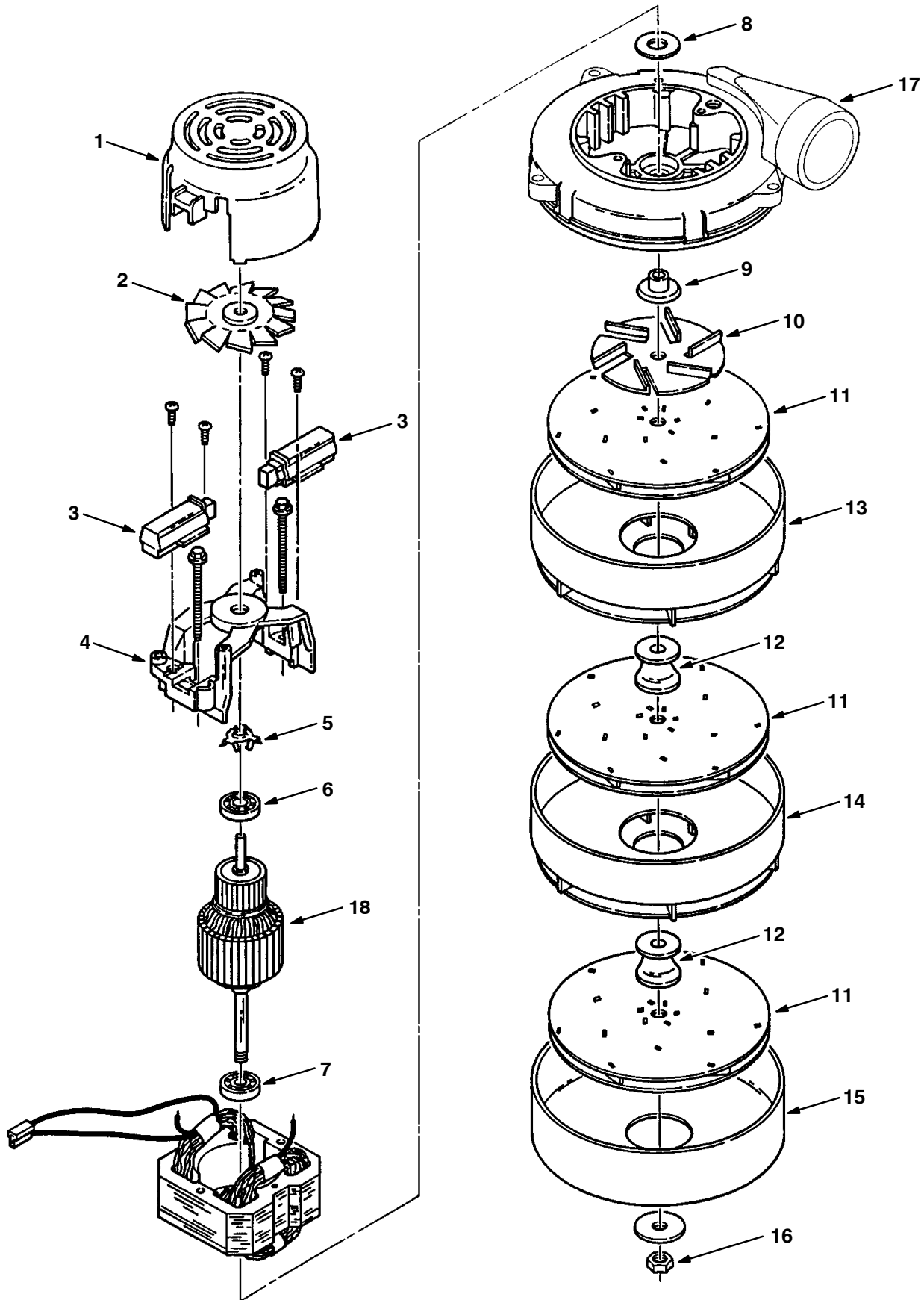


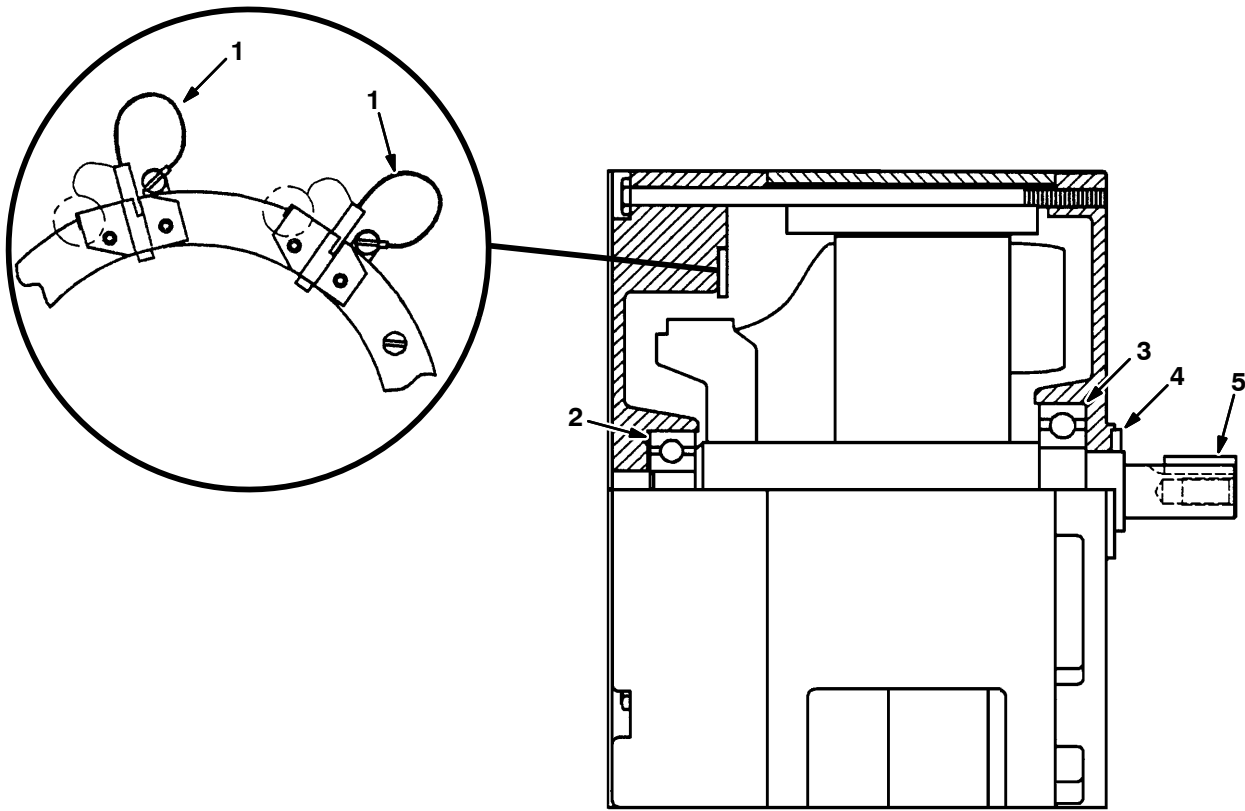
Fig. 1 – Electric Motor Breakdown, 391296

	Ref.	Tennant Part No.	Description	Qty.
▽		391296	Fan, Vacuum, 5.7d, 036vdc	1
▲	1	398511	Housing	1
▲	2	398512	Fan	1
▲	3	398513	Brush Mechanism	2
▲	4	398514	Comm. Bracket	1
▲	5	01856	Spring	1
▲	6	398515	Bearing	1
▲	7	01837	Bearing	1
▲	8	37912	Washer, Neo.	1
▲	9	398516	Spacer	1
▲	10	01971	Fan	1
▲	11	18628	Vacuum Fan	3
▲	12	398517	Spacer	2
▲	13	61300	Stationary Fan	1
▲	14	61297	Stationary Fan	1
▲	15	398518	Shell	1
▲	16	37929	Nut	1
▲	17	60386	Bracket, Fan End	1
▲	18	398519	Armature	1
▲		391343	Seal, Rbr, Fan, 5.6d 2.0b 1.37l	1
▲		10925	Connector, 2 Conductor	1
▲		10926	Terminal, Female	2
▲		391350	Screen, Fan Inlet	1

▽ ASSEMBLY

▲ INCLUDED IN ASSEMBLY

Fig. 2 – Electric Motor Breakdown, 223358



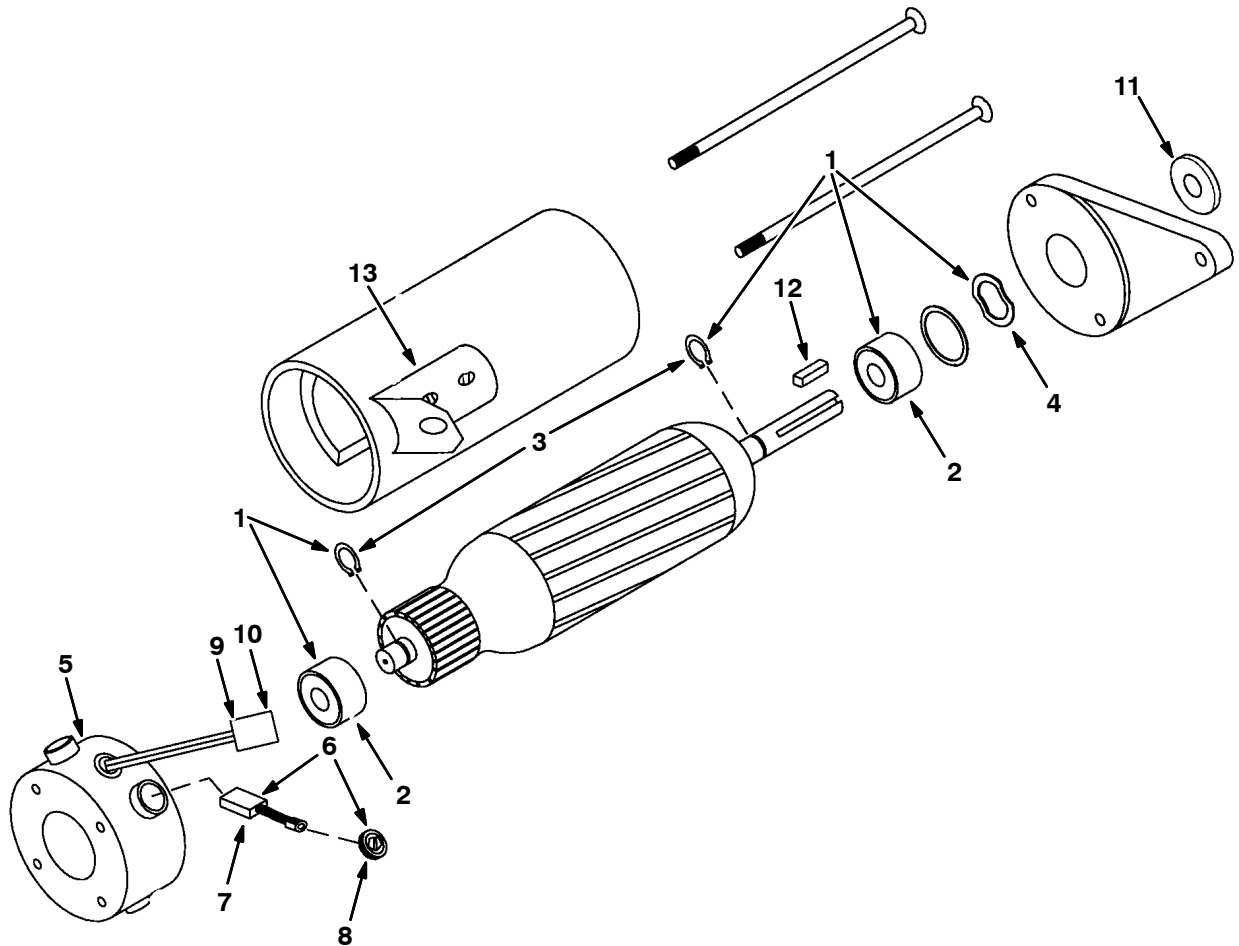
350783

Ref.	Tennant Part No.	Description	Qty.	
▽	223358	Motor, Ele, 36Vdc, 0.8Hp, 320Rpm	1	
▲	1	222606	Brush Kit,	1
▲	2	222618	Bearing	1
▲	3	223351	Bearing Be	1
▲	4	223352	Oil Seal	1
▲	5	00928	Key Square 0.25 0.25 01.00 Lg	1
▲		10925	Connector, 2 Conductor	1
▲		24537	Terminal Female Metri-Pack	2

▽ ASSEMBLY

▲ INCLUDED IN ASSEMBLY

Fig. 3 – Electric Motor Breakdown, 222753



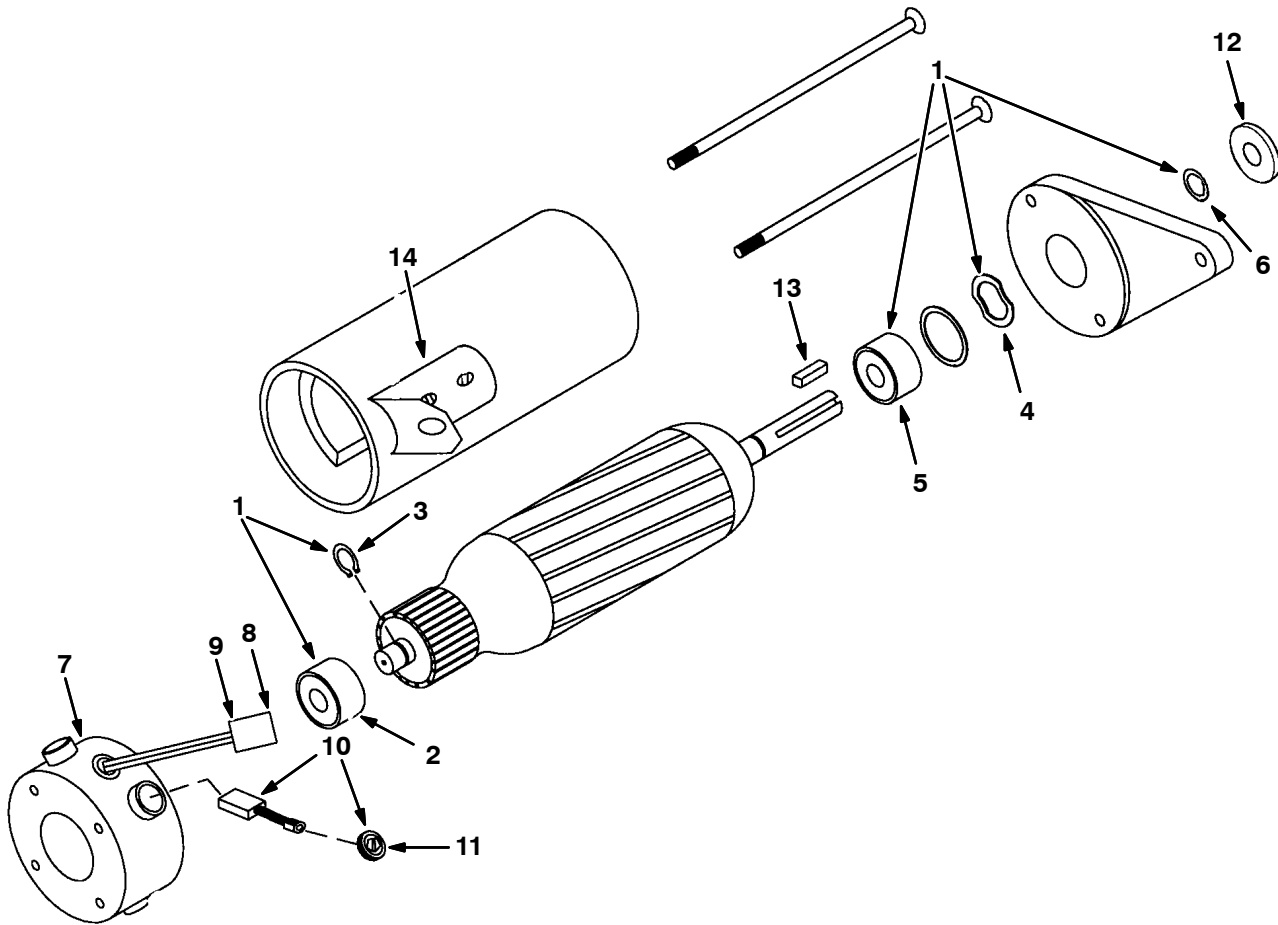
10301

Ref.	Tennant Part No.	Description	Qty.
▽	222753	Motor, .75 Hp, 36V, 1700Rpm	1
▲▽	1 222623	Bearing Kit	1
▲▲	2 222635	Bearing	2
▲▲	3 222637	Snap Ring	2
▲▲	4 222638	Wavy Washer	1
▲▽	5 374004	End Ass'y, Brush	1
▲▲	6 222625	Brush Kit	1
▲▲	7 222627	Brush&Spring Assy	4
▲▲	8 222629	Brush Holder Cap	4
▲	9 10925	Connector, 2 Conductor	1
▲	10 24537	Terminal, Female	2
▲	11 20536-2	Washer, .467B 1.19D .03Nylon	1
▲	12 00954	Key, Square 0.12 0.12 0 1.00 Lg	1
▲	13 222877	Brace Kit	1

▽ ASSEMBLY

▲ INCLUDED IN ASSEMBLY

Fig. 4 – Electric Motor Breakdown, 375175

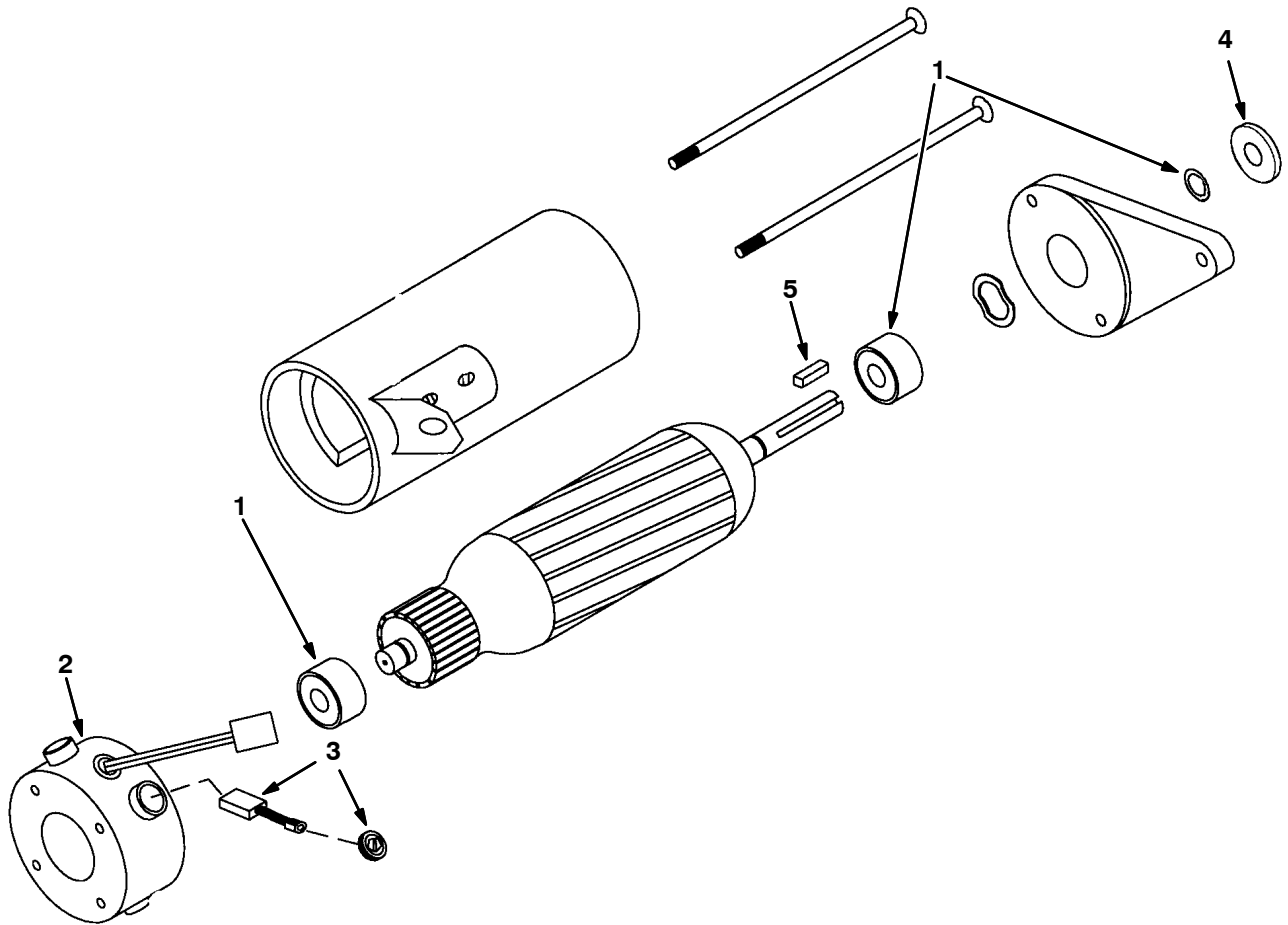


	Ref.	Tennant Part No.	Description	Qty.
▽		375175	Motor, Ele, 36Vdc 1700Rpm 0.75Hp	1
▲▽	1	375176	Kit, Motor Bearing	1
▲▲	2	222635	Bearing	1
▲▲	3	222637	Ring, Snap	1
▲▲	4	375177	Washer, Spring	1
▲▲	5	375178	Bearing, Drive End	1
▲▲	6	375179	Seal	1
▲▽	7	374004	Endbell, Brush End, Motor-Ele	1
▲▲	8	10925	Connector, 2-Conductor	1
▲▲	9	24537	Terminal, Female	2
▲▽	10	222625	Kit, Brush	1
▲▲	11	222629	Cap, Brush Holder	4
▲	12	20536-2	Washer, 0.47b 1.19d .03, Nyl	1
▲	13	00954	Key, Sq, 0.12 X 0.12, 01.00l	1
▲	14	222877	Kit, Brace	1

▽ ASSEMBLY

▲ INCLUDED IN ASSEMBLY

Fig. 5 – Electric Motor Breakdown, 1038426



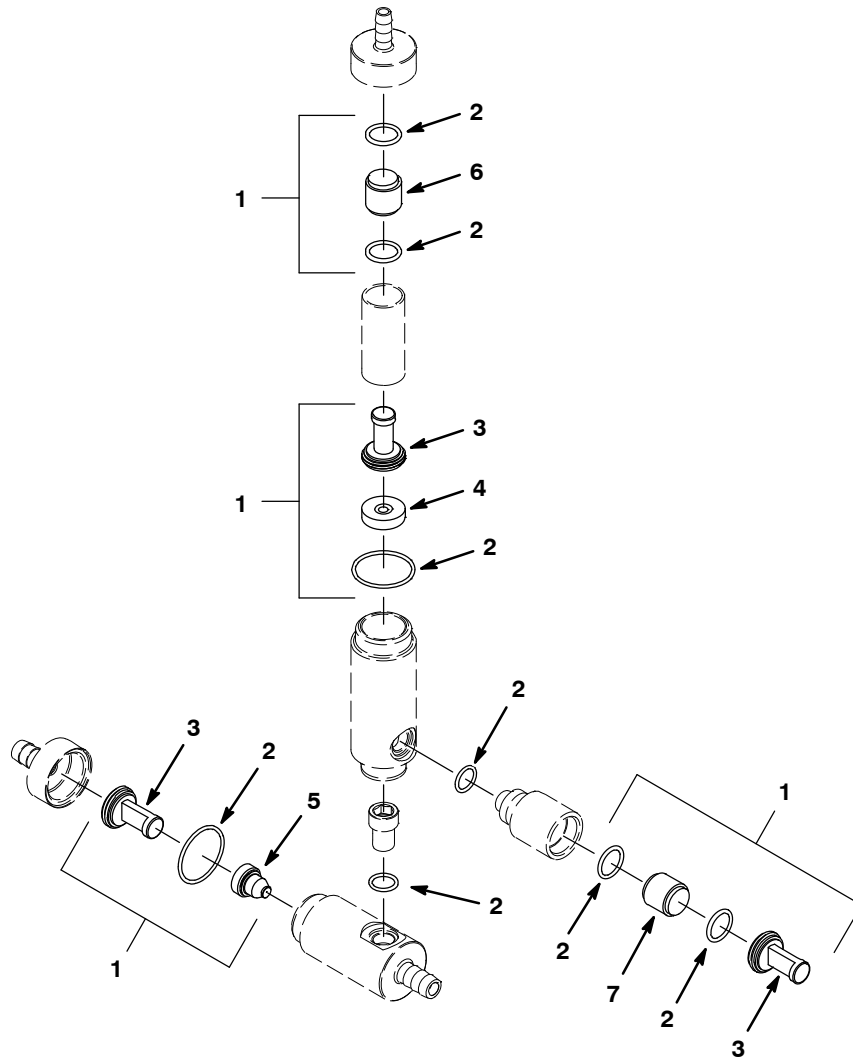
	Ref.	Tennant Part No.	Description	Qty.
▽		1038426	Motor, Ele, 36vdc 1700rpm 0.75hp	1
▲	1	1039816	Vr, Bearing Kit, Motor, Ele	1
▲	2	1039818	Vr, Cap Assy, Brush, Ele Motor	1
▲	3	1039817	Vr, Brush Kit, Motor, Ele	1
▲	4	20536-2	Washer, 0.47b 1.19d .03, Nyl	1
▲	5	00954	Key, Sq, 0.12 X 0.12, 01.00l	1

▽ ASSEMBLY

▲ INCLUDED IN ASSEMBLY

BREAKDOWNS

Fig. 6 – FaST Injector Assembly Breakdown, 9006003 (S/N 10404792–)



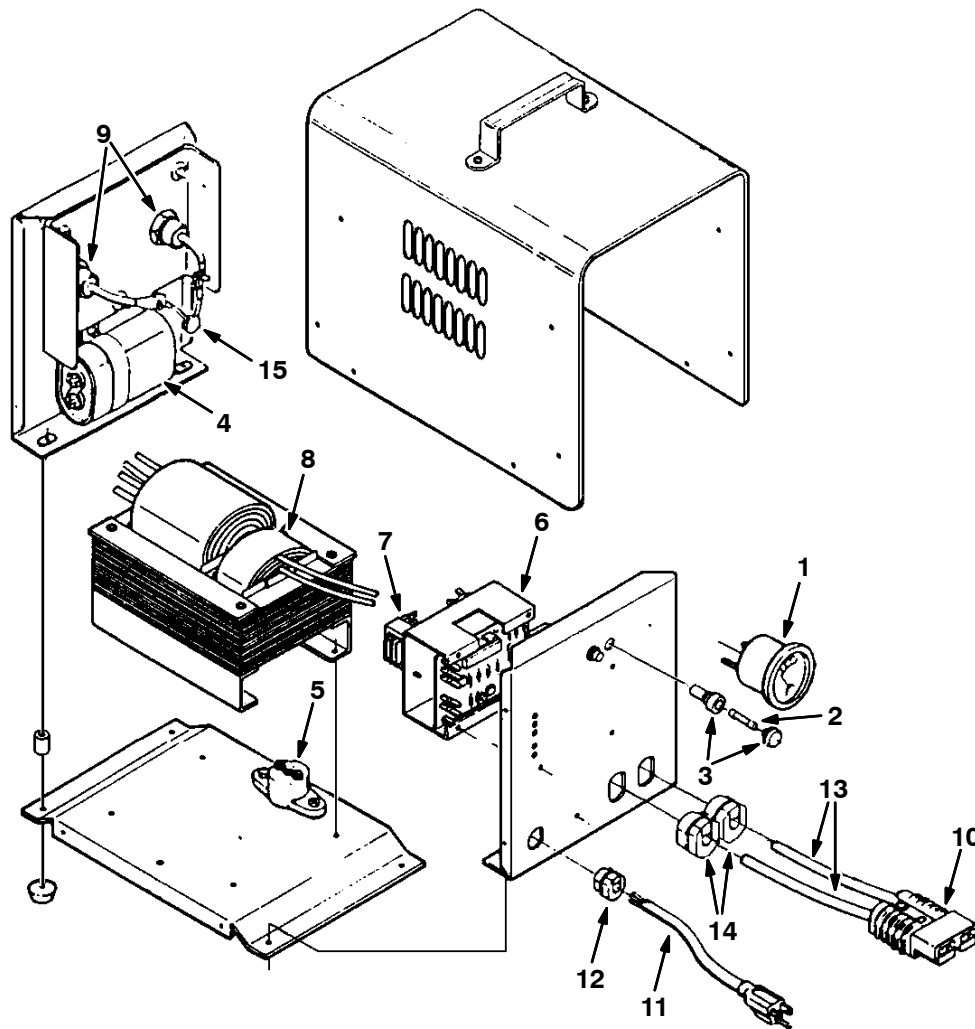
Ref.	Tennant Part No.	Description	Qty.
▽	9006003	1 Fast Kit, Ci[Inj Reblid, 7100/7080/Ezhp] [Fast II+]	1
▲	1	1 Fast Kit, Ci[Inj Reblid, 7100/7080/Ezhp] [Fast II+]	1
▲	2	1 Fast Kit, Ci, Injector Seals [Fast II+]	1
▲	3	1 Fast Kit, Ci, Injector Filters [Fast II+]	1
▲	4	1 Plate Assy, Orifice, 0.0075id, Blu	1
▲	5	1 Plug, Orifice, 0.041, Ss [Fast II+]	1
▲	6	1 Valve, Check, 0002psi [Fast II+]	1
▲	7	1 Valve, Check, 0005psi [Fast II+]	1

▽ ASSEMBLY

▲ INCLUDED IN ASSEMBLY

1 Serial number (10404792–)

Fig. 7 – Battery Charger Breakdown, 50 Hz (305 Ah batteries), 222691



10263

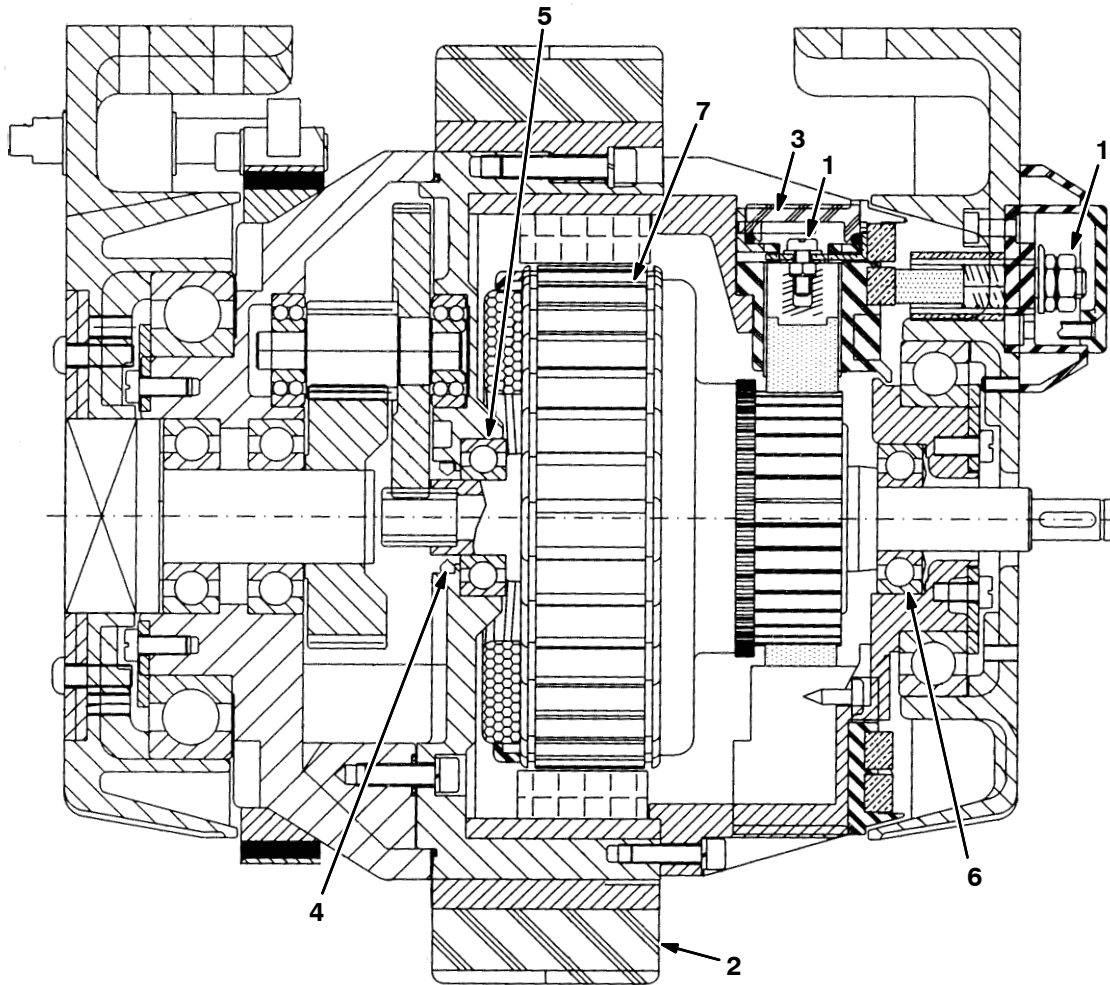
Ref.	Tennant Part No.	Description	Qty.
▽	222691	Charger, 36V/30A 50H/1Ph 245V	1
▲	1 38889	Ammeter	1
▲	2 65614	Fuse, A.C. 15 Amp	1
▲	3 30058	Holder, Fuse Ac	1
▲	4 65726	Capasitor 15Mfd	1
▲	5 65619	Circuit Breaker	1
▲	6 65620	Control Assy	1
▲	7 65959	Control Transformer	1
▲	8 65727	Power Transformer	1
▲	9 65616	Diode	2
▲	10 130155	Connector, Battery, 6Ga 50A, Gray[2Cont]	1
▲	11 21770	A.C.Cordset W/Plug	1
▲	12 21775	A.C.Strain Relief	1
▲	13 21773	D.C.Cordset W/Plug	1
▲	14 21776	D.C.Strain Relief	2
▲	15 65630	Varistor	1

▽ ASSEMBLY

▲ INCLUDED IN ASSEMBLY

BREAKDOWNS

Fig. 8 – Front Wheel Gearbox Breakdown, 390850 (S/N 00000000–10046633)



Ref.	Tennant Part No.	Description	Qty.
▽	390850	Gearbox, Wheel, Front, 300mm	1
▲	1 391261	Kit, Brush, Motor	1
▲	2 391260	Tire, Pyu, 300mm	1
▲	3 391262	Kit, Brush, Cover	1
▲	4 391263	Seal, Ring	1
▲	5 391264	Bearing, Gearbox Side	1
▲	6 391265	Bearing, Motor Side	1
▲	7 391267	Armature, Assy, 300mm	1
▲	391271	Caliper, Brake	1
▲	391274	② Rotor, Brake, (14mm Shaft Dia)	1
▲	391270	① Rotor, Brake, (11mm Shaft Dia)	1

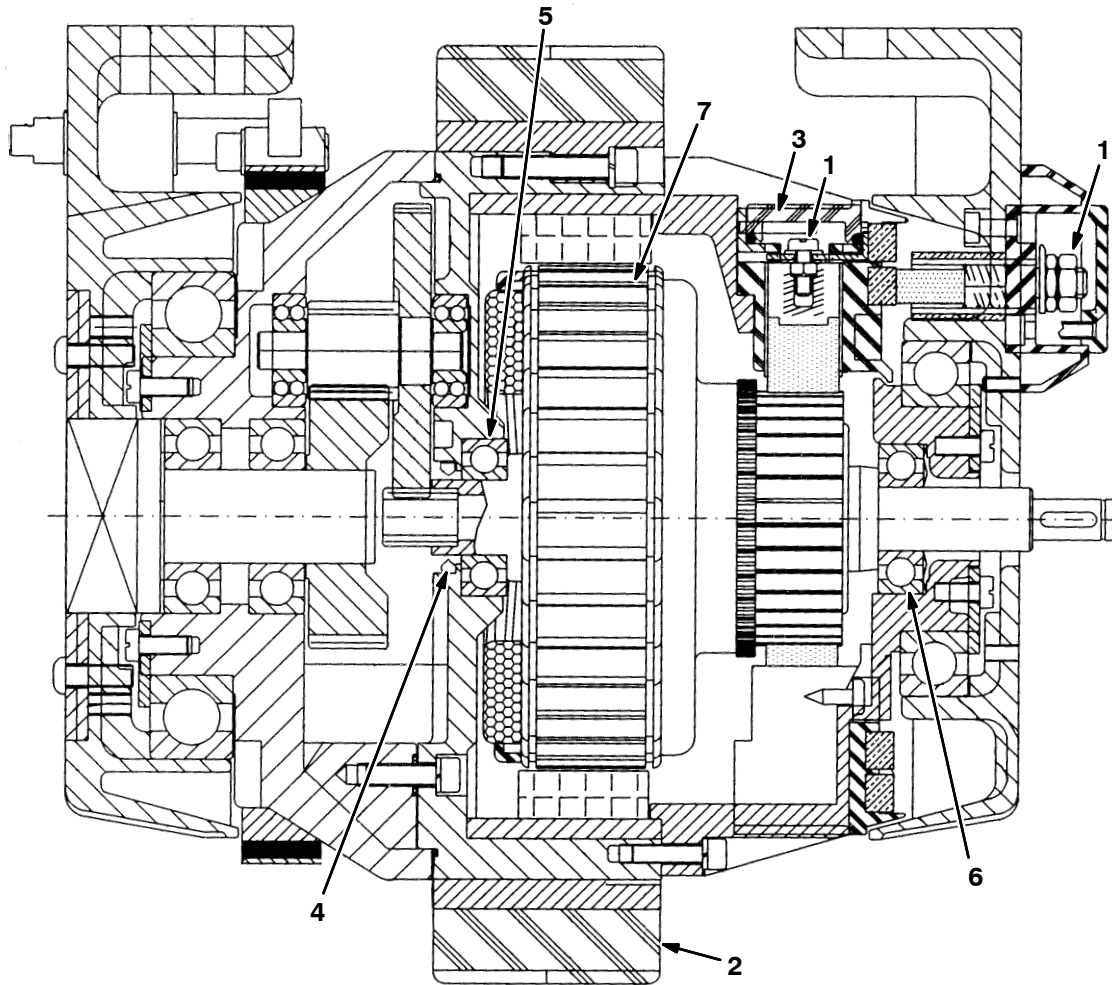
① Serial number (000000–xxxxxx)

② Serial number (xxxxxx–)

▽ ASSEMBLY

▲ INCLUDED IN ASSEMBLY

Fig. 9 – Front Wheel Gearbox Breakdown, 390851 (S/N 10046634–10160409)



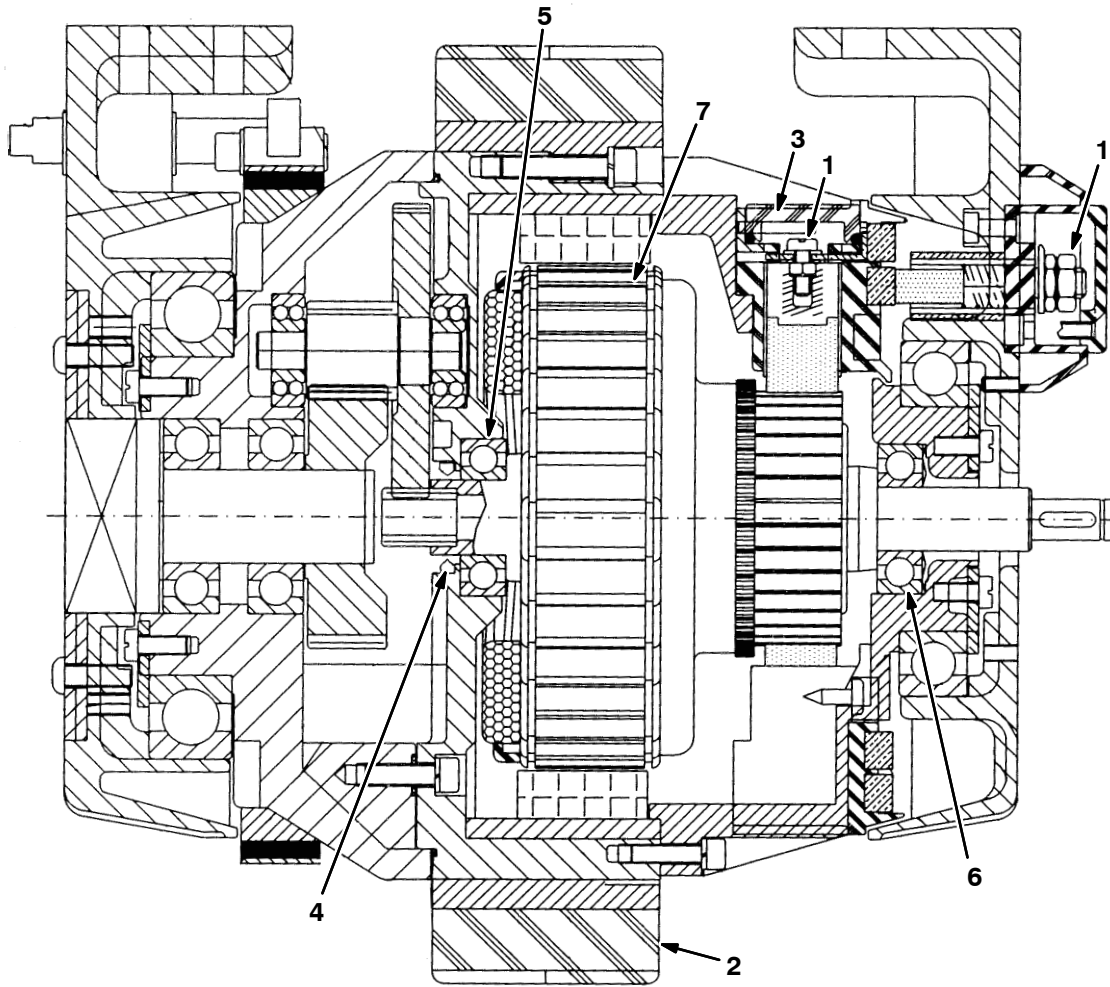
Ref.	Tennant Part No.	Description	Qty.
▽	390851	Gearbox, Wheel, Front, 250mm	1
▲	1 391261	Kit, Brush, Motor	1
▲	2 391259	Tire, Pyu, 250mm	1
▲	3 391262	Kit, Brush, Cover	1
▲	4 391263	Seal, Ring	1
▲	5 391264	Bearing, Gearbox Side	1
▲	6 391265	Bearing, Motor Side	1
▲	7 391266	Armature, Assy, 250mm	1
▲	391271	Caliper, Brake	1
▲	391274	Rotor, Brake, (14mm Shaft Dia)	1

▽ ASSEMBLY

▲ INCLUDED IN ASSEMBLY

BREAKDOWNS

Fig. 10 – Front Wheel Gearbox Breakdown, 1007541 (S/N 10160410–10262871)

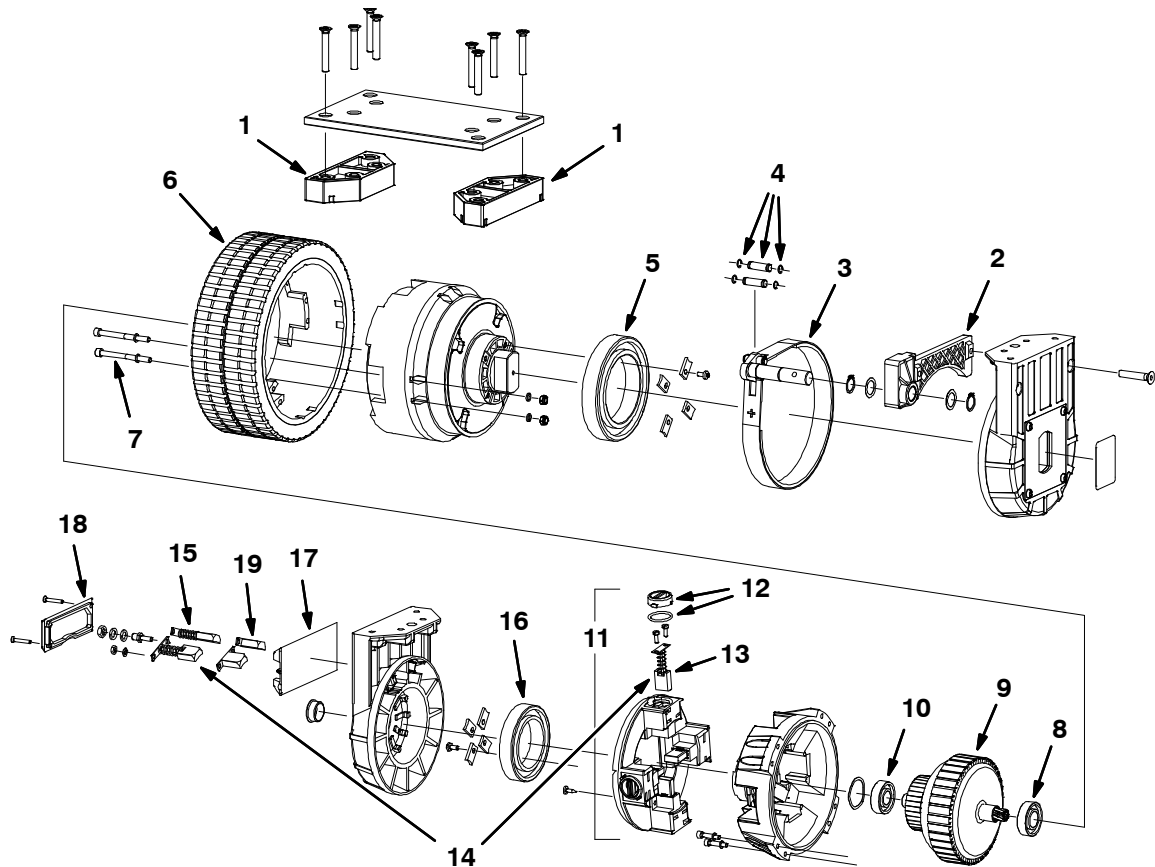


Ref.	Tennant Part No.	Description	Qty.
▽	1007541	Gearbox, Wheel, 250mm, 36vdc Band Brake	1
▲	1	Kit, Brush, Motor	1
▲	2	Tire, Solid, 250mmx90mm Grey Pyu	1
▲	3	Kit, Brush, Cover	1
▲	4	Seal, Ring	1
▲	5	Bearing, Gearbox Side	1
▲	6	Bearing, Motor Side	1
▲	7	Armature, Assy, 250mm	1
▲	391465	Brake, Band [Amer]	1

▽ ASSEMBLY

▲ INCLUDED IN ASSEMBLY

Fig. 11 – Front Wheel Gearbox Breakdown, 374346



Ref.	Tennant Part No.	Description	Qty.
▽	374346	Gearbox, Wheel, 250mm, 36vdc Band Brake	1
▲	1 1029223	Spacer, Aluminum	2
▲	2 1029220	Bracket, Brake, Complete	1
▲▽	3 391465	Brake, Band [Amer]	1
▲	4 1030477	Pin Kit, Retainer, Snap Rings	1
▲	5 372874	Bearing, Steering	1
▲	6 391259	Tire, Solid, 250mmx90mm Red	1
▲	7 1029218	Screw, Wheel Mount	8
▲	8 391264	Bearing, Gearbox Side [Amer]	1
▲	9 1029217	Armature, Motor, 250mm	1
▲	10 391265	Bearing, Motor Side	1
▲▽	11 1029228	Vr, Ring, Brushholder	1
▲▲	12 391262	Vr, Brush Kit, Cover [Amer]	4
▲▲	13 1029225	Vr, Brush Kit, Carbon	1
▲	13 1029224	Vr, Brush, Carbon	4
▲▽	14 391261	Vr, Brush Kit, Motor [Amer, 1pick=1kit]	1
▲▲	13 1029225	Vr, Brush Kit, Carbon	1
▲	13 1029224	Vr, Brush, Carbon	4
▲▲	15 1029226	Vr, Brush Kit, Carbon	1
▲	15 398492	Brush, Carbon, Motor, Ele [Amer]	2
▲	16 1029227	Bearing, Ball, Brush Side	1
▲	17 391467	Box, Elec, Connection	1
▲	18 391468	Cover, Elec, Connection	1
▲	19 372877	Guide, Brushholder, Slip Ring [Amer]	2

▽ ASSEMBLY

▲ INCLUDED IN ASSEMBLY

Fig. 12 – ec-H2O Module Assembly Breakdown, 9007970

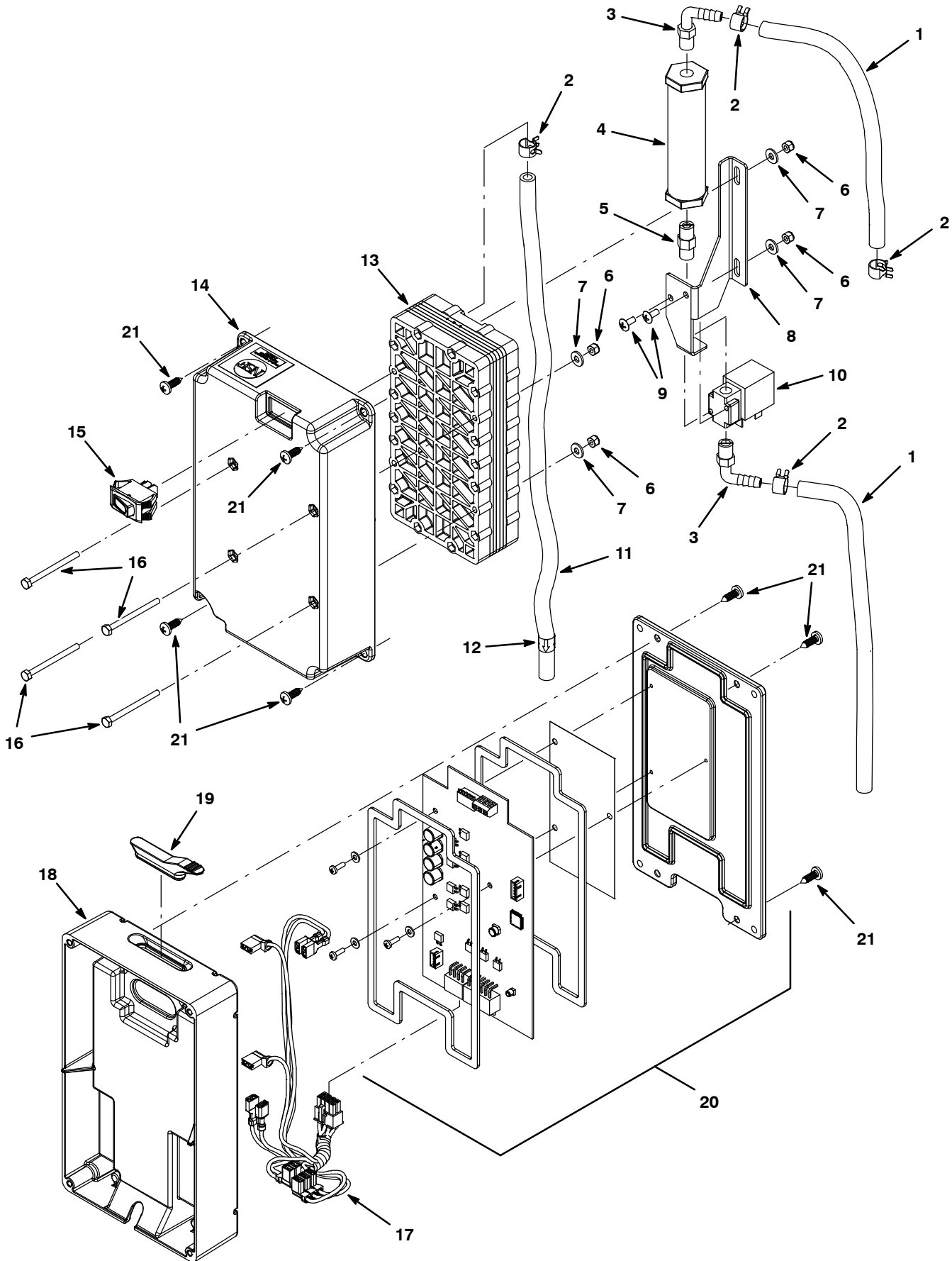


Fig. 12 – *ec-H2O* Module Assembly Breakdown, 9007970

Ref.	Tennant Part No.	Description	Qty.
▽	9007970	Module Kit, Replmt [Ec-H2o]	1
▲▽	9006324	Ec-H2o Kit [Module B, Plumbing]	1
▲▲	1 578820000	Hose, Pvc, Brd, 0.25id 0.44od 157.2l,Clr (578227000)	1
▲▲	2 603654	Clamp, Hose, Ear, .44d [Ctb]	4
▲▲	3 1037595	Fitting, Plstc, E90, Bm04/Pm02, Nyl	2
▲▲	4 1062006	Electrode, Cylindrical	1
▲▲	5 1045030	Fitting, Brs, Str, Pm02/Pm02	1
▲▲	6 33932	Nut, Hex, Lock, M4 X 0.70, NI, Ss	4
▲▲	7 41579	Washer, Flat, 08, Ss	4
▲▲	8 1048490	Bracket, Valve	1
▲▲	9 140801	Screw, Trs, Phl, 08-32 X 0.38, Ss	2
▲▲	10 1013236	Valve, Shutoff, Ele, 24vdc	1
▲▲	11 9006574	Hose, Pvc, Brd, 0.25id 0.45od, 65l, Clr (1046508)	1
▲▲	12 1049637	Label, Direction [Ec-H2o]	1
▲▲	13 1057637	Electrode, 5 Plate, High Flow	1
▲▲	14 1051519	Housing, Upper, Module, High Flow	1
▲▲	15 1044393	Switch, Rocker, Spst, Mom	1
▲▲	16 32509	Screw, Hex, M4 X 0.70 X 50, Ss	4
▲▲	17 1049489	Harness, Main,Controlboard[Ec-H2o 5cell]	1
▲	18 1037032	Housing, Bottom	1
▲	19 1054776	Grommet, Blind	1
▲	20 9007969	Controller Kit, Replmt [Ec-H2o]	1
▲	21 1018155	Screw, Pan, Phl, M5 X 0.80 X 16, Tcut,Ss	8

▽ ASSEMBLY

▲ INCLUDED IN ASSEMBLY